



LAHSA

2024

Greater Los Angeles Homeless Count

LOS ANGELES HOMELESS SERVICES AUTHORITY



August 1, 2024

LAHSA performs the largest annual PIT Count in the United States as required by HUD for Continuums of Care (CoC) nationwide.

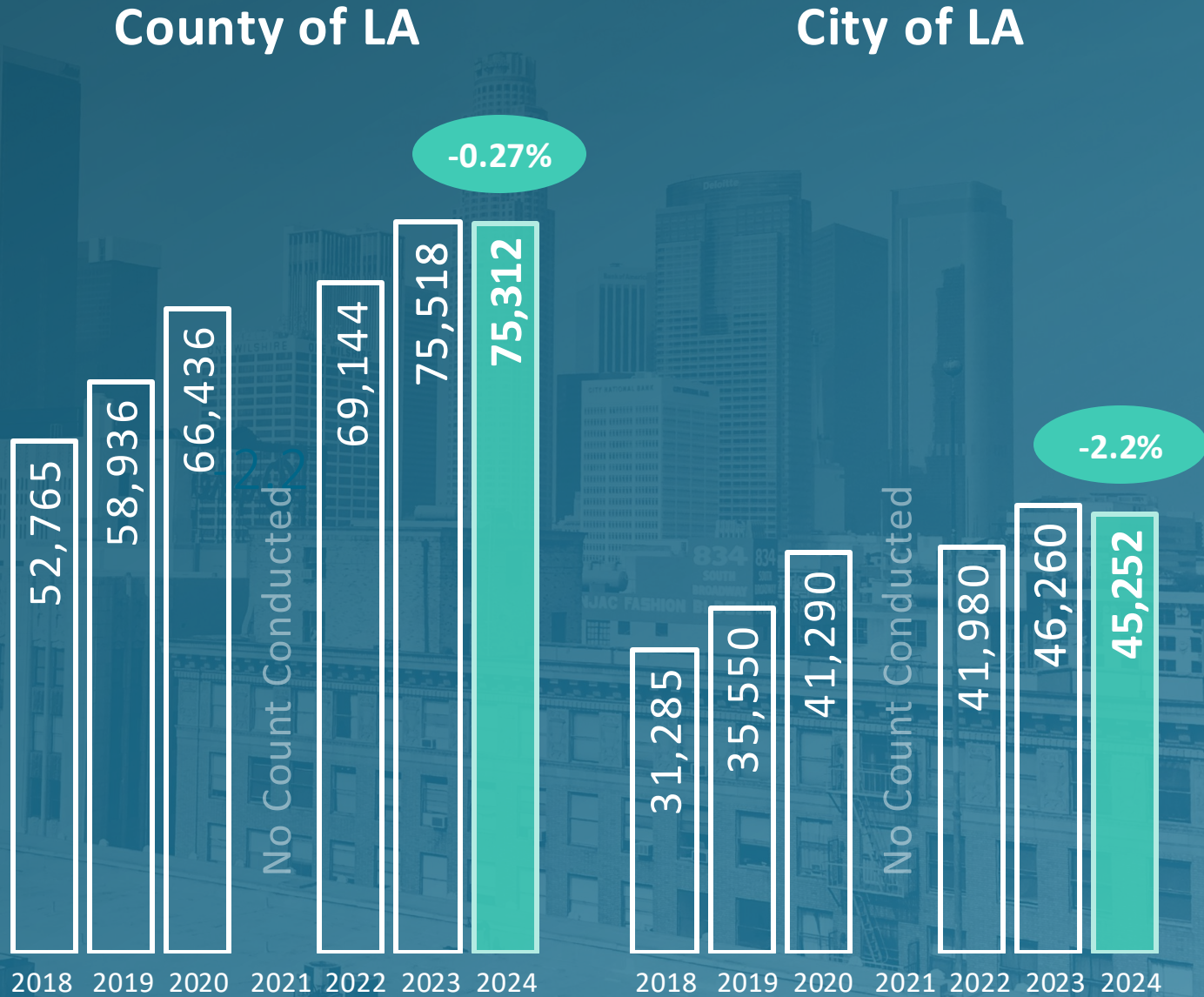
LAHSA's data is then reviewed and validated by HUD.

- The process is designed in partnership with data experts at USC with guidance from HUD to create an accurate census of unhoused people living in the Los Angeles CoC.
- The count is an imprecise estimate. It includes both specific numbers like shelter bed counts, along with estimates, observations, and statistical sampling.



USC

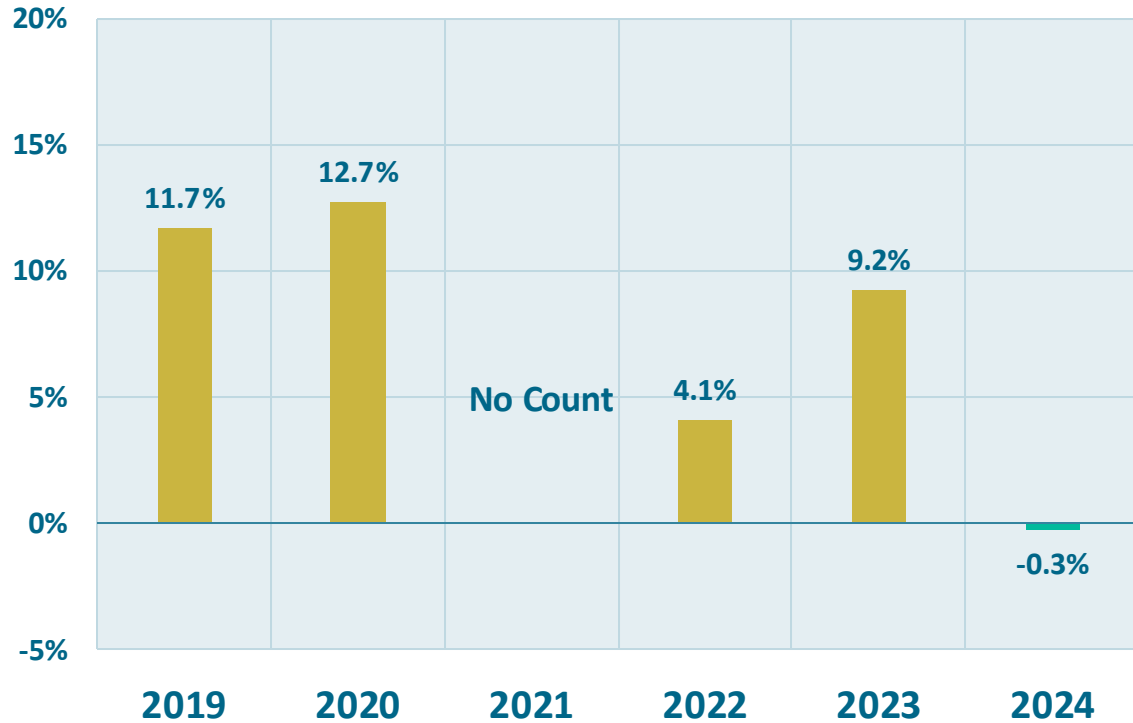
This year, LA region's point-in-time estimate declined slightly – down **0.27% in LA County** and down **2.2% in the City of LA.**



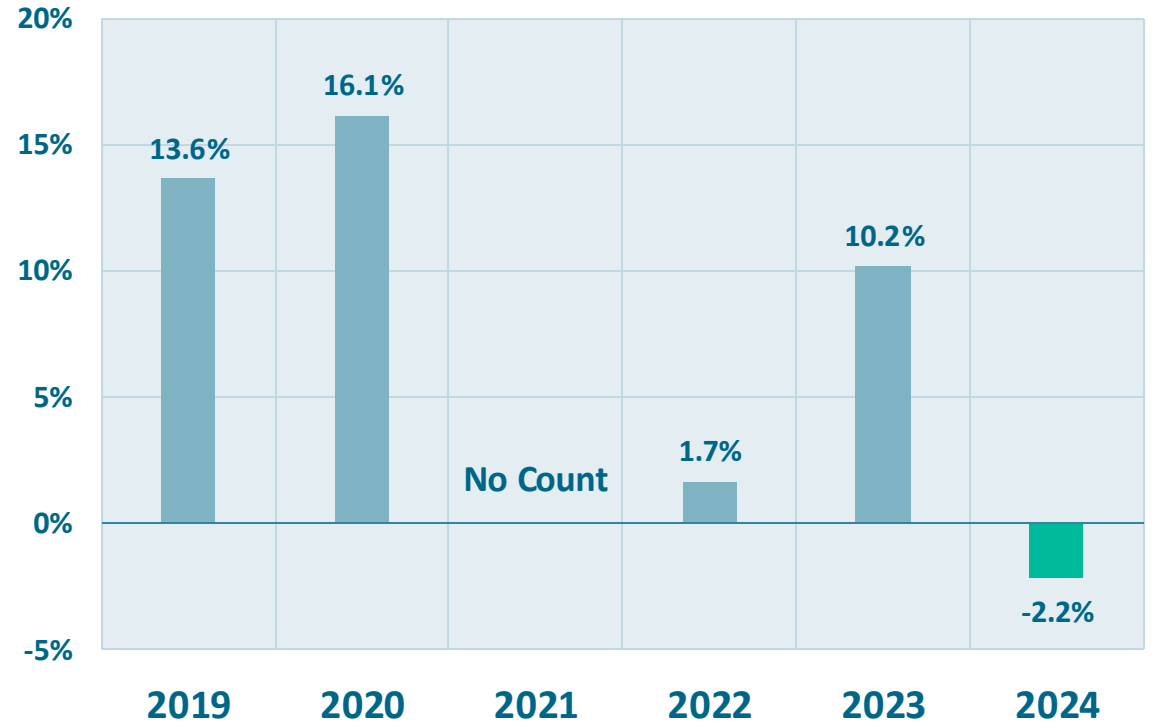
Note: The 2023 Homeless Count was conducted on January 23 – 25, 2024.

Our unified response to unsheltered homelessness is contributing to meaningful change.

Percentage Change of People Experiencing Homelessness in County of LA

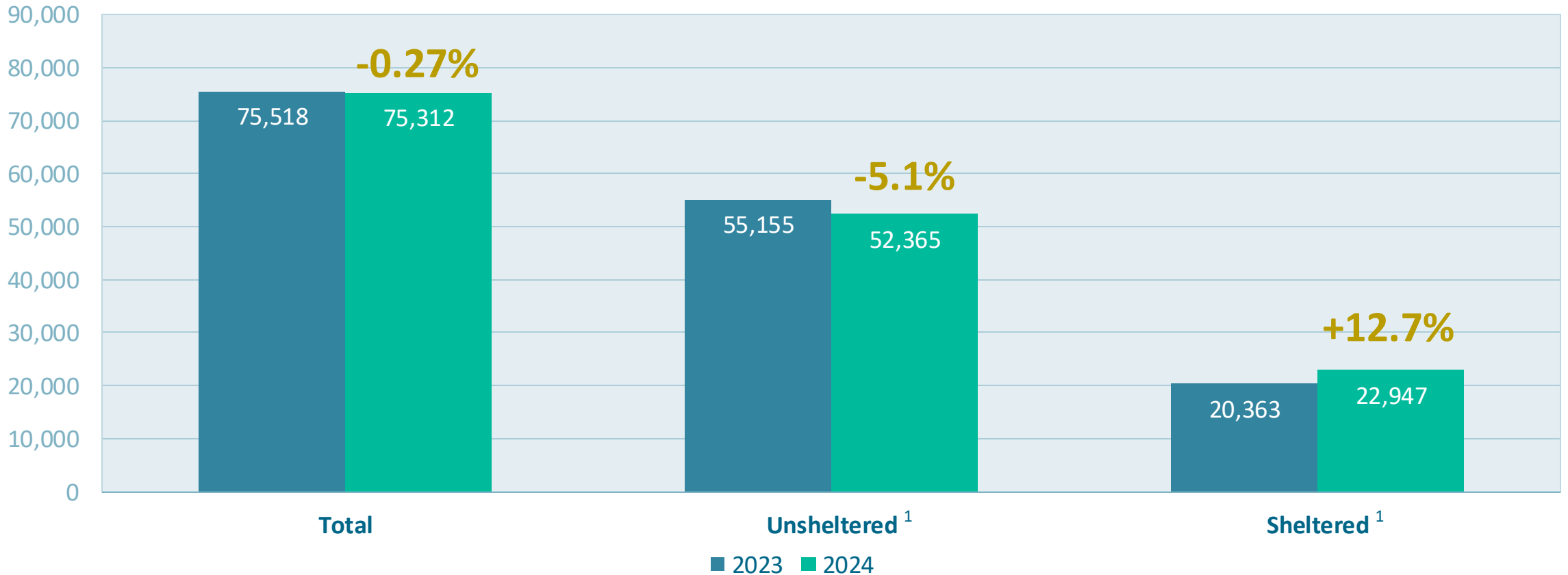


Percentage Change of People Experiencing Homelessness in City of LA



Note: The 2024 Homeless Count was conducted on January 23 – 25, 2024.

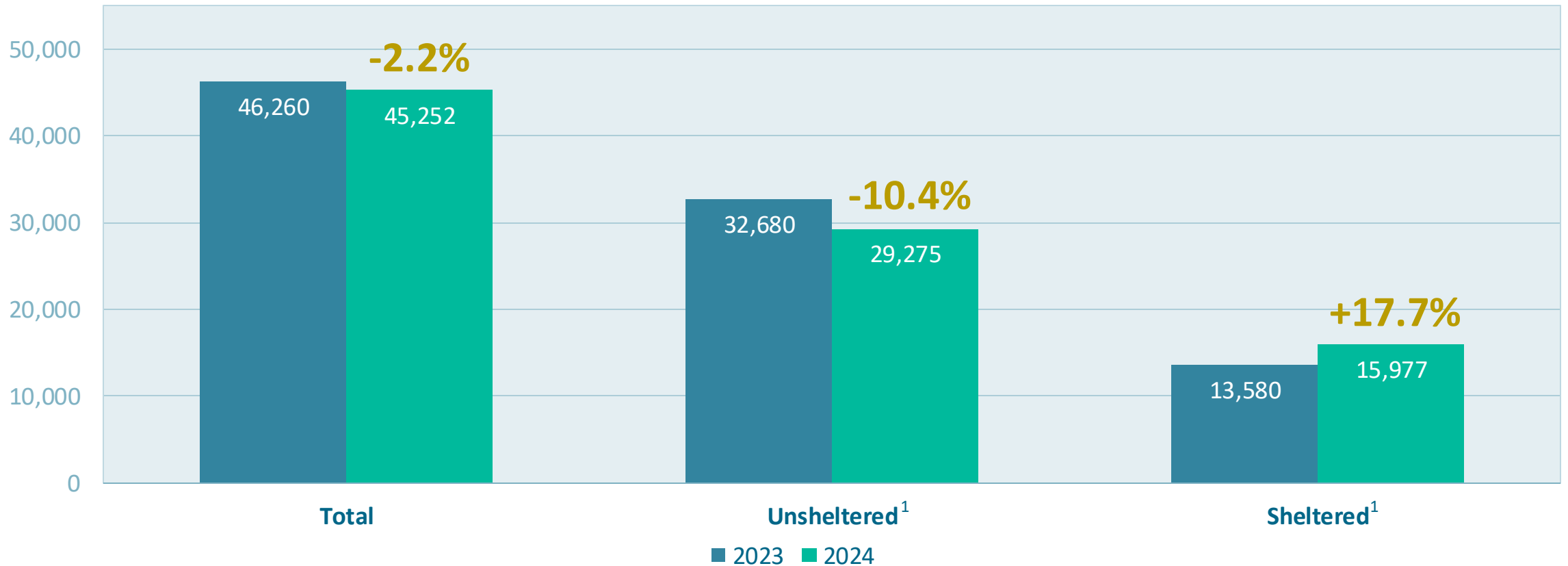
Across the County*, unsheltered homelessness dropped by 5.1%, while the number of people in shelter rose by 12.7%.



*Including data from Glendale CoC, Pasadena Coc, and Long Beach CoC.

¹ Unsheltered numbers are an estimate, while Sheltered numbers have been counted.

In the City of LA, unsheltered homelessness dropped by 10.4%, while the number of people in shelter rose by 17.7%.



¹ Unsheltered numbers are an estimate, while Sheltered numbers have been counted.

Service Planning Areas (SPAs) Estimates

SPA	2023			2024			Unsheltered Change	Sheltered Change	Total Change
	Unsheltered People	Sheltered People	Total People	Unsheltered People	Sheltered People	Total People			
SPA 1 Antelope Valley	3,833	853	4,686	5,538	1,134	6,672	1,705	281	1,986
SPA 2 San Fernando Valley	8,064	2,379	10,443	6,997	3,704	10,701	-1,067	1,325	258
SPA 3 San Gabriel Valley	3,458	1,551	5,009	3,630	1,213	4,843	172	-338	-166
SPA 4 Metro	12,846	5,685	18,531	12,185	6,204	18,389	-661	519	-142
SPA 5 West	5,235	1,434	6,669	4,143	1,240	5,383	-1,092	-194	-1,286
SPA 6 South	8,431	4,564	12,995	8,682	5,204	13,886	251	640	891
SPA 7 East	5,070	1,441	6,511	4,342	1,557	5,899	-728	116	-612
SPA 8 South Bay	5,370	1,106	6,476	3,992	1,436	5,428	-1,378	330	-1,048

SPA 1
Antelope Valley

SPA 3
San Gabriel Valley

SPA 7
East

¹ SPA 2 excludes data from Glendale CoC

² SPA 3 excludes data from Pasadena CoCs

³ SPA 8 excludes data from Long Beach CoC

The effects of the encampment resolutions led to a decrease in makeshift shelters.

Dwelling Types	2023	2024	% Change
Cars	3,918	3,709	-5.33%
Vans	3,364	2,986	-11.24%
RVs	6,814	6,854	0.59%
Tents	4,293	4,232	-1.42%
Makeshift shelters	5,049	3,507	-30.54%
Total	23,438	21,288	-9.17%





This year's homeless count numbers suggest that our unprecedented coordinated emergency response is making a difference.

LAHSA's Key Performance Indicators show people are moving through our rehousing system faster.

From 2022-2023, year over year, LA County increased street to interim housing placements through outreach by almost 50%.

Additionally, in the same timeframe, the number of people moving from interim housing to permanent housing increased by 25%.



From Street to IH

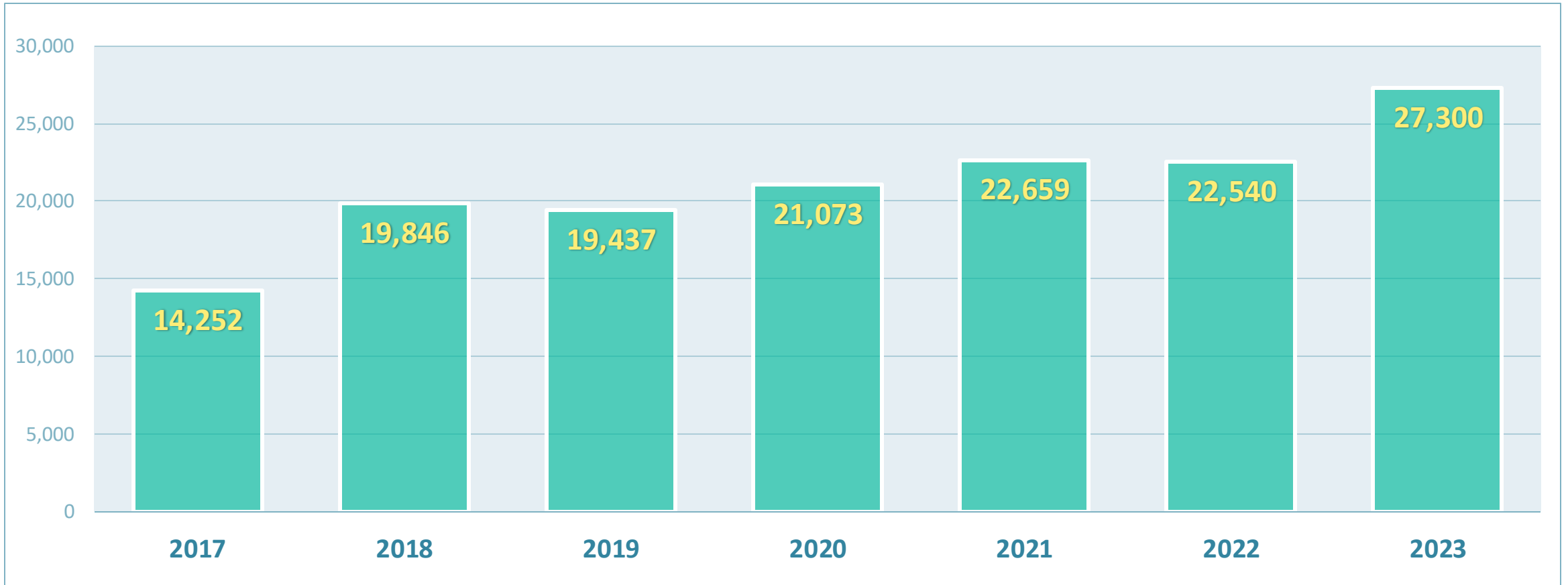
+47%



From IH to PH

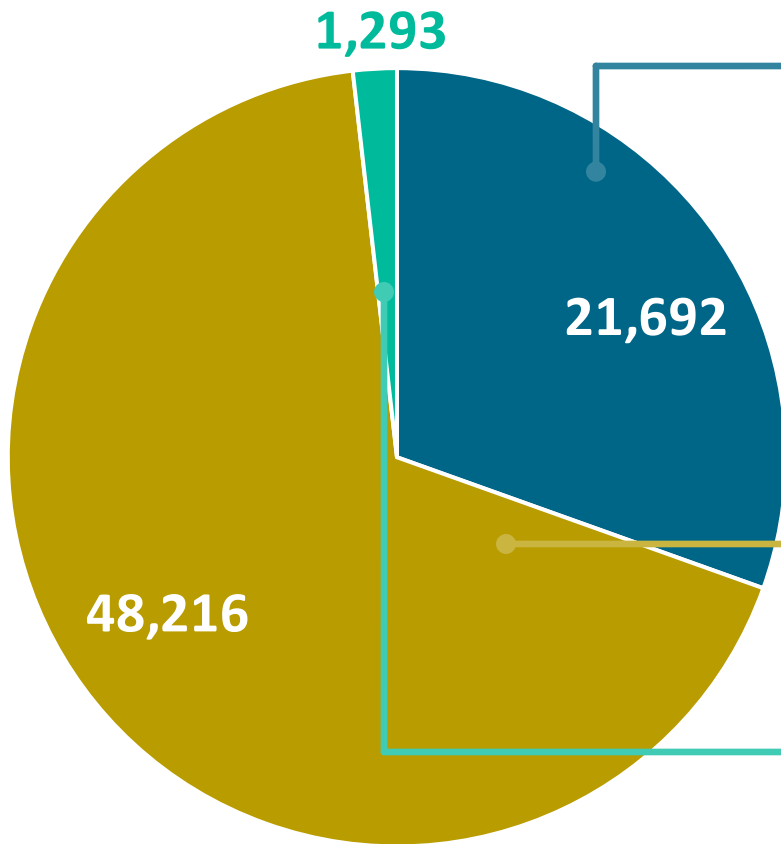
+25%

In 2023, the rehousing system recorded an all-time high number of permanent housing placements.*



*Note: Data provided courtesy of County Information Office. It is possible for one person to have multiple permanent housing placements in a year.

The LA CoC* PIT Count methodology has 3 components



Overall Estimate: 71,201 (+/- 1,592)

Sheltered adults & youth (30.5%):

- Shelter count
- Administrative data (HMIS)

Unsheltered adults (67.7%):

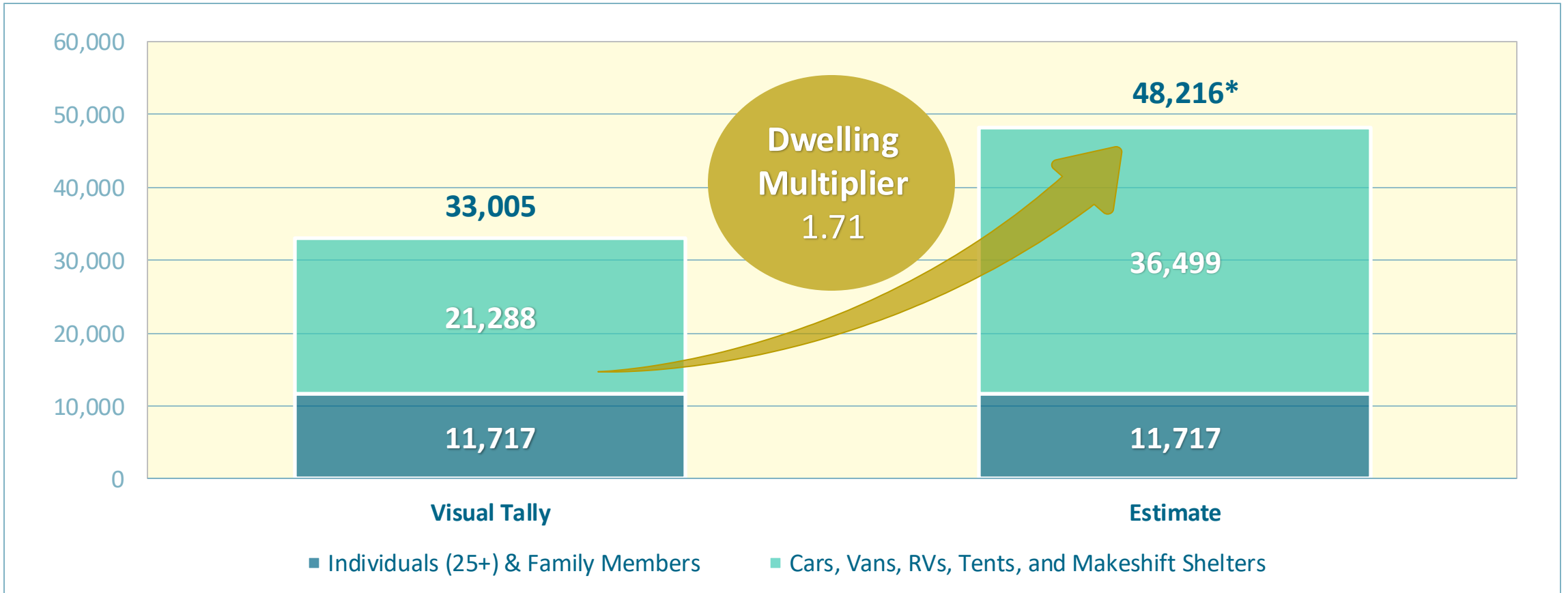
- Street count (visual tally)
- Demographic surveys

Unsheltered youth (1.8%):

- Survey-based count

Survey data is used to determine how many people are living within each vehicle, tent and makeshift shelter

2024 Point-in-Time Count: Estimating People Based on Dwelling Counts



*The 95% confidence interval is 46,651 to 49,781.

The data continues to show that historic exclusionary racist policies still result in a disproportionate amount of black people experiencing homelessness.

Latinos remain the largest ethnic group experiencing homelessness.

Race / Ethnicity	Homeless Pop. single race category only	Homeless Pop. race category and Hispanic/Latino/a/e	Grand Total	Percent of Total
American Indian, Alaskan Native, or Indigenous	1,056	476	1,532	2.2%
Asian or Asian American	927	200	1,127	1.6%
Black, African American, or African	21,160	881	22,041	31%
Hispanic/Latino/a/e alone		23,103	23,103	<i>see below*</i>
Middle Eastern or North African	95	5	100	0.1%
Native Hawaiian/Other Pacific Islander	288	81	369	0.5%
White	14,905	5,762	20,667	29.0%
Multiple Races	1,889	373	2,262	3.2%
Total	40,320	30,881	71,201	
Hispanic/Latino/a/e alone plus Hispanic/Latino/a/e and any other category	<i>n/a</i>	30,881	<i>n/a</i>	43%*

*Respondents can select Hispanic/Latino/a/e alone or in combination with another category, so the total adds up to more than 100%.



54%

54% of newly homeless unsheltered persons reported that economic hardship as a reason for falling into homelessness.*

Percent of newly homeless population
(First Time (<=1 yr.)

Economic hardship	54%
Weakened social network	38%
Disabling health condition	17%
System discharge	14%
Violence	4%
Other	10%

*Respondents can report more than one reason for homelessness, so the totals can add up to more than 100%. Also, data is self-reported.



What's different about this moment?

- Los Angeles has a coordinated path forward.
- LA area stakeholders , including providers, are coordinating.
- City and County of LA remain in a state of emergency.
- The State of California has financially supported encampment resolution efforts and enacted AB 977.
- The Biden/Harris Administration is supporting through ALL-Inside and HUD's focus on encampment resolution.

This level of alignment to address unsheltered homelessness is unprecedented.

