





Budget Summary



INTRODUCTION

The “Budget Summary” provides a ready reference and summary of the City’s annual budget.

This booklet includes information about City revenues and appropriations, state and federal assistance, and related fiscal matters.

Some information is included on the City’s proprietary departments—Airports, Harbor, and Water and Power. These departments are not part of the City’s regular operating budget since they generate their own revenues and are not supported by taxes.

ELECTED AND FISCAL MUNICIPAL OFFICERS

MAYOR*

ANTONIO R. VILLARAIGOSA

CITY COUNCIL*

DISTRICT	COUNCIL MEMBER
1st.....	ED P. REYES
2nd.....	PAUL KREKORIAN
3rd	DENNIS P. ZINE
4th.....	TOM LaBONGE
5th.....	PAUL KORETZ
6th.....	TONY CARDENAS
7th.....	RICHARD ALARCON
8th.....	BERNARD C. PARKS
9th.....	JAN PERRY
10th.....	HERB J. WESSON, JR. (Council President)
11th.....	BILL ROSENDAHL
12th.....	MITCHELL ENGLANDER
13th.....	ERIC GARCETTI
14th.....	JOSE HUIZAR
15th.....	JOE BUSCAINO

CITY ATTORNEY* - Carmen A. Trutanich

CONTROLLER* - Wendy Greuel

CITY ADMINISTRATIVE OFFICER – Miguel A. Santana

OFFICE OF FINANCE / TREASURER- Antoinette Christovale

CITY CLERK – June Lagmay

*ELECTED

FINANCIAL NARRATIVE

On April 20, 2012, the Mayor issued his Proposed Budget for Fiscal Year 2012-13. The Proposed Budget identified a gap of \$238 million, balanced through a combination of expenditure cuts and revenue measures. Included in the budget reductions were the elimination of 669 additional authorized positions.

The City Council has adopted the budget with minimal changes. One such change was to restore 220 of the 669 positions eliminated. However, funding was only provided for six months (\$8 million) for 209 of these positions. Eleven were restored with full funding. The City will be conducting a review of the duties of the 209 positions to determine whether these 209 positions or other positions should be eliminated by January 1, 2013. It should also be noted that two revenue sources projected in the budget involve unusual risks. The receipt of \$48.6 million in estimated property tax revenue from the dissolution of the City's redevelopment agency is subject to various determinations regarding the agency's prior obligations. An additional \$23.5 million in Medicare-related revenue from the federal government is subject to an appropriation by the federal government and establishment of a funding mechanism by the State.

Pursuant to the City Charter Section 291, the Office of the City Administrative Officer (CAO) will monitor the budget and transmit periodic Financial Status Reports to the Mayor and Council detailing the City's current financial condition and provide updates on the budget balancing measures adopted.

Table 1 summarizes the major actions the City took to address the budget gap.

Table 1 CLOSING THE FISCAL YEAR 2012-13 BUDGET GAP (\$ in millions)	
<u>Budget Solution</u>	<u>Amount</u>
Various One-Time Receipts	\$72.2
One-Time Efficiencies/Reductions	16.6
Ongoing Revenue Maximization	61.4
Fees and Fines	13.1
Ongoing Efficiencies/Reductions	51.8
Workforce Reduction	<u>23.2</u>
Total	<u>\$ 238.3</u>

Table 2 KEY DIFFERENCES BETWEEN 2012-13 AND 2011-12 ADOPTED BUDGETS				
	<u>2012-13</u>	<u>2011-12</u>	<u>\$ Difference</u>	<u>% Difference</u>
Total Adopted Budget	\$7.25 billion	\$6.87 billion	\$375 million	5.5%
General Fund Adopted Budget	\$4.55 billion	\$4.39 billion	\$165 million	3.8%
General Fund Estimate / Actual Revenues	\$4.55 billion	\$4.38 billion	\$172 million	3.9 %

Source: City of Los Angeles, Office of the City Administrative Officer

As illustrated in Table 2, the City's Fiscal Year 2012-13 Adopted Budget, which includes the General Fund and most special revenue funds, totals \$7.25 billion, a \$375 million (5.5%) increase from the Fiscal Year 2011-12 Adopted Budget of \$6.87 billion. General Fund revenues for Fiscal Year 2012-13 are estimated at \$4.55 billion, a net increase of \$165 million (3.8%) from the Fiscal Year 2011-12 General Fund Adopted Budget of \$4.39 billion, and a net increase of \$172 million (3.9%) from the Fiscal Year 2011-12 estimated actual General Fund revenues of \$4.38 billion.

CITY OF LOS ANGELES BUDGET SYSTEM

The City's budget system is the process of allocating resources to programs for public services. The following is an outline of the City's budget system.

Budget Formulation involves annually developing the Mayor's proposed budget for the ensuing fiscal year. The Mayor's proposed budget details City objectives, programs to achieve them, and funding levels.

Budget Adoption is the legislative process for reviewing and adopting the Mayor's proposed budget either as submitted or with Council modifications. Also approved through this process are the resolutions needed to implement the budget.

Budgetary Control concerns the accomplishment of the work program within budgeted funds and the receipt of estimated revenues.

Cost Control is the reduction of unnecessary costs and the attainment of increased efficiency.

BUDGET FORMULATION AND ADOPTION

The City's fiscal year runs from July 1st to June 30th. Early in the fiscal year, the Mayor releases a budget policy letter that defines City objectives for the next fiscal year. This letter guides City departments, bureaus, and other offices in preparing their annual budget requests, which are submitted in the fall.

By early March, the Mayor reviews the revenue projections prepared by the Controller and the Office of the City Administrative Officer (CAO). In hearings with CAO and general managers, the Mayor also reviews the various budget requests. The Mayor's proposed budget is then prepared and submitted to the Council. The City Charter requires that the proposed budget be delivered to the Council by April 20th of each year.

The five members of the Budget and Finance Committee examine the proposed budget in public hearings involving the department managers, CAO, and staff. The Committee then develops recommendations for Council consideration. The Charter requires Council by Majority vote to adopt or modify the proposed budget by June 1st.

Once the Council has acted, the Mayor has five working days to approve or veto any Council changes made to the proposed budget.

Once the Mayor has acted, the Council has five working days to sustain or override by two-thirds vote the Mayor's actions. The result of this process is the adopted budget for the next fiscal year.

BUDGET DOCUMENTS

The following budget documents and related materials are available for review at the City's public libraries. Documents are also available online in PDF format:

Proposed Budget:

<http://mayor.lacity.org/Issues/BalancedBudget/MayorsBudget2012/index.htm>

Adopted Budget:

<http://controller.lacity.org/adoptedbudget/index.htm>

PROPOSED BUDGET

Contains the Mayor's budget message and exhibits on revenue, appropriations, federal grants, and costs of operation of departments, bureaus, and other offices.

BLUE BOOK

(Detail of Department Programs)

Explains the recommended changes from current budget appropriations for all departments in a program format. Changes in workload indicators are also summarized. Provides a list of employment authorities and salaries of each department, office or bureau.

REVENUE OUTLOOK

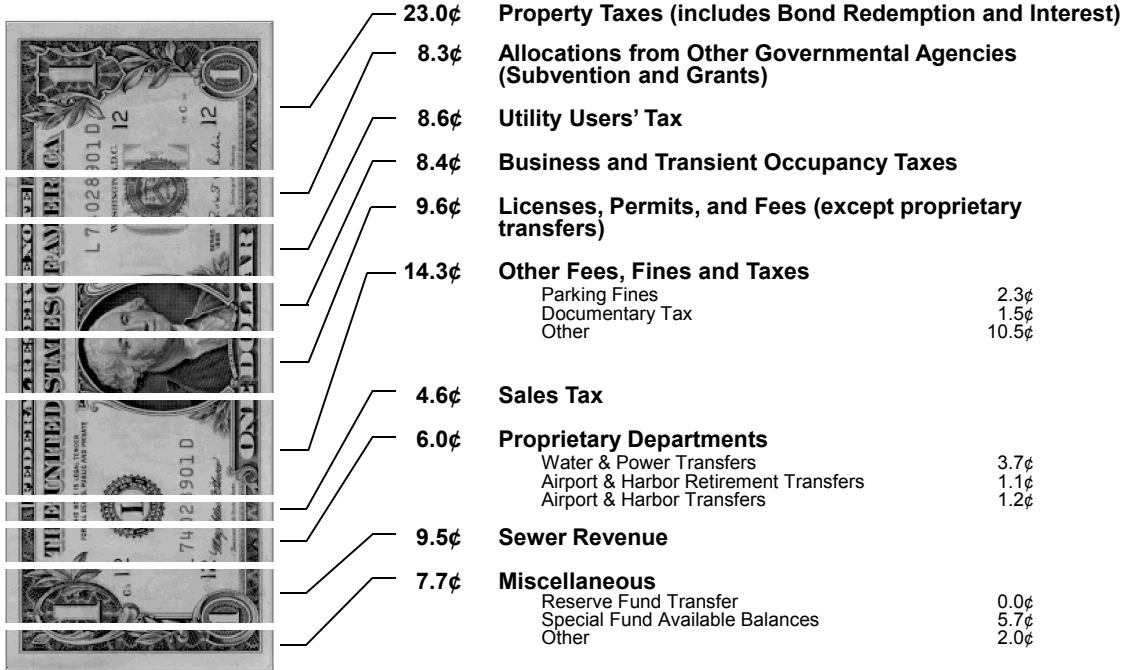
Provides an overview of revenue anticipated, including an explanation of assumptions, changes between the prior year and program year, and a five-year General Fund revenue forecast.

ADOPTED BUDGET

Reflects all Mayor and Council decisions.

The 2012-13 Budget Dollar

Where the Money Comes From



RECEIPTS SUMMARY

2012-13 ADOPTED BUDGET

	Total	% of Total
General Receipts:		
Property Tax	\$ 1,457,022,000	20.1%
Property Tax - Ex-CRA Increment.....	48,600,000	0.7%
Utility Users' Tax.....	622,605,000	8.6%
Licenses, Permits, Fees and Fines	769,917,363	10.6%
Business Tax.....	450,026,000	6.2%
Sales Tax.....	332,939,000	4.6%
Documentary Transfer Tax.....	107,520,000	1.5%
Power Revenue Transfer.....	249,100,000	3.4%
Transient Occupancy Tax.....	157,808,000	2.2%
Parking Fines	153,437,755	2.1%
Parking Users' Tax.....	91,728,000	1.3%
Franchise Income.....	47,402,000	0.7%
Grants Receipts.....	8,500,000	0.1%
Tobacco Settlement.....	8,700,000	0.1%
Residential Development Tax.....	2,100,000	0.0%
Special Parking Revenue Transfer.....	32,577,000	0.4%
Interest.....	10,510,000	0.1%
Total General Receipts.....	\$ 4,550,492,118	62.8%
Special Receipts:		
Property Tax - City Levy for Bond Redemption and Interest.....	\$ 164,475,921	2.3%
Sewer Construction and Maintenance Fund.....	692,749,362	9.6%
Proposition A Local Transit Assistance Fund.....	121,437,378	1.7%
Prop. C Anti-Gridlock Transit Improvement Fund.....	92,318,089	1.3%
Special Parking Revenue Fund.....	35,077,627	0.5%
L. A. Convention and Visitors Bureau Fund.....	12,139,000	0.2%
Solid Waste Resources Revenue Fund.....	293,788,665	4.1%
Fines--State Vehicle Code.....	11,000,000	0.2%
Special Gas Tax Street Improvement Fund.....	111,785,000	1.5%
Housing Department Affordable Housing Trust Fund.....	848,000	0.0%
Stormwater Pollution Abatement Fund.....	30,242,663	0.4%
Community Development Trust Fund.....	27,363,366	0.4%
HOME Investment Partnerships Program Fund.....	6,028,322	0.1%
Mobile Source Air Pollution Reduction Fund.....	4,713,740	0.1%
City Employees' Retirement Fund.....	77,618,048	1.1%
Community Services Administration Grant.....	2,259,224	0.0%
Park and Recreational Sites and Facilities Fund.....	1,200,000	0.0%
Convention Center Revenue Fund.....	27,201,620	0.4%
Local Public Safety Fund.....	35,500,000	0.5%
Neighborhood Empowerment Fund.....	5,950,166	0.1%
Street Lighting Maintenance Assessment Fund.....	61,614,138	0.9%
Telecommunications Development Account.....	18,339,000	0.3%
Older Americans Act Fund.....	2,623,207	0.0%
Workforce Investment Act.....	19,286,955	0.3%
Rent Stabilization Trust Fund.....	14,400,000	0.2%
Arts and Cultural Facilities and Services Fund.....	12,267,264	0.2%
Arts Development Fee Trust Fund.....	990,000	0.0%
City Employees Ridesharing Fund.....	3,347,339	0.0%
Allocations from Other Sources.....	64,570,260	0.9%
City Ethics Commission Fund.....	1,848,864	0.0%
Staples Arena Special Fund.....	4,035,000	0.1%
Citywide Recycling Fund.....	21,772,595	0.3%
Special Police Comm./911 System Tax Fund.....	2,272,272	0.0%
Local Transportation Fund.....	2,723,776	0.0%
Planning Case Processing Revenue Fund.....	15,400,000	0.2%
Disaster Assistance Trust Fund.....	21,475,000	0.3%
Landfill Maintenance Special Fund.....	5,240,480	0.1%
Household Hazardous Waste Special Fund.....	3,226,800	0.0%
Building and Safety Enterprise Fund.....	108,816,521	1.5%
Housing Opportunities for Persons with AIDS.....	459,158	0.0%

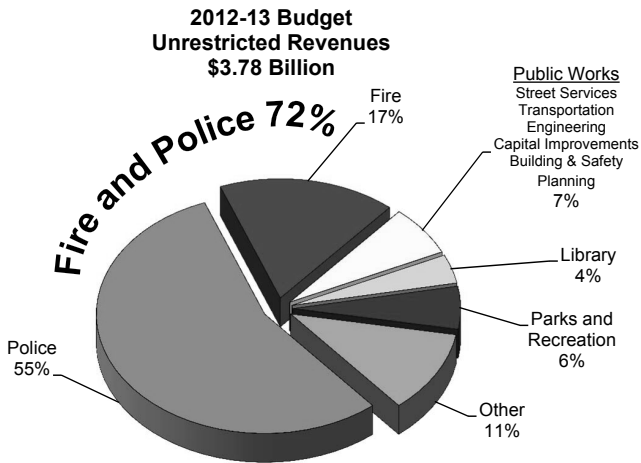
RECEIPTS SUMMARY
2012-13 ADOPTED BUDGET

	Total	% of Total
Code Enforcement Trust Fund.....	41,550,000	0.6%
El Pueblo Revenue Fund.....	4,831,960	0.1%
Zoo Enterprise Fund.....	15,845,101	0.2%
Supplemental Law Enforcement Services	1,500,000	0.0%
Street Damage Restoration Fee Fund.....	5,336,000	0.1%
Municipal Housing Finance Fund.....	1,276,500	0.0%
Measure R Traffic Relief and Rail Expansion Fund.....	66,189,842	0.9%
Central Recycling and Transfer Fund.....	2,931,476	0.0%
Multi-Family Bulky Item Fund.....	6,521,339	0.1%
Total Special Receipts.....	\$ 2,284,842,038	31.5%
Available Balances:		
Sewer Construction and Maintenance Fund.....	\$ 63,658,032	0.9%
Proposition A Local Transit Assistance Fund.....	71,546,655	1.0%
Prop. C Anti-Gridlock Transit Improvement Fund.....	13,368,497	0.2%
Special Parking Revenue Fund.....	15,055,074	0.2%
L.A. Convention and Visitors Bureau Fund.....	2,993,359	0.0%
Solid Waste Resources Revenue Fund.....	80,545,163	1.1%
Forfeited Assets Trust Fund.....	10,597,113	0.1%
Traffic Safety Fund.....	25	0.0%
Special Gas Tax Fund.....	1,252,650	0.0%
Housing Department Affordable Housing Trust Fund.....	495,799	0.0%
Stormwater Pollution Abatement Fund.....	2,241,551	0.0%
Mobile Source Air Pollution Reduction Fund.....	760,299	0.0%
Convention Center Revenue Fund.....	1,141,900	0.0%
Local Public Safety Fund.....	1,660,463	0.0%
Neighborhood Empowerment Fund.....	758	0.0%
Street Lighting Maintenance Asmt. Fund.....	7,444,747	0.1%
Telecommunications Development Account.....	22,232,289	0.3%
Rent Stabilization Trust Fund.....	7,016,933	0.1%
Arts and Cultural Facilities and Services Fund.....	1,303	0.0%
Arts Development Fee Trust Fund.....	224,955	0.0%
City Ethics Commission Fund.....	593,520	0.0%
Staples Arena Special Fund.....	977,997	0.0%
Citywide Recycling Fund.....	30,543,759	0.4%
Special Police Comm./911 System Tax Fund.....	992,890	0.0%
Local Transportation Fund.....	3,910,160	0.1%
Planning Case Processing Revenue Fund.....	4,529,479	0.1%
Disaster Assistance Trust Fund.....	7,024,447	0.1%
Landfill Maintenance Trust Fund.....	2,300,038	0.0%
Household Hazardous Waste Special Fund.....	2,951,716	0.0%
Building and Safety Enterprise Fund.....	24,253,094	0.3%
HOPWA.....	-	0.0%
Code Enforcement Trust Fund.....	22,428,994	0.3%
El Pueblo Revenue Fund.....	1,238	0.0%
Zoo Enterprise Trust Fund.....	1,716,430	0.0%
Street Damage Restoration Fee Fund.....	1,285,371	0.0%
Municipal Housing Finance Fund.....	1,362,306	0.0%
Measure R Traffic Relief and Rail Expansion Fund.....	1,836,473	0.0%
Central Recycling and Transfer Fund.....	1,184,936	0.0%
Multi-Family Bulky Item Fund.....	652,082	0.0%
Total Available Balances.....	\$ 410,782,495	5.7%
Total Receipts.....	\$ 7,246,116,651	100.0%

UNRESTRICTED REVENUES COMPARISON

(\$ MILLIONS)

	2010-2011	2011-12	2012-13
I. TOTAL GENERAL CITY BUDGET	\$ 6,749.2	\$ 6,871.6	\$ 7,246.1
II. RESTRICTED REVENUES (Sewer revenues, gas tax, grants, and fees for special services)	<u>3,081.3</u>	<u>3,217.2</u>	<u>3,463.7</u>
III. UNRESTRICTED REVENUES	<u>\$ 3,667.9</u>	<u>\$ 3,654.4</u>	<u>\$ 3,782.4</u>
IV. CHANGE IN UNRESTRICTED REVENUES FROM PRIOR YEAR		<u>\$ (13.5)</u>	<u>\$ 128.0</u>



Unrestricted Revenues are 54.8% of the City Budget

Restricted revenues (45.2%) include Grants (except Police Dept, Sewer, Solid Waste, and Tax Receipts

Public Works includes: Street services, Transportation, Engineering, Capital Improvements, Building and Safety, and Planning

The Budget Dollar 2012-13 Adopted Budget

How the Money Is Used



44.6¢	Community Safety	
	Crime Control	28.9¢
	Fire Control	9.0¢
	Public Assistance	3.0¢
	Other	3.7¢
26.7¢	Home & Community Environment	
	Sewage Collection, Treatment and Disposal	12.5¢
	Solid Waste Collection and Disposal	7.2¢
	Planning and Building Enforcement	2.6¢
	Blight Identification and Elimination	1.7¢
	Aesthetic and Clean Streets and Parkways	0.8¢
	Other	1.9¢
12.8¢	Transportation	
	Traffic Control	8.3¢
	Street and Highway Transportation	4.0¢
	Other	0.5¢
6.4¢	Cultural, Educational and Recreational Services	
	Recreational Opportunities	3.6¢
	Educational Opportunities	2.3¢
	Arts and Cultural Opportunities	0.5¢
2.3¢	Human Resources, Economic Assistance and Development	
7.2¢	General Administration and Support	
	Administrative, Legal and Personnel Services	1.3¢
	Financial Operations and Special Revenue	1.3¢
	Legislative	0.9¢
	Executive	0.5¢
	Public Buildings and Facilities	0.4¢
	Other	2.8¢

**SUMMARY OF APPROPRIATIONS
2012-13 ADOPTED BUDGET**

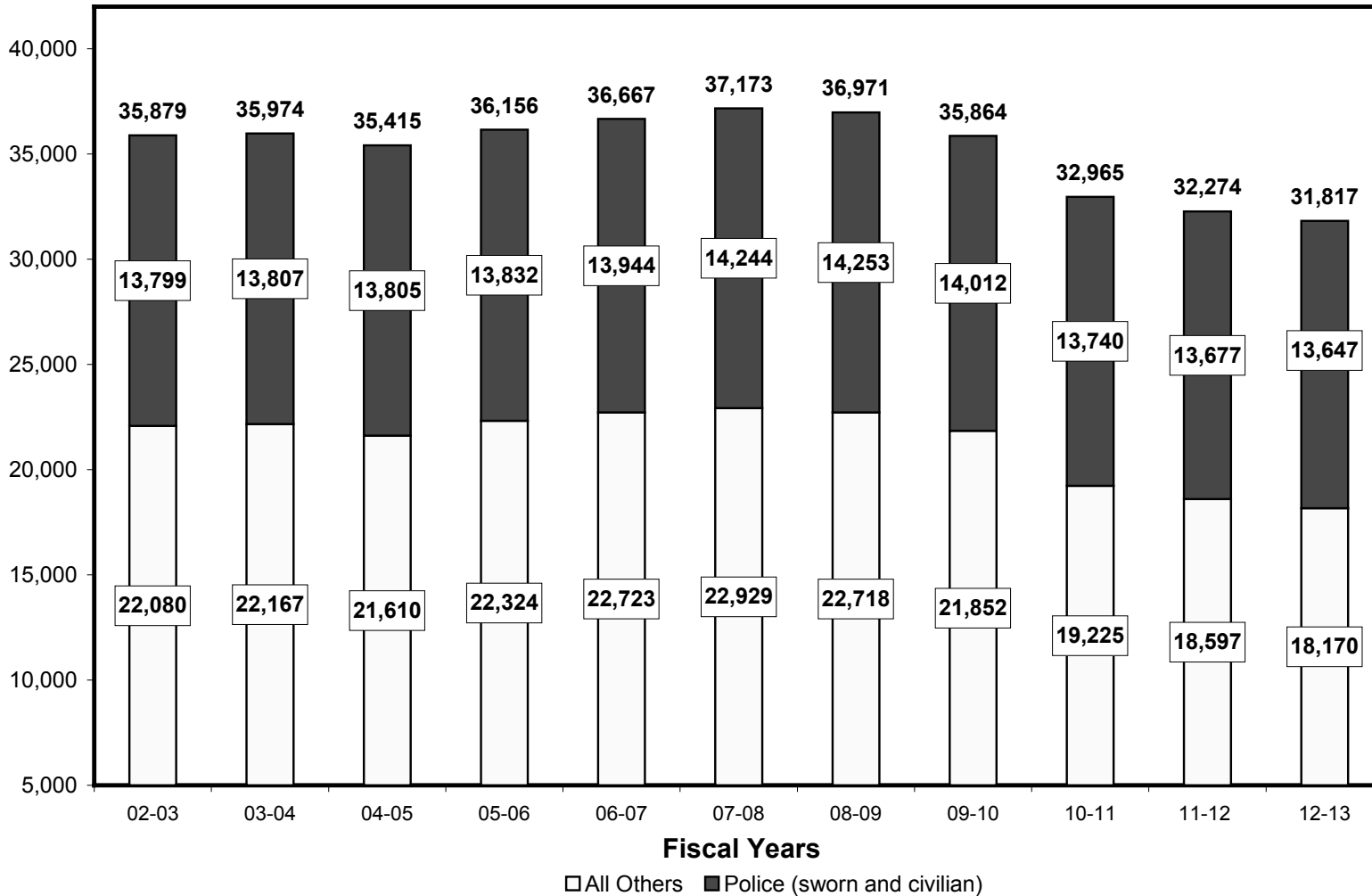
	Total	% of Total
Aging.....	4,002,785.00	0.06%
Animal Services.....	20,170,629.00	0.28%
Building And Safety.....	71,746,337.00	0.99%
City Administrative Officer.....	13,330,777.00	0.18%
City Attorney.....	98,524,651.00	1.36%
City Clerk.....	25,536,188.00	0.35%
Community Development.....	26,139,063.00	0.36%
Controller.....	16,368,927.00	0.23%
Convention Center.....	22,960,543.00	0.32%
Council.....	17,980,543.00	0.25%
Cultural Affairs.....	8,065,060.00	0.11%
Department on Disability.....	2,023,116.00	0.03%
El Pueblo de Los Angeles.....	1,696,571.00	0.02%
Emergency Preparedness.....	1,789,893.00	0.02%
Employee Relations Board.....	400,284.00	0.01%
Ethics Commission.....	2,269,501.00	0.03%
Finance.....	36,376,470.00	0.50%
Fire.....	513,444,773.00	7.09%
General Services.....	215,222,756.00	2.97%
Housing Department.....	50,477,474.00	0.70%
Information Technology Agency.....	81,475,154.00	1.12%
Mayor.....	6,151,401.00	0.08%
Neighborhood Empowerment.....	2,295,924.00	0.03%
Personnel.....	50,054,862.00	0.69%
Planning.....	29,050,383.00	0.40%
Police.....	1,256,645,232.00	17.34%
Board Of Public Works.....	13,331,856.00	0.18%
Bureau of Contract Administration.....	29,850,334.00	0.41%
Bureau of Engineering.....	71,800,423.00	0.99%
Bureau of Sanitation.....	221,247,494.00	3.05%
Bureau of Street Lighting.....	25,018,468.00	0.35%
Bureau of Street Services.....	166,839,759.00	2.30%
Transportation.....	131,153,760.00	1.81%
Zoo.....	17,561,531.00	0.24%
Total-Budgetary Departments.....	3,251,002,922	44.87%
Appropriations to Library Fund.....	102,307,213.00	1.41%
Appropriations to Recreation and Parks Fund.....	143,606,363.00	1.98%
Appropriations to City Employees' Retirement Fund.....	77,618,048.00	1.07%
Total-Appropriations.....	\$ 323,531,624	4.46%
Total-Departmental.....	\$ 3,574,534,546	49.33%
2012 Tax & Revenue Anticipation Notes.....	860,620,300.00	11.88%
Bond Redemption and Interest.....	164,475,921.00	2.27%
Capital Finance Administration Fund.....	211,053,095.00	2.91%
Capital Improvement Expenditure Program:		
Municipal Facilities.....	8,526,000.00	0.12%
Physical Plant.....	26,280,201.00	0.36%
Wastewater.....	139,300,000.00	1.92%
General City Purposes.....	94,753,670.00	1.31%
Human Resources Benefits.....	592,508,153.00	8.18%
Judgment Obligation Bonds Debt Service Fund.....	9,030,425.00	0.12%
Liability Claims.....	47,910,000.00	0.66%
Proposition A Local Transit Assistance Fund.....	185,720,487.00	2.56%
Proposition C Anti-Gridlock Transit Improvement Fund.....	26,311,952.00	0.36%
Special Parking Revenue Fund.....	47,514,510.00	0.66%
Unappropriated Balance.....	27,482,000.00	0.38%
Wastewater Special Purpose Fund.....	448,973,671.00	6.20%
Water and Electricity.....	36,478,000.00	0.50%
Other Special Purpose Funds.....	744,643,720.00	10.28%
Total-Non-Departmental.....	\$ 3,671,582,105	50.67%
Total.....	\$ 7,246,116,651	100.00%

Exhibit F

AUTHORIZED CITY STAFFING

Not including Proprietary Departments

Positions



Note: Beginning in 2006-07, all Commission positions are no longer included in departments' regular position authority total.
 The 2012-13 Adopted Budget included 1,645 resolution (temporary) authorities in addition to Authorized City Staffing counts.

CAPITAL IMPROVEMENT EXPENDITURE PROGRAM

The City annually prepares the capital improvement expenditure program designed to keep street, sewers, municipal buildings, and other facilities in a safe and efficient operating condition. Physical plant projects are infrastructure improvements such as streets, storm drains, and bikeways. Municipal Facilities projects are public facilities such as libraries, animal shelters, police and fire stations, and parks.

The City also has significant obligations for its sewer system due to mandates of federal and state clean water laws, requiring modifications to the Hyperion Treatment Plant, the three other wastewater treatment facilities and the extensive collection system to meet increasing regulations.

Additionally, improvements have begun on the City's Stormwater System to meet federal and state mandates regarding water quality in surface runoff. These costs are expected to grow substantially in future years to comply with mandated standards.

EXPENDITURE PROGRAM

	2012-13 Adopted Budget			2012-13 Adopted Budget
Physical Plant Projects		Wastewater Facilities		
Storm Drain.....	\$ 1,200,000	Collection System	\$	55,636,000
Street Widening, Reconstruction and Street Rehabilitation.....	8,501,265	Hyperion Treatment Plant.....		39,164,000
Street Lighting.....	7,220,000	Los Angeles-Glendale Water Reclam. Plant		4,401,000
Traffic Control	1,725,000	Pumping Plants.....		5,180,000
Projects to be Determined by Ordinance.....	6,633,936	System-wide Program Requirements		27,162,000
Contingencies -Gas Tax Construction Funds...	1,000,000	Terminal Island Treatment Plant.....		5,865,000
Subtotal	<u>\$ 26,280,201</u>	Donald C. Tillman Water Reclamation Plant ...		1,892,000
		Subtotal.....	\$	<u>139,300,000</u>
		TOTAL		<u>\$ 193,742,201</u>
		SOURCE OF FUNDS		
		General Fund	\$	6,862,000
		Stormwater Pollution Abatement		1,200,000
		Special Gas Tax Street Improvement Fund		4,016,100
		Special Parking Revenue Fund		--
		Sewer Construction and Maintenance Fund.....		139,300,000
		Street Lighting Maintenance Assessment Fund		2,500,000
		Park and Recreational Sites & Facilities Fund..		1,200,000
		Proposition C Anti-Gridlock Fund		--
		Local Transportation Fund		6,633,936
		Proposition 2 Police Bond.....		400,000
		Measure R Local Return Fund.....		11,430,265
		Solid Waste Resources Revenue Fund.....		10,236,000
		MICLA		9,00,000
		TOTAL	\$	<u>193,742,201</u>

*The CAO may approve transfers of any amount from the Contingencies-Gas Tax Construction Account to any project previously approved by the Mayor and Council within the Special Gas Tax Street Improvement Fund.

Municipal Facilities

Arts and Cultural Opportunities.....	\$ 100,000
Building & Facilities.....	26,862,000
Recreational Opportunities	1,200,000
Subtotal	<u>\$ 28,162,000</u>

FEDERAL AND STATE GRANT FUNDING ESTIMATES BY SUBFUNCTION

I. Budgetary, Library and Recreation and Parks Departments will participate in grant programs for the 2012-13 period totaling \$632,511,941 of which \$34,435,040 will be the City share.

II. Proprietary Department grant programs for the 2012-13 period total \$146,704,038.

The grant-supported programs identified below are funded by federal, state and other local agencies. Estimates are based on information provided by reporting departments to the City Administrative Officer as of July 13, 2012 and are subject to modification. All grant programs in this Exhibit are subject to approval by Mayor and Council.

Subfunction	2010-11 Actual Receipts	2011-12 Estimated Receipts	2012-13 Estimated Receipts
Budgetary, Library and Recreation and Parks Departments			
Legal Prosecution	\$ 3,605,481	\$ 3,515,786	\$ 3,319,991
Crime Control	\$ 63,523,122	\$ 84,783,737	115,867,880
Local Emergency Planning Response	\$ 9,303,633	\$ 4,461,382	27,405,826
Wastewater Collection, Treatment & Disposal	\$ 4,251,426	\$ 5,023,928	7,544,026
Environmental Quality	\$ 4,404,810	\$ 2,737,298	7,709,151
Street & Highway Transportation	\$ 57,736,708	\$ 67,749,603	182,411,758
Mass Transit	\$ 3,196,508	\$ 45,617,568	558,000
Arts and Cultural Opportunities	\$ 200,000	\$ 220,000	295,280
Educational Opportunities	\$ 1,970,274	\$ 1,431,877	50,000
Capital	\$ 12,364,826	\$ 1,399,060	6,396,490
Economic Opportunities & Development	\$ 118,947,330	\$ 100,471,874	133,600,206
Employment Opportunities	\$ 40,364,461	\$ 50,234,200	68,960,551
Human Services	\$ 68,713,584	\$ 61,468,834	70,227,222
Administrative	\$ 11,931,601	\$ 10,587,998	8,165,560
Subtotal	\$ 400,513,764	\$ 439,703,145	\$ 632,511,941
Proprietary Departments			
Crime Control	\$ 11,505,189	\$ 36,274,405	\$ 43,961,108
Local Emergency Planning Response	\$ -	\$ -	\$ -
Environmental Quality	\$ 11,514,542	\$ 9,032,892	\$ 19,249,452
Air Transport	\$ 69,547,443	\$ 62,131,459	\$ 47,636,678
Street & Highway Transportation	\$ 780,909	\$ 16,504,148	\$ 35,856,800
Economic Opportunities & Development	\$ 143,719	\$ -	\$ -
Subtotal	\$ 93,491,802	\$ 123,942,904	\$ 146,704,038
Total City of Los Angeles	\$ 494,005,566	\$ 563,646,049	\$ 779,215,979

American Recovery and Reinvestment Act Funds

The American Recovery and Reinvestment Act of 2009 (ARRA) was signed into law by President Barack Obama on February 17, 2009. The Act has five major strategic objectives: 1) Preserve and create jobs and promote economic recovery; 2) Help those most affected by the recession; 3) Provide needed investments to improve economic efficiency through technology, science, and health care; 4) Invest in transportation, environmental protection, and infrastructure for long-term economic benefit; 5) Stabilize State and local governments' budgets with the intent to preserve essential services and mitigate the need for State and local tax increases.

Of the \$787 billion in total ARRA funding provided nationally, approximately \$135 billion was available to state and local governments including the City of Los Angeles in the form of competitive/discretionary or formula grants. In some instances, the City has received ARRA funds for the purpose of acting as the fiscal agent for other local governmental entities.

REVENUE	Awards*	Expended*
Grants	\$ 611,723,566	\$ 494,025,410
APPROPRIATIONS		
Aging.....	\$ 1,695,827	\$ 1,531,196
City Administrative Officer.....	123,646	96,492
City Attorney	800,000	800,000
Community Development	104,486,571	101,613,923
Community Redevelopment	665,000	502,005
Cultural Affairs.....	250,000	250,000
Enironmental Affairs.....	102,415	102,415
General Services	13,050,000	12,956,405
Harbor.....	25,018,950	24,429,813
Housing Authority.....	33,106,518	32,425,945
Housing Department.....	135,946,079	100,834,522
Information Technology Agency.....	7,496,157	7,389,480
Los Angeles World Airports.....	10,832,000	10,832,000
Mayor.....	32,153,864	21,977,321
Planning.....	280,000	80,000
Police.....	18,011,550	14,529,611
Public Works:		
Engineering.....	8,400,373	5,588,169
Sanitation.....	8,256,499	8,176,763
Street Lighting.....	2,455,954	2,455,954
Street Services	57,089,201	54,287,547
Transportation.....	39,778,379	33,336,565
Water and Power.....	111,617,715	59,829,284
Total Appropriations.....	\$ 611,616,698	\$ 494,025,410

* Revised June 30, 2012

**LACERS
(Civilian Employees)**

**Adopted Budget
2012-13**

RECEIPTS

City Contributions	\$ 419,806,102
Member Contributions	198,800,000
Family Death Benefit Plan Member Premiums	169,000
Earnings on Investments	225,735,000
Total Receipts	<u>\$ 844,510,102</u>

EXPENDITURES

Retirement Allowances	\$ 726,650,000
Family Death Benefit Plan Allowances	1,616,000
Retired Medical & Dental Subsidy	94,830,000
Retired Medicare Part B Reimbursements	8,400,000
Refund of Member Contributions	9,460,000
Refund of Deceased Retired Accumulated Contributions	2,128,000
Administrative Expense	22,229,610
Investment Management Expense	52,374,048
Return to Reserves	<u>(73,177,556)</u>
Total Expenditures	<u>\$ 844,510,102</u>

No. of ACTIVE MEMBERS	25,449
No. of RETIRED MEMBERS	17,197

**PENSIONS
(Police Officers, Firefighters, and Paramedics)**

**Adopted Budget
2012-13**

RECEIPTS

City Contributions - General Fund	\$ 505,082,619
- Excess Benefit Plan	1,003,643
Harbor Revenue Fund	3,498,111
Member Contributions	122,304,809
Earnings on Investments	280,000,000
Miscellaneous	<u>1,000,000</u>
Total Receipts	<u>\$ 912,889,182</u>

EXPENDITURES

Service Pensions	\$ 532,500,000
Service Pensions DROP payout	109,390,000
Disability Pensions	120,000,000
Surviving Spouses' Pensions	109,000,000
Minors'/Dependents' Pensions	1,800,000
Refund of Contributions	4,000,000
Health Insurance Subsidy	88,000,000
Dental Insurance	3,900,000
Medicare	9,200,000
Health Insurance Reimbursement	1,300,000
Investment Management Expense	97,187,120
Administrative Expense	<u>16,854,653</u>
Total Expenditures	\$1,093,131,773
Increase in Fund Balance	<u>\$ (180,242,591)</u>
Total Disbursements	<u>\$ 912,889,182</u>

No. of ACTIVE MEMBERS	13,197
No. of RETIRED MEMBERS	8,627

DEPARTMENT OF AIRPORTS

The Airports Department, under the Board of Airport Commissioners, is responsible for the management, supervision, and control of all airports and airport facilities under the jurisdiction of the City of Los Angeles. It plans, constructs, and maintains its own buildings, and controls its own funds in accordance with the Los Angeles City Charter.

BUDGET FISCAL YEAR 2012-13

Receipts:	
Balance Available	\$ 2,783,123,000
Operating Revenue, Less Customer Facilities Charge	947,884,000
Other Receipts	<u>609,956,000</u>
Total Receipts	<u>\$ 4,340,963,000</u>
Appropriations:	
Maintenance and Operations Expense	\$ 710,538,000
Non-Operating Expense	967,363,000
Bond Redemption and Interest	436,311,000
Airport Reserves	<u>2,226,751,000</u>
Total Appropriations	<u>\$ 4,340,963,000</u>

HARBOR DEPARTMENT

This department, under the Board of Harbor Commissioners, is responsible for the management, supervision, and control of the harbor district, operates the Port of Los Angeles, operates a pilotage service, and engages in the leasing of land and the production of oil in the district. It constructs and maintains its own facilities and controls its own funds in accordance with the City Charter.

BUDGET FISCAL YEAR 2012-2013

Receipts:	
Restricted Funds	\$ 161,429,666
Unrestricted Funds Available	363,171,888
Receipts	429,030,274
Clean Truck Program	<u>500,004</u>
Total Receipts	<u>\$ 954,131,832</u>
Appropriations:	
Operating Budget	\$ 241,657,172
Capital Budget	340,675,107
Balance Sheet Transactions	1,252,782
Future Commitments	32,016,231
New Debt Issuance	(70,000,000)
Restricted Cash/Unappropriated	408,530,540
Total Appropriations	<u>\$ 954,121,832</u>

DEPARTMENT OF WATER AND POWER

BUDGET FISCAL YEAR 2012-13

	<u>Water Revenue</u>	<u>Power Revenue</u>	<u>Retirement, Disability, and Death Benefit Plan</u>
Receipts:			
Adjusted Balance, July 1	\$ 282,900,000	\$ 50,900,000	
Sales of Water or Electricity	940,000,000	3,148,900,000	
Revenue Bonds	322,000,000	1,071,900,000	
Intradepartmental Receipts	254,575,600	257,987,100	
Other	64,053,413	204,658,300	\$ 1,237,967,206
Total	<u>\$ 1,863,529,013</u>	<u>\$ 4,734,345,400</u>	<u>\$ 1,237,967,206</u>
Appropriations:			
Salaries	\$ 326,320,500	\$ 697,342,800	
Materials, Supplies, Equipment	119,190,200	297,014,900	
Bond Redemption and Interest	191,000,000	421,300,000	
Intradepartmental Expenses	249,793,000	252,564,700	
Purchased Water or Fuel and Purchased Energy	196,000,000	1,300,900,000	
Other	603,137,767	1,504,734,226	\$ 1,237,967,206
Subtotal	\$ 1,685,441,467	\$ 4,473,856,626	
Unappropriated Balance and Accrual Adjustments	178,087,546	260,488,774	
Total	<u>\$ 1,863,529,013</u>	<u>\$ 4,734,345,400</u>	<u>\$ 1,237,967,206</u>