



Supplemental to the 2012-2013 Proposed Budget

Detail of Department Programs Vol. II

As Presented by Mayor Antonio R. Villaraigosa





Detail of Department Programs

Supplement to the 2012-13 Proposed Budget

Volume II

2012-13



Prepared by the City Administrative Officer - April 2012

TABLE OF CONTENTS

VOLUME I

INTRODUCTION

Page

Foreword	
The Blue Book	
Summary of Changes in Appropriations	

SECTION 1

DEPARTMENTAL BUDGET SUMMARY REGULAR DEPARTMENTAL PROGRAM COSTS DETAIL OF POSITIONS AND SALARIES

Aging.....	1
Animal Services.....	13
Building and Safety.....	29
City Administrative Officer.....	49
City Attorney.....	65
City Clerk.....	87
Community Development.....	103
Controller.....	123
Convention Center.....	137
Council.....	155
Cultural Affairs.....	163
Disability.....	177
El Pueblo Department.....	189
Emergency Management.....	199
Employee Relations Board.....	207
Ethics Commission.....	215
Finance.....	223
Fire.....	237
General Services.....	265
Housing.....	301
Information Technology Agency.....	327
Mayor.....	353
Neighborhood Empowerment.....	361
Personnel.....	375
Planning.....	399

VOLUME II

SECTION 1 - CONTINUED

Police.....	417
Public Works	
Board Office.....	445
Contract Administration.....	459
Engineering.....	475
Sanitation.....	501
Street Lighting.....	533
Street Services.....	549
Transportation.....	575
Zoo.....	605

SECTION 2 - OTHER PROGRAM COSTS**Page**

Library Department.....	627
Recreation and Parks Department	641
City Employees' Retirement Fund.....	673
Fire and Police Pension Fund	675

NONDEPARTMENTAL

Appropriation to Convention Center Revenue Fund.....	677
Business Improvement District Trust Fund.....	679
Capital Finance Administration Fund.....	681
Capital Improvement Expenditure Program	
Summary	699
Municipal Facilities	703
Physical Plant	717
Clean Water System Improvement Program.....	721
City Ethics Commission Public Campaign Matching Fund.....	727
Emergency Operations Fund	729
General City Purposes.....	731
Human Resources Benefits	747
Judgment Obligation Bonds Debt Service Fund	749
L.A. INC.....	751
Liability Claims	759
Measure R.....	761
Neighborhood Empowerment Fund	765
Proposition A Local Transit Assistance Fund	767
Proposition C Transit Improvement Fund	773
Solid Waste Resources Revenue Fund	779
Special Parking Revenue Fund	783
Special Police Communications/9-1-1 System Tax Fund.....	787
Stormwater Pollution Abatement Fund	789
Street Lighting Maintenance Assessment Fund	795
Telecommunications Fund, Liquidated Damages and Lost Franchise Fees.....	797
Unappropriated Balance	799
Water and Electricity	801
2012 Tax and Revenue Anticipation Notes, Debt Service Fund	803

SECTION 3 – OTHER SUPPLEMENTAL SCHEDULES

Pavement Preservation Plan	805
Alterations and Improvement Projects	809



2
0
1
2
-
1
3

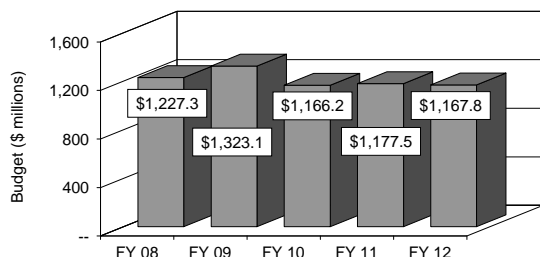
**Regular Departmental Program Costs
Detail of Positions and Salaries**

POLICE

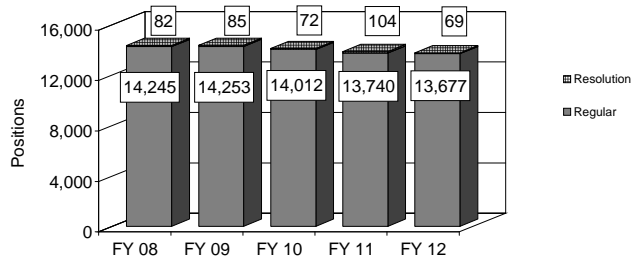
2012-13 Proposed Budget

FIVE YEAR HISTORY OF BUDGET AND POSITION AUTHORITIES

FIVE YEAR BUDGET HISTORY



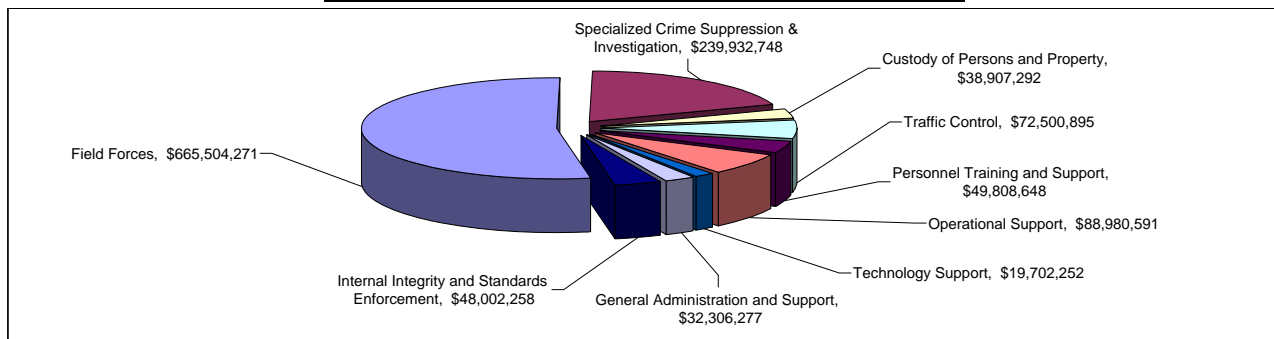
FIVE YEAR POSITION AUTHORITY HISTORY



SUMMARY OF FY 2012-13 PROPOSED BUDGET CHANGES

	Total Budget			General Fund			Special Fund		
		Regular	Resolution		Regular	Resolution		Regular	Resolution
FY 11-12 Adopted	\$ 1,167,771,840	13,677	69	\$ 1,135,507,840 97%	13,677	19	\$ 32,264,000 3%	0	50
FY 12-13 Proposed	\$ 1,255,645,232	13,647	70	\$ 1,220,043,234 97%	13,647	70	\$ 35,601,998 3%	0	0
Change from Prior Year	\$ 87,873,392	(30)	1	\$ 84,535,394	(30)	51	\$ 3,337,998	0	(50)

2012-13 FUNDING DISTRIBUTION BY PROGRAM



MAIN BUDGET ITEMS

	Funding	Positions
◆ Sworn Attrition	\$ (15,543,000)	0
◆ Sworn Hiring Plan	\$ 7,554,548	0
◆ Deletion of Filled Positions	\$ (9,358,320)	(159)
◆ ARRA COPS	\$ 3,000,000	50
◆ Scientific Investigation Division Expenses	\$ 500,000	0
◆ Public Safety Consolidation Hiring Efficiencies	\$ (1,561,948)	0
◆ Public Safety Consolidation	\$ 21,045,019	129
◆ Photo Red Light Program	\$ (2,760,000)	0
◆ Replacement Vehicles	\$ -	0
◆ Digital In-Car Video System	\$ 394,750	0

Recapitulation of Changes

	Adopted Budget 2011-12	Total Budget Changes	Budget Appropriation 2012-13
EXPENDITURES AND APPROPRIATIONS			
Salaries			
Salaries General	184,814,400	29,046,852	213,861,252
Salaries Sworn	906,896,000	58,474,206	965,370,206
Salaries As-Needed	225,000	1,620,684	1,845,684
Overtime General	4,719,000	2,707,165	7,426,165
Overtime Sworn	16,400,000	-	16,400,000
Accumulated Overtime	3,500,000	-	3,500,000
Total Salaries	1,116,554,400	91,848,907	1,208,403,307
Expense			
Printing and Binding	1,049,000	(12,849)	1,036,151
Travel	607,000	750	607,750
Firearms Ammunition Other Device	2,218,000	108,026	2,326,026
Contractual Services	21,324,000	(997,537)	20,326,463
Field Equipment Expense	6,511,000	578,557	7,089,557
Institutional Supplies	1,177,000	-	1,177,000
Traffic and Signal	101,000	-	101,000
Transportation	110,000	62	110,062
Secret Service	558,000	-	558,000
Uniforms	2,459,000	50,527	2,509,527
Reserve Officer Expense	301,000	-	301,000
Office and Administrative	7,915,000	394,529	8,309,529
Operating Supplies	2,569,000	169,860	2,738,860
Total Expense	46,899,000	291,925	47,190,925
Equipment			
Furniture, Office and Technical Equipment	272,500	(221,500)	51,000
Total Equipment	272,500	(221,500)	51,000
Special			
Early Retirement Incentive Program Payout	4,045,940	(4,045,940)	-
Total Special	4,045,940	(4,045,940)	-
Total Police	1,167,771,840	87,873,392	1,255,645,232

Recapitulation of Changes

	Adopted Budget 2011-12	Total Budget Changes	Budget Appropriation 2012-13
SOURCES OF FUNDS			
General Fund	1,135,507,840	84,535,394	1,220,043,234
Sewer Operation & Maintenance (Sch. 14)	-	1,499,955	1,499,955
Convention Center Revenue Fund (Sch. 16)	-	975,000	975,000
Local Public Safety Fund (Sch. 17)	29,164,000	1,996,463	31,160,463
ARRA COPS Hiring Recovery (Sch 29)	3,000,000	(3,000,000)	-
El Pueblo de L A Hist. Mon. Rev. Fund (Sch. 43)	-	466,580	466,580
Supplemental Law Enf Services Fund (Sch. 46)	100,000	1,400,000	1,500,000
VLF Gap Loan Financing Proceeds Fund (Sch 53)	-	-	-
Total Funds	1,167,771,840	87,873,392	1,255,645,232
Percentage Change			7.52%
Positions	13,677	(30)	13,647

Changes Applicable to Various Programs

The following changes involve two or more budgetary programs. These changes are explained below and apportioned as single entries in the affected programs. Single-program changes are shown only in the programs involved.

Program Changes	Direct Cost	Posi- tions	Total Cost
Changes in Salaries, Expense, Equipment and Special			
Obligatory Changes			
1 . 2011-12 Employee Compensation Adjustment Related costs consist of employee benefits. SG \$36,578 Related Costs: \$9,378	36,578	-	45,956
2 . 2012-13 Employee Compensation Adjustment Related costs consist of employee benefits. SG \$5,128,667; SW \$18,941,261 Related Costs: \$8,880,130	24,069,928	-	32,950,058
3 . Salary Step Plan and Turnover Effect Related costs consist of employee benefits. SG \$(7,483,659); SW \$3,380,230 Related Costs: \$(562,985)	(4,103,429)	-	(4,666,414)
4 . Change in Number of Working Days Reduce funding to reflect one less working day. Related costs consist of employee benefits. SG \$(804,370); SW \$(3,691,670) Related Costs: \$(1,680,874)	(4,496,040)	-	(6,176,914)
5 . Negotiated Unpaid Holidays Reduce funding in the Salaries General account to reflect unpaid holidays for civilian employees represented by certain bargaining units. SG \$(19,247)	(19,247)	-	(19,247)
6 . Full Funding for Partially Financed Positions This includes the restoration of work day reductions adopted as part of the Fiscal Year 2011-12 Budget. SG \$26,254,600; SW \$41,000,000	67,254,600	-	67,254,600
7 . Early Retirement Incentive Program Payout This item removes funding for the final Early Retirement Incentive Program (ERIP) payout, which was completed in 2011-12. SP \$(4,045,940)	(4,045,940)	-	(4,045,940)

Program Changes		Direct Cost	Posi- tions	Total Cost
Changes in Salaries, Expense, Equipment and Special				
Deletion of One-Time Services				
8 .	Deletion of Funding for Resolution Authorities Delete funding for 69 resolution authority positions. Resolution Authorities are reviewed annually and continued only if sufficient funding is available to maintain the current service level. Related costs consist of employee benefits. 69 positions are continued: Community Law Enforcement and Recovery (18 positions) ARRA COPS Hiring Grant (50 positions) Grant Administration (One position) SG \$(83,749); SW \$(3,000,000) Related Costs: \$(664,428)	(3,083,749)	-	(3,748,177)
9 .	Deletion of One-Time Expense Funding Delete one-time funding for 2011-12 expense items. EX \$(1,853,525)	(1,853,525)	-	(1,853,525)
10 .	Deletion of 2011-12 Equipment Delete one-time funding for 2011-12 equipment purchases. EQ \$(272,500)	(272,500)	-	(272,500)
Continuation of Services				
11 .	Sworn Attrition Reduce funding in the Salaries Sworn account to reflect the attrition of 320 sworn officers. Of this amount, 95 are employees required to leave City service due to their participation in the Deferred Retirement Option Program (DROP). Related costs consist of employee benefits. SW \$(15,543,000) Related Costs: \$(6,207,875)	(15,543,000)	-	(21,750,875)
12 .	Sworn Hiring Plan Add funding in the Salaries Sworn account to hire Police Officers to offset attrition. Expense items include firearms, uniforms and training materials. Related costs consist of employee benefits. SW \$5,704,308; EX \$1,850,240 Related Costs: \$2,278,301	7,554,548	-	9,832,849
13 .	Uniform Allowance Add funding to the Salaries Sworn account for Uniform Allowance. SW \$10,045,000	10,045,000	-	10,045,000
14 .	Liability Management Continue resolution authority for one Police Administrator II (PA II) originally authorized in 2011-12 (C.F. 11-0600-S136) and delete regular authority for one Security Officer. One Public Information Director II is also held vacant to offset the cost of the PA II. The PA II chairs the Department's Liability Management Committee and oversees the Risk Management Group. The position is responsible for Department's comprehensive risk management program which includes identifying and measuring risk exposure and developing and implementing methods for risk control and loss prevention.	-	(1)	-

Program Changes	Direct Cost	Posi- tions	Total Cost
Changes in Salaries, Expense, Equipment and Special			
Reduced Services			
15 . Deletion of Filled Positions	(9,358,320)	(159)	(13,442,808)
Delete funding and regular authority for 159 positions due to the City's fiscal constraints. The selection of filled positions for deletion was made in consultation with affected departments, taking into account service priorities and potential impacts, and only after funded vacant positions were identified for elimination. Every effort was made to avoid and/or minimize impacts to core services including public safety and revenue generation, and to comply with legal requirements. The elimination of funded vacant positions reduced the number of filled positions required for deletion, thereby reducing the number of potential layoffs. Related costs consist of employee benefits. SG \$(9,358,320) Related Costs: \$(4,084,488)			
Other Changes or Adjustments			
16 . Funding Source Adjustment	-	-	-
Increase funding from the Local Public Safety Fund (Schedule 17) by \$2 million. These funds are generated by a one-half cent sales tax and can only be used to support Police and Fire. Increase funding from the Supplemental Law Enforcement Services Fund (Schedule 46) by \$1.5 million. Revenue from this legislative grant program can only be used for direct support of front line municipal police services. These increases will reduce the General Fund appropriation to the Department by \$3.5 million.			
17 . Miscellaneous Changes in Expense	-	-	-
Shift funding in various expense accounts to more accurately reflect where expenditures are incurred. This action results in no net change to the overall amount provided for expenses.			
TOTAL CHANGES APPLICABLE TO VARIOUS PROGRAMS	<u>66,184,904</u>	<u>(160)</u>	

Field Forces

This program provides for the prevention, suppression, and investigation of crime through highly visible vehicular and foot patrol activities based in the Department's 21 Area Divisions.

Program Changes	Direct Cost	Posi- tions	Total Cost
Changes in Salaries, Expense, Equipment and Special			
18 . Apportionment of Changes Applicable to Various Programs Related costs consist of employee benefits Related Costs: \$765	36,002,699	(64)	36,003,464
Continuation of Services			
19 . ARRA COPS Add funding and continue resolution authority for 50 Police Officers hired in 2009-10 under the American Recovery and Reinvestment Act (ARRA) 2009 COPS Hiring Recovery Program (CHRP) Grant. The grant reimbursed the City for salaries and related costs for 50 officers for three years. The City is now obligated to continue funding the positions for an additional year. Related costs consist of employee benefits. <i>SW \$3,000,000</i> Related Costs: \$1,198,200	3,000,000	-	4,198,200
20 . Community Law Enforcement and Recovery Continue resolution authority for 18 sworn positions originally authorized by Council through various Council Files in 2008-09 to staff the nine Community Law Enforcement and Recovery (CLEAR) sites. The CLEAR program provides gang suppression in areas of the City most impacted by gang violence. Funding for these positions is provided in the Department's base budget.	-	-	-
21 . CicLAvia Program Support Continue ongoing operations and administrative support within existing operating funds for City-sponsored CicLAvia events. Additional funding is provided in the Mobile Source Air Pollution Reduction Trust Fund.	-	-	-

Program Changes	Direct Cost	Posi- tions	Police Total Cost
------------------------	------------------------	------------------------	---------------------------------

Changes in Salaries, Expense, Equipment and Special

Transfer of Services

22 . Firearms and Ammunition

Increase funding in the Firearms Ammunition Other Devices account for ammunition for use Department-wide. Ammunition is a recurring annual expense.
EX \$168,267

168,267	-	168,267
---------	---	---------

TOTAL FIELD FORCES

<u>39,170,966</u>	<u>(64)</u>
-------------------	-------------

2011-12 Program Budget	626,333,305	7,240
Changes in Salaries, Expense, Equipment and Special	<u>39,170,966</u>	<u>(64)</u>
2012-13 PROGRAM BUDGET	<u>665,504,271</u>	<u>7,176</u>

Specialized Crime Suppression & Investigation

This program prevents and solves crime through a variety of crime-specific units and specialized techniques and equipment, including scientific investigative services.

Program Changes	Direct Cost	Posi- tions	Total Cost
Changes in Salaries, Expense, Equipment and Special			
23 . Apportionment of Changes Applicable to Various Programs Related costs consist of employee benefits Related Costs: \$216,482	14,542,541	(12)	14,759,023
Continuation of Services			
24 . Scientific Investigation Division Expenses Increase funding to the Field Equipment Expense account for consumable supplies and laboratory materials used by the Scientific Investigation Division for DNA analysis, crime scene investigations, narcotics analysis, fingerprint examinations, polygraph testing and firearms analysis. <i>EX \$500,000</i>	500,000	-	500,000
25 . Air Support Division Add one-time funding for helmet upgrades to accommodate night vision goggles (NVG). Allowing for observation in near-total darkness, the NVGs enhance operational effectiveness and maximize officer safety. <i>EX \$20,000</i>	20,000	-	20,000
26 . Helicopter Armor System Add one-time funding to purchase two aircraft armored flooring units to protect aircrews from ground-based fire. The ballistic panels will be installed on aircraft flying over high-risk areas or incidents, as well as regular patrol flights. <i>EX \$80,000</i>	80,000	-	80,000
Efficiencies to Services			
27 . Public Safety Consolidation Hiring Efficiencies Reduce funding from the sworn hiring plan. The consolidation of security services into the Police Department will provide for a more efficient and coordinated patrol presence throughout the City which reduces the Department's 2012-13 sworn hiring needs by 37 officers. To maximize savings, the July 2012 Academy class has been eliminated from the sworn hiring plan (See related Department Item No. 12). Related costs consist of employee benefits. <i>SW \$(1,361,923); EX \$(200,025)</i> Related Costs: \$(668,931)	(1,561,948)	-	(2,230,879)

Program Changes	Direct Cost	Posi- tions	Total Cost
Changes in Salaries, Expense, Equipment and Special			
Efficiencies to Services			
28 . Public Safety Consolidation	21,045,019	129	27,280,290
Transfer funding and regular authority for 129 positions and expenses from the Department of General Services to the Police Department in order to consolidate citywide security functions. Transfer funding for 94 positions that will be in-lieu of existing unfunded regular sworn authorities. The consolidation of security services into the Police Department will provide for a more efficient and coordinated security presence throughout City buildings, grounds and municipal facilities. (See related item in the Department of General Services Blue Book). Related costs consist of employee benefits. SG \$15,101,952; SOT \$2,707,165; SAN \$1,620,684; EX \$1,564,218; EQ \$51,000 Related Costs: \$6,235,271			
Other Changes or Adjustments			
29 . Cost of Living Adjustment	88,808	-	111,578
Increase funding in the Salaries General account for cost of living adjustments negotiated for employees represented by the Los Angeles General Services Police Officers Association (MOU 28). Related costs consist of employee benefits. SG \$88,808 Related Costs: \$22,770			
TOTAL SPECIALIZED CRIME SUPPRESSION & INVESTIGATION	<u>34,714,420</u>	<u>117</u>	
2011-12 Program Budget	205,218,328	2,244	
Changes in Salaries, Expense, Equipment and Special	<u>34,714,420</u>	<u>117</u>	
2012-13 PROGRAM BUDGET	<u>239,932,748</u>	<u>2,361</u>	

Custody of Persons and Property

This program provides legal custody of persons and property involved in criminal activity.

Program Changes	Direct Cost	Posi- tions	Total Cost
Changes in Salaries, Expense, Equipment and Special			
30 . Apportionment of Changes Applicable to Various Programs	2,157,876	(2)	1,732,314
Related costs consist of employee benefits			
Related Costs: \$(425,562)			
TOTAL CUSTODY OF PERSONS AND PROPERTY	<u>2,157,876</u>	<u>(2)</u>	
2011-12 Program Budget	36,749,416	535	
Changes in Salaries, Expense, Equipment and Special	<u>2,157,876</u>	<u>(2)</u>	
2012-13 PROGRAM BUDGET	<u>38,907,292</u>	<u>533</u>	

Traffic Control

This program maintains a safe flow of traffic and prevents or reduces the number of traffic accidents through priority enforcement; investigates traffic accidents and traffic crimes.

Program Changes	Direct Cost	Posi- tions	Total Cost
Changes in Salaries, Expense, Equipment and Special			
31 . Apportionment of Changes Applicable to Various Programs Related costs consist of employee benefits Related Costs: \$100,154	3,852,897	(6)	3,953,051
Reduced Services			
32 . Photo Red Light Program Decrease funding in the Contractual Services account for the Photo Red Light (PRL) Program. This program was terminated on July 31, 2011 when the agreement with American Traffic Solutions expired. Due to the termination of the PRL Program, revenue from this source to the Traffic Safety Fund and the General Fund is eliminated. <i>EX \$(2,760,000)</i>	(2,760,000)	-	(2,760,000)
TOTAL TRAFFIC CONTROL	<u>1,092,897</u>	<u>(6)</u>	
2011-12 Program Budget	71,407,998	832	
Changes in Salaries, Expense, Equipment and Special	<u>1,092,897</u>	<u>(6)</u>	
2012-13 PROGRAM BUDGET	<u>72,500,895</u>	<u>826</u>	

Personnel Training and Support

This program provides support and training, including Consent Decree-mandated training, for all Department employees through employment services, behavioral services, employee relations, and in-service training; and administers the recruiting, selection, and training of new officers.

Program Changes	Direct Cost	Posi- tions	Total Cost
Changes in Salaries, Expense, Equipment and Special			
33 . Apportionment of Changes Applicable to Various Programs	2,684,447	(12)	2,469,625
Related costs consist of employee benefits			
Related Costs: \$(214,822)			
TOTAL PERSONNEL TRAINING AND SUPPORT	<u>2,684,447</u>	<u>(12)</u>	
2011-12 Program Budget	47,124,201	573	
Changes in Salaries, Expense, Equipment and Special	<u>2,684,447</u>	<u>(12)</u>	
2012-13 PROGRAM BUDGET	<u>49,808,648</u>	<u>561</u>	

Operational Support

This program supports the line operations of the Department through communications services, fiscal operations, facilities management, supplies, transportation, police records, and criminal identification.

Program Changes	Direct Cost	Posi- tions	Total Cost
Changes in Salaries, Expense, Equipment and Special			
34 . Apportionment of Changes Applicable to Various Programs Related costs consist of employee benefits Related Costs: \$(1,360,747)	6,550,079	(45)	5,189,332
Continuation of Services			
35 . Grant Administration Continue funding and resolution authority for one Management Analyst II originally authorized in 2006-07 (C.F. 06-1987) to administer the federally funded Community Oriented Policing Services (COPS) grants. The position is responsible for applying for and administering future COPS grants that may be awarded to the Department. The grants will reimburse the City for the salary and related costs of the position. Related costs consist of employee benefits. SG \$83,712 Related Costs: \$32,064	83,712	-	115,776
36 . Replacement Vehicles Funding in the amount of \$6.55 million is provided for the acquisition of 117 Black and White vehicles that have met or exceeded the standard replacement criteria. Only short-term debt (Commercial Paper) will be used to acquire the vehicles. During 2012-13, the Forfeited Assets Trust Fund (FATF) will be required to repay 25 percent of the \$6.55 million, and the resulting interest costs a total of \$1.7 million. Funding of \$1.62 million is provided in the FATF (Schedule 3) for the replacement of 56 motorcycles. In addition, funding in the amount of \$5.37 million is included in the 2012-13 Municipal Improvement Corporation of Los Angeles (MICLA) financing program to purchase 144 other replacement vehicles consisting of 46 undercover vehicles, 80 plain vehicles and 18 miscellaneous specialty vehicles.	-	-	-
TOTAL OPERATIONAL SUPPORT	<u>6,633,791</u>	<u>(45)</u>	
2011-12 Program Budget	82,346,800	1,178	
Changes in Salaries, Expense, Equipment and Special	<u>6,633,791</u>	<u>(45)</u>	
2012-13 PROGRAM BUDGET	<u>88,980,591</u>	<u>1,133</u>	

Technology Support

This program supports all information technology systems and equipment used throughout the Department and includes systems development, implementation and support; hardware and software purchase, installation and maintenance; and systems coordination, information security and connectivity with other law enforcement agencies.

Program Changes	Direct Cost	Posi- tions	Total Cost
Changes in Salaries, Expense, Equipment and Special			
37 . Apportionment of Changes Applicable to Various Programs Related costs consist of employee benefits Related Costs: \$(104,046)	867,771	(4)	763,725
Continuation of Services			
38 . Digital In-Car Video System Add funding for a maintenance contract and replacement of damaged In-Car Video equipment. Funding for Phase Two of the Digital In-Car Video System is included in the Capital Finance Administration Fund. <i>EX \$394,750</i>	394,750	-	394,750
39 . Handheld Radio Maintenance Add funding for the maintenance of handheld radios. Handheld radios are the primary means of communication between assigned field officers and the Department's Communications Division. The maintenance and upkeep of the Department's radio system is critical to providing services to the community and ensuring the safety of sworn field personnel. <i>EX \$528,000</i>	528,000	-	528,000
40 . Mobile Data Computers Provide \$1.2 million in one-time funding from the interest earnings in the Special Police Communications/911 System Tax Fund (MICLA AO Series 2002F Acquisition Fund) for the replacement of 300 mobile data computers (MDC). MDCs enable patrol units to connect wirelessly to various law enforcement computer database systems, providing police officers with the ability to access a broad range of critical information thereby enhancing the communications and response capabilities of field forces.	-	-	-

Program Changes	Direct Cost	Posi- tions	Total Cost
Changes in Salaries, Expense, Equipment and Special			
Increased Services			
41 . Technology-Related Hardware and Contracts	-	-	-
Funding of \$3.6 million is provided in the Forfeited Assets Trust Fund (Schedule 3) for technology hardware, service contracts, maintenance, and warranties for specialized software systems and equipment. Failure to provide funding for these items will significantly impact the Department's operations and ability to comply with licensing requirements, as well as compromise maintenance for critical systems.			
Transfer of Services			
42 . Consent Decree Systems Support	101,880	1	138,600
Transfer funding and regular authority for one Systems Programmer I to the Police Department from the Information Technology Agency (ITA) to support the Training Evaluation and Management System (TEAMS II). TEAMS II facilitates the collection, analysis and reporting of police officer activity and performance to promote best policing practices. Seven positions were transferred from the ITA to the Department in 2011-12. The transfer of this Systems Programmer I will result in all full-time TEAMS II staff being located within the Police Department. (See related ITA item). Related costs consist of employee benefits. SG \$101,880 Related Costs: \$36,720			
TOTAL TECHNOLOGY SUPPORT	<u>1,892,401</u>	<u>(3)</u>	
2011-12 Program Budget	17,809,851	173	
Changes in Salaries, Expense, Equipment and Special	<u>1,892,401</u>	<u>(3)</u>	
2012-13 PROGRAM BUDGET	<u>19,702,252</u>	<u>170</u>	

General Administration and Support

This program directs and controls all Department activities with assistance of immediate staff personnel; reports statistics data; monitors and inspects the execution of Department policies, procedures and plans and ensures adherence to policies and orders; and administers the Department's community-relations programs and community affairs.

Program Changes	Direct Cost	Posi- tions	Total Cost
Changes in Salaries, Expense, Equipment and Special			
43 . Apportionment of Changes Applicable to Various Programs	(3,336,661)	(6)	(3,462,657)
Related costs consist of employee benefits			
Related Costs: \$(125,996)			
TOTAL GENERAL ADMINISTRATION AND SUPPORT	<u>(3,336,661)</u>	<u>(6)</u>	
2011-12 Program Budget	35,642,938	327	
Changes in Salaries, Expense, Equipment and Special	<u>(3,336,661)</u>	<u>(6)</u>	
2012-13 PROGRAM BUDGET	<u>32,306,277</u>	<u>321</u>	

Internal Integrity and Standards Enforcement

This Program provides oversight of the Department; ensures that sworn and civilian employees act with honesty, integrity, dignity, and respect towards the public; and ensures that the Department's mandated responsibilities under the Federal Consent Decree with the U.S. Department of Justice are being met.

Program Changes	Direct Cost	Posi- tions	Total Cost
Changes in Salaries, Expense, Equipment and Special			
44 . Apportionment of Changes Applicable to Various Programs	2,863,255	(9)	2,744,186
Related costs consist of employee benefits			
Related Costs: \$(119,069)			
TOTAL INTERNAL INTEGRITY AND STANDARDS ENFORCEMENT	<u>2,863,255</u>	<u>(9)</u>	

2011-12 Program Budget	45,139,003	575
Changes in Salaries, Expense, Equipment and Special	<u>2,863,255</u>	<u>(9)</u>
2012-13 PROGRAM BUDGET	<u>48,002,258</u>	<u>566</u>

**POLICE DEPARTMENT
DETAIL OF CONTRACTUAL SERVICES ACCOUNT**

2011-12 Contract Amount	Program/Code/Description	2012-13 Contract Amount
Specialized Crime Suppression and Investigation - AC7003		
\$ 3,000	1. Maintenance of Auxiliary Aircraft Equipment.....	\$ 3,000
19,000	2. Veterinarian Services.....	29,000
60,000	3. Composite Artist.....	60,000
374,000	4. Maintenance of SID Systems and Equipment.....	300,000
30,000	5. Disposal of Chemical Materials.....	30,000
108,000	6. County Coroner Reports/Photographs.....	108,000
259,000	7. Auto Track.....	290,000
1,793,000	8. Cell Mark DNA Services.....	1,793,000
50,000	9. Publication Data Retrieval Service.....	70,000
72,000	10. Memex Software Maintenance.....	72,000
-	11. Office of Public Safety Security Services Contracts.....	1,139,463
\$ 2,768,000	Specialized Crime Suppression and Investigation Total	\$ 3,894,463
Custody of Persons and Property - AC7004		
\$ 75,000	12. Disposal of Live Ammunition.....	\$ 158,000
324,000	13. Care and Custody of City Prisoners in County Jail.....	324,000
3,372,000	14. Arrestee Transportation - County Sheriff.....	3,072,000
198,000	15. Booking of City Arrestees in County Jail.....	198,000
24,000	16. Lease of Freezer Trailer.....	34,000
225,000	17. County Prisoner Laundry Services.....	225,000
\$ 4,218,000	Custody of Persons and Property Total	\$ 4,011,000
Traffic Control - CC7005		
\$ 2,760,000	18. Photo Red Light.....	\$ -
35,000	19. Radar Calibration.....	35,000
\$ 2,795,000	Traffic Control Total	\$ 35,000
Personnel Training and Support - AE7047		
\$ 362,000	20. Maintenance of Firearms Training System.....	\$ 362,000
595,000	21. Firing Range Lead Removal.....	595,000
\$ 957,000	Personnel Training and Support Total	\$ 957,000
Operational Support - AE7048		
\$ 10,000	22. Emergency Plate Glass Repairs.....	\$ 25,000
3,000	23. Rental of Chemical Toilet.....	3,000
1,099,000	24. Maintenance of Copiers.....	1,099,000
12,000	25. Maintenance of Alarm Systems.....	-
185,000	26. Records Storage.....	310,000
1,000	27. Biowaste Disposal.....	1,000
45,000	28. Equipment Rental and Maintenance.....	45,000
30,000	29. Consultant on Claims for State-Mandated Program Reimbursement.....	30,000

**POLICE DEPARTMENT
DETAIL OF CONTRACTUAL SERVICES ACCOUNT**

2011-12 Contract Amount	Program/Code/Description	2012-13 Contract Amount
Operational Support - AE7048 (Continued)		
\$ 139,000	30. Universal Identification Card System.....	\$ 277,000
120,000	31. Maintenance of In-Car Video.....	215,000
6,000	32. Teletrac.....	6,000
100,000	33. Official Police Garages.....	100,000
30,000	34. Pager Lease and Airtime.....	24,000
55,000	35. Trash Compaction Maintenance and Disposal for PAB.....	55,000
855,000	36. Transcription Services.....	855,000
1,000	37. Delivery Services.....	-
475,000	38. Security Services.....	475,000
<u>\$ 3,166,000</u>	Operational Support Total	<u>\$ 3,520,000</u>
Technology Support - AE7049		
\$ 530,000	39. Systems Support.....	\$ 530,000
2,965,000	40. ECCCS System Warranty.....	2,965,000
68,000	41. MAARS Maintenance.....	72,000
175,000	42. Regional Video Command Center System.....	175,000
226,000	43. Maintenance of Hand Held Radios.....	754,000
697,000	44. Voice Radio Switch Maintenance for 911 Centers.....	697,000
249,000	45. Nice Loggers Maintenance Playback.....	249,000
75,000	46. Aventail SSL Virtual Private Network - Predictive Policing.....	75,000
40,000	47. Crime Analysis Management System.....	40,000
110,000	48. Environmental Systems Research Institute Enterprise License.....	110,000
29,000	49. IBM Rational Host Access Transformation Services Licenses.....	29,000
44,000	50. Kitroom Information Tracking System.....	44,000
90,000	51. Lynx Software Licenses.....	90,000
938,000	52. Police Department Training Evaluation and Management System (TEAMS II).....	938,000
170,000	53. Maintenance of APRIS/ICARS.....	170,000
173,000	54. Contract with County for Data Input into the Traffic Information System.....	173,000
379,000	55. Document Imaging System.....	379,000
70,000	56. Consultant on 1-800-ASK-LAPD.....	-
300,000	57. Mobile Data Computer Extended Warranty.....	300,000
<u>\$ 7,328,000</u>	Technology Support Total	<u>\$ 7,790,000</u>
General Administration and Support - AE7050		
\$ 3,000	58. Lexis Nexis.....	\$ -
<u>\$ 3,000</u>	General Administration and Support Total	<u>\$ -</u>
Internal Monitoring - AE7051		
\$ 89,000	59. Vehicle Rentals for Internal Affairs.....	\$ 119,000
<u>\$ 89,000</u>	Internal Monitoring Total	<u>\$ 119,000</u>
<u>\$ 21,324,000</u>	TOTAL CONTRACTUAL SERVICES ACCOUNT	<u>\$ 20,326,463</u>

POLICE DEPARTMENT TRAVEL AUTHORITY

2011-12 Amount	Auth. No.	Trip Category Trip-Location-Date	2012-13 Amount	Auth. No.
A. Conventions				
\$ -	-	1. International Association of Chiefs of Police	\$ -	-
\$ -	-	TOTAL CONVENTION TRAVEL	\$ -	-
B. Business				
\$ 267,000	-	2. Investigative travel	\$ 267,000	-
310,000	-	3. Extradition travel (reimbursable)	310,000	-
-	-	4. Hazardous Devices School, Redstone Arsenal, Huntsville, Alabama	- *	-
-	-	5. Hazardous Devices School, Federal Law Enforcement Training Center (FLETC) School, Glencoe, Georgia	- *	-
-	-	6. International Association of Chiefs of Police Terrorism Course	- *	-
-	-	7. Forensic Microscope Training Course	- *	-
-	-	8. Vehicle Lamp Identification Course	- *	-
-	-	9. Tactical Surveillance Course	- *	-
-	-	10. Border Crimes Conference (Detectives)	- *	-
-	-	11. Police Executive Research Forum, Philadelphia, PA	- *	-
-	-	12. Department of Justice meeting, Sacramento, CA (RID)	- *	-
-	-	13. Undesignated - Chief of Police	- *	-
-	-	14. Office of Inspector General Training	- *	-
30,000	-	15. Bomb Squad Training	30,000	-
-	-	16. Recruitment	- *	-
-	-	17. Peace Officer Standards and Training (POST) Courses	750	-
\$ 607,000	-	TOTAL BUSINESS TRAVEL	\$ 607,750	-
\$ 607,000	-	TOTAL TRAVEL EXPENSE ACCOUNT	\$ 607,750	-

* Trip authorized but not funded.

2012-13 DETAIL OF POLICE VEHICLES

REPLACEMENT VEHICLES							General Fund		MICLA		FATF	
Type of Vehicle	No. In Fleet	Replacement Criteria	No. Meeting Replacement Criteria	Recommended Replacement	Cost per Vehicle	Total Cost	No.	Funding	No.	Funding	No.	Funding
Black/White	1,374	5 years or 90,000 miles	400	117	\$ 56,000	\$ 6,552,000	--	\$ --	117	\$ 4,824,157	--	\$ 1,727,843 *
Slicktop B/W	300	6 years or 90,000 miles	15	--	45,000	--	--	--	--	--	--	--
Plain	1,249	6 years or 90,000 miles	332	80	37,000	2,960,000	--	--	80	2,960,000	--	--
Undercover	765	6 years or 90,000 miles	182	46	39,000	1,794,000	--	--	46	1,794,000	--	--
Motorcycles	398	5 years or 60,000 miles	183	56	29,000	1,624,000	--	--	--	--	56	1,624,000
Misc.	547	Various	41	17	34,000	578,000	--	--	17	578,000	--	--
Total Vehicles	4,633		1,153	316		\$ 13,508,000	--	\$ --	260	\$ 10,156,157	56	\$ 3,351,843
TOTAL FUNDING FOR REPLACEMENT VEHICLES				316		\$ 13,508,000	--	\$ --	260	\$ 10,156,157	56	\$ 3,351,843
NEW VEHICLES												
Type of Vehicle			New Vehicles Recommended	Cost per Vehicle	Total Cost	No.	Funding	No.	Funding	No.	Funding	
Black/White			--	\$ 56,000	\$ --	--	\$ --	--	\$ --	--	\$ --	
Slicktop B/W			--	45,000	--	--	--	--	--	--	--	
Plain			--	37,000	--	--	--	--	--	--	--	
Undercover			--	39,000	--	--	--	--	--	--	--	
Motorcycles			--	29,000	--	--	--	--	--	--	--	
Miscellaneous			1	35,980	35,980	--	--	1	35,980	--	--	
Total Vehicles			1		\$ 35,980	--	\$ --	1	\$ 35,980	--	\$ --	
TOTAL FUNDING FOR NEW VEHICLES				1		\$ 35,980	--	\$ --	1	\$ 35,980	--	\$ --
TOTAL FUNDING FOR REPLACEMENT AND NEW VEHICLES				317		\$ 13,543,980	--	\$ --	261	\$ 10,192,137	56	\$ 3,351,843
NOTES:												
MICLA is the City's debt-financing vehicle. All capital equipment items purchased must have a useful life of 6 years or more.												
Black and White and Slicktop B/W vehicles are equipped with ballistic door panels.												
* MICLA funding in the amount of \$6.55 million is provided for the acquisition of 117 patrol vehicles. Only short-term debt (Commercial Paper) will be used to acquire the vehicles. Forfeited Assets Trust Fund (FATF) will pay for the first year and the resulting interest cost of the Commercial Paper financing for Black & Whites.												

POLICE

Position Counts			Code	Title	2012-13 Salary Range and Annual Salary
2011-12	Change	2012-13			
<u>SWORN</u>					
<u>Regular Positions</u>					
1	-	1	9359	Chief of Police	316,520****
20	-	20	2244-1	Police Captain I	(128,568-151,213)
16	-	16	2244-2	Police Captain II	(135,678-159,690)
38	-	38	2244-3	Police Captain III	(143,299-168,648)
17	-	17	2251	Police Commander	(159,690-187,920)
9	-	9	2262-1	Police Deputy Chief I	(173,868-216,087)
3	-	3	2262-2	Police Deputy Chief II	(204,186-253,692)
644	-	644	2223-1	Police Detective I	(83,311- 98,073)
727	-	727	2223-2	Police Detective II	(92,916-103,565)
365	-	365	2223-3	Police Detective III	(103,565-115,425)
100	-	100	2232-1	Police Lieutenant I	(109,349-121,835)
173	-	173	2232-2	Police Lieutenant II	(115,425-128,600)
4,780	-	4,780	2214-2	Police Officer II	(63,559- 83,311)
2,362	-	2,362	2214-3	Police Officer III	(67,129- 88,093)
743	-	743	2227-1	Police Sergeant I	(92,916-103,565)
482	-	482	2227-2	Police Sergeant II	(98,073-109,349)
10,480	-	10,480			

GENERAL

Regular Positions

6	-	6	1513-2	Accountant II	2534 (52,909- 65,709)*
8	-	8	1223-1	Accounting Clerk I	2260 (47,188- 58,610)
23	-	23	1223-2	Accounting Clerk II	2386 (49,819- 61,888)
1	-	1	7922	Architectural Drafting Technician	2387 (49,840- 61,930)*
4	-	4	0603	Assistant Inspector General	6500 (135,720-168,606)
5	-	5	6147	Audio Visual Technician	2921 (60,990- 75,794)
1	-	1	1517-1	Auditor I	2719 (56,772- 70,532)*
11	-	11	3704-5	Auto Body Builder and Repairer	(69,989)
1	-	1	3706-F	Auto Body Repair Supervisor I	(71,952)
1	-	1	3706-2	Auto Body Repair Supervisor II	(81,056)
2	-	2	3707-5	Auto Electrician	(69,989)
4	-	4	3721-5	Auto Painter	(69,989)
2	-	2	3595-1	Automotive Dispatcher I	2004 (41,843- 52,012)
1	-	1	3595-2	Automotive Dispatcher II	2406 (50,237- 62,431)
8	-	8	3714	Automotive Supervisor	(81,056)
2	-	2	1764-1	Background Investigator I	2876 (60,050- 74,604)*
1	-	1	3338	Building Repairer Supervisor	3572(3) (83,123- 92,644)
1	-	1	3343	Cabinet Maker	(74,604)

POLICE

Position Counts			Code	Title	2012-13 Salary Range and Annual Salary	
2011-12	Change	2012-13			2012-13 Salary Range	Annual Salary
<u>GENERAL</u>						
<u>Regular Positions</u>						
4	-	4	1249	Chief Clerk Police II	3366	(70,282- 87,320)*
4	-	4	2237-1	Chief Forensic Chemist I	5043	(105,297-130,813)**
1	-	1	2237-2	Chief Forensic Chemist II	5706	(119,141-148,018)**
1	-	1	9374	Chief Information Officer	7885	(164,638-204,540)
1	-	1	2384	Chief Police Psychologist	5994	(125,154-155,493)
-	2	2	3187-1	Chief Security Officer I	2731	(57,023- 70,845)
1	-	1	1141	Clerk	1760	(36,748- 45,643)
306	(66)	240	1358	Clerk Typist	1829	(38,189- 47,460)
1	-	1	9734-1	Commission Executive Assistant I	2547	(53,181- 66,064)*
1	-	1	9734-2	Commission Executive Assistant II	3228	(67,400- 83,749)*
5	-	5	3686	Communications Electrician		(78,341)
1	-	1	7610	Communications Engineer	4249	(88,719-110,225)**
1	-	1	7607-2	Communications Engineering Associate II	3511	(73,309- 91,078)**
-	8	8	1461-3	Communications Information Representative III	2431	(50,759- 63,078)
6	-	6	2210	Community Police Aide	1474	(30,777- 38,252)****
25	-	25	2236-1	Crime and Intelligence Analyst I	2736	(57,127- 70,992)*
28	-	28	2236-2	Crime and Intelligence Analyst II	3228	(67,400- 83,749)*
3	-	3	2234-1	Criminalist I	3110	(64,936- 80,659)**
113	-	113	2234-2	Criminalist II	4073	(85,044-105,652)**
15	-	15	2234-3	Criminalist III	4274	(89,241-110,872)**
1	-	1	3156	Custodian	1517	(31,674- 39,358)
1	-	1	1470	Data Base Architect	4497	(93,897-116,677)*
1	-	1	1121-1	Delivery Driver I	1777	(37,103- 46,103)
1	-	1	1593-3	Departmental Chief Accountant III	5553	(115,946-144,051)
271	-	271	3211	Detention Officer	2332	(48,692- 60,489)
1	-	1	2383	Director of Police Training and Education	5201	(108,596-134,905)****
2	-	2	9375	Director of Systems	5994	(125,154-155,493)
1	-	1	3722-1	Director Police Transportation I	4724	(98,637-122,544)
1	-	1	3722-2	Director Police Transportation II	5994	(125,154-155,493)
1	-	1	3799	Electrical Craft Helper	2119	(44,244- 54,977)
3	-	3	4322	Equine Keeper	2081	(43,451- 53,953)
121	-	121	3711-5	Equipment Mechanic		(69,989)
5	-	5	3229-2	Examiner of Questioned Documents II	4052	(84,605-105,130)*
13	-	13	1117-2	Executive Administrative Assistant II	2955	(61,700- 76,671)
1	-	1	1117-3	Executive Administrative Assistant III	3167	(66,126- 82,162)
1	-	1	0600	Executive Director Police Commission	6567	(137,118-170,359)****
16	-	16	1157-1	Fingerprint Identification Expert I	2360	(49,276- 61,241)
7	-	7	1157-2	Fingerprint Identification Expert II	2494	(52,074- 64,707)

POLICE

Position Counts			Code	Title	2012-13 Salary Range and Annual Salary	
2011-12	Change	2012-13			2012-13 Salary Range	Annual Salary
<u>GENERAL</u>						
<u>Regular Positions</u>						
3	-	3	1157-3	Fingerprint Identification Expert III	2630	(54,914- 68,235)
5	-	5	2233	Firearms Examiner	4052	(84,605-105,130)*
3	-	3	1555-1	Fiscal Systems Specialist I	4045	(84,459-104,922)*
1	-	1	1555-2	Fiscal Systems Specialist II	4724	(98,637-122,544)*
80	-	80	2200-3	Forensic Print Specialist III	3510	(73,288- 91,057)*
6	-	6	2200-4	Forensic Print Specialist IV	3729	(77,861- 96,757)*
56	-	56	3531	Garage Attendant	1872	(39,087- 48,546)
2	-	2	3141	Gardener Caretaker	1929	(40,277- 50,070)
1	-	1	3718	General Automotive Supervisor		(107,427)
3	-	3	7213	Geographic Information Specialist	2782	(58,088- 72,182)*
1	-	1	7214-1	Geographic Information Systems Supervisor I	3119	(65,124- 80,930)*
2	-	2	1670-2	Graphics Designer II	2660	(55,540- 69,008)*
5	-	5	1326	Hearing Reporter	2953	(61,658- 76,629)
1	-	1	1409-1	Information Systems Manager I	5054	(105,527-131,126)
1	-	1	0601	Inspector General	6567	(137,118-170,359)****
14	-	14	7854-1	Laboratory Technician I	2075	(43,326- 53,828)*
3	-	3	7854-2	Laboratory Technician II	2461	(51,385- 63,830)*
2	-	2	3115	Maintenance and Construction Helper	1929	(40,277- 50,070)
2	-	2	3112	Maintenance Laborer	1823	(38,064- 47,293)
2	-	2	1508	Management Aide	2294	(47,898- 59,528)*
40	-	40	9184-1	Management Analyst I	2736	(57,127- 70,992)*
134	-	134	9184-2	Management Analyst II	3228	(67,400- 83,749)*
1	-	1	3773-1	Mechanical Repairer I		(68,277)
1	(1)	-	2323	Nutritionist	3025	(63,162- 78,467)
1	-	1	1779-2	Operations and Statistical Research Analyst II	4035	(84,250-104,692)**
1	-	1	3423	Painter		(71,514)
1	-	1	3145	Park Maintenance Supervisor	2542	(53,076- 65,959)
2	-	2	1170-2	Payroll Supervisor II	3121	(65,166- 80,972)*
6	-	6	1731-1	Personnel Analyst I	2736	(57,127- 70,992)*
13	-	13	1731-2	Personnel Analyst II	3228	(67,400- 83,749)*
1	-	1	1129	Personnel Records Supervisor	2713	(56,647- 70,386)*
4	-	4	1793-1	Photographer I	2384	(49,777- 61,825)*
22	-	22	1793-3	Photographer III	2889	(60,322- 74,959)*
1	-	1	3443	Plumber		(81,661)
8	-	8	9196-1	Police Administrator I	5994	(125,154-155,493)
3	-	3	9196-2	Police Administrator II	6865	(143,341-178,085)
2	(1)	1	9196-3	Police Administrator III	7821	(163,302-202,870)
20	-	20	1627-3	Police Performance Auditor III	3813	(79,615- 98,908)*

POLICE

Position Counts			Code	Title	2012-13 Salary Range and Annual Salary	
2011-12	Change	2012-13			2012-13 Salary Range	Annual Salary
<u>GENERAL</u>						
<u>Regular Positions</u>						
2	-	2	1627-4	Police Performance Auditor IV	4723	(98,616-122,523)*
16	-	16	2382-1	Police Psychologist I	4769	(99,576-123,714)
2	-	2	2382-2	Police Psychologist II	5484	(114,505-142,276)
474	-	474	2207-2	Police Service Representative II	2649	(55,311- 68,736)
165	-	165	2207-3	Police Service Representative III	3035	(63,370- 78,738)
12	-	12	3687-1	Police Surveillance Specialist I		(83,854)
1	-	1	3687-2	Police Surveillance Specialist II		(98,010)
7	-	7	2240-2	Polygraph Examiner II	3751	(78,320- 97,300)*
6	-	6	2240-3	Polygraph Examiner III	3945	(82,371-102,332)*
1	-	1	2240-4	Polygraph Examiner IV	4536	(94,711-117,679)*
2	-	2	1525-2	Principal Accountant II	3863	(80,659-100,182)*
22	-	22	1152-1	Principal Clerk Police I	2552	(53,285- 66,189)*
30	-	30	1152-2	Principal Clerk Police II	2847	(59,445- 73,873)*
26	-	26	3215	Principal Detention Officer	2959	(61,783- 76,754)
2	-	2	1158-1	Principal Fingerprint Identification Expert I	2673	(55,812- 69,321)*
1	-	1	1158-2	Principal Fingerprint Identification Expert II	2982	(62,264- 77,360)*
1	-	1	2203	Principal Forensic Print Specialist	4486	(93,667-116,364)*
5	-	5	3210	Principal Property Officer	2878	(60,092- 74,646)
1	-	1	1786	Principal Public Relations Representative	3132	(65,396- 81,264)*
-	2	2	3200	Principal Security Officer	2467	(51,510- 63,997)
1	-	1	1839	Principal Storekeeper	3469	(72,432- 89,992)
3	-	3	1431-4	Programmer/Analyst IV	3887	(81,160-100,850)**
3	-	3	1431-5	Programmer/Analyst V	4191	(87,508-108,722)**
68	-	68	3207	Property Officer	2206	(46,061- 57,232)
1	-	1	1800-1	Public Information Director I	4226	(88,238-109,640)
1	-	1	1800-2	Public Information Director II	4965	(103,669-128,808)
1	-	1	3162-1	Reprographics Operator I	1906	(39,797- 49,422)
60	(10)	50	1116	Secretary	2455	(51,260- 63,704)
-	2	2	3199	Security Aide	1632	(34,076- 42,323)
19	101	120	3181	Security Officer	2013	(42,031- 52,200)
4	-	4	1523-2	Senior Accountant II	3184	(66,481- 82,601)*
2	-	2	1518	Senior Auditor	3422	(71,451- 88,781)*
371	(80)	291	1368	Senior Clerk Typist	2260	(47,188- 58,610)
-	2	2	1467-2	Senior Communications Operator II	2561	(53,473- 66,440)*
2	-	2	2241	Senior Crime and Intelligence Analyst	3813	(79,615- 98,908)*
93	-	93	3212	Senior Detention Officer	2569	(53,640- 66,648)
22	-	22	3712-5	Senior Equipment Mechanic V		(74,019)
1	-	1	3231	Senior Examiner of Questioned Documents	4604	(96,131-119,433)*

POLICE

Position Counts			Code	Title	2012-13 Salary Range and Annual Salary	
2011-12	Change	2012-13				
<u>GENERAL</u>						
<u>Regular Positions</u>						
8	-	8	2201	Senior Forensic Print Specialist	4045	(84,459-104,922)*
38	1	39	9171-1	Senior Management Analyst I	3813	(79,615- 98,908)*
17	-	17	9171-2	Senior Management Analyst II	4723	(98,616-122,523)*
10	-	10	9167-1	Senior Personnel Analyst I	3855	(80,492-100,015)****
3	-	3	9167-2	Senior Personnel Analyst II	4772	(99,639-123,797)****
1	-	1	1795-1	Senior Photographer I	3044	(63,558- 78,968)*
4	-	4	1795-2	Senior Photographer II	3214	(67,108- 83,373)*
55	-	55	2209-1	Senior Police Service Representative I	3205	(66,920- 83,144)*
8	-	8	2209-2	Senior Police Service Representative II	3553	(74,186- 92,164)*
13	-	13	3209	Senior Property Officer	2560	(53,452- 66,419)
-	9	9	3184	Senior Security Officer	2214	(46,228- 57,420)
1	-	1	1837	Senior Storekeeper	2609	(54,475- 67,672)
23	-	23	1597-1	Senior Systems Analyst I	3817	(79,698- 99,012)*
7	-	7	1597-2	Senior Systems Analyst II	4724	(98,637-122,544)*
13	-	13	0602-2	Special Investigator II	4163	(86,923-107,991)*
7	-	7	1835-2	Storekeeper II	2260	(47,188- 58,610)
16	-	16	2235	Supervising Criminalist	4627	(96,611-120,039)**
1	-	1	1599	Systems Aide	2294	(47,898- 59,528)*
40	-	40	1596-2	Systems Analyst II	3228	(67,400- 83,749)*
-	1	1	1455-1	Systems Programmer I	4008	(83,687-103,961)*
1	-	1	3723-5	Upholsterer V		(69,989)
1	-	1	1832-2	Warehouse and Toolroom Worker II	2021	(42,198- 52,450)
1	-	1	3796	Welder		(74,019)
3,197	(30)	3,167				

Commissioner Positions

5	-	5	0101-1	Commissioner	\$25.00/mtg****
7	-	7	0020	Member Police Permit Review Panel	\$50.00/mtg****
12	-	12			

AS NEEDED

To be Employed As Needed in Such Numbers as Required

2208	Academy Trainee	\$18.55/hr.****
0102	Commission Hearing Examiner	\$900.00 per day;
0136	Examining Assistant Civil Service	\$45.00/mtg****
0137	Examining Assistant Civil Service	\$50.00/mtg****
0138	Examining Assistant Civil Service	\$55.00/mtg****
0139	Examining Assistant Civil Service	\$60.00/mtg****
1503	Police Student Worker	1108(5) (28,751)****

POLICE

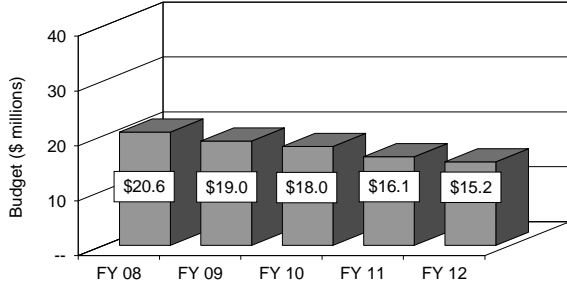
Position Counts			Code	Title	2012-13 Salary Range and Annual Salary
2011-12	Change	2012-13			
		Regular Positions	Commissioner Positions		
Total		13,647	12		

BOARD OF PUBLIC WORKS

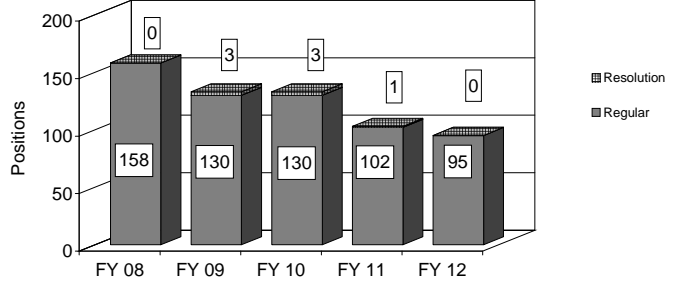
2012-13 Proposed Budget

FIVE YEAR HISTORY OF BUDGET AND POSITION AUTHORITIES

FIVE YEAR BUDGET HISTORY



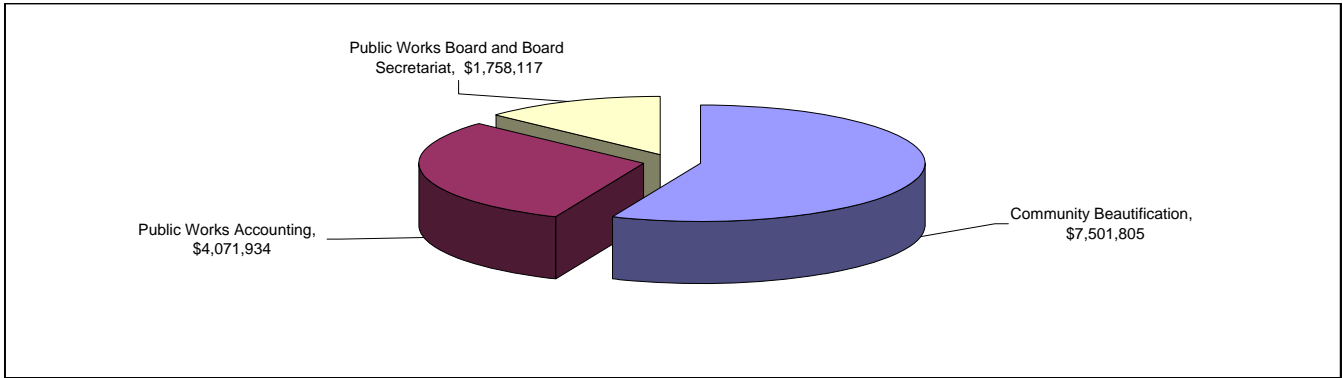
FIVE YEAR POSITION AUTHORITY HISTORY



SUMMARY OF FY 2012-13 PROPOSED BUDGET CHANGES

	Total Budget			General Fund			Special Fund				
		Regular	Resolution		Regular	Resolution		Regular	Resolution		
FY 11-12 Adopted	\$ 15,212,179	95	0	\$ 10,153,765	67%	44	0	\$ 5,058,414	33%	51	0
FY 12-13 Proposed	\$ 13,331,856	79	1	\$ 9,312,504	70%	37	0	\$ 4,019,352	30%	42	1
Change from Prior Year	\$ (1,880,323)	(16)	1	\$ (841,261)		(7)	0	\$ (1,039,062)		(9)	1

2012-13 FUNDING DISTRIBUTION BY PROGRAM



MAIN BUDGET ITEMS

	Funding	Positions
◆ Deletion of General Funded Vacancies	\$ (195,000)	(3)
◆ Human Resources Consolidation - Phase I	\$ (1,137,000)	(13)
◆ Reduction to Graffiti Abatement Services	\$ (122,357)	-
◆ Accounting Support for Proposition C Projects	\$ 65,052	1
◆ Project Restore	\$ (121,299)	-

Recapitulation of Changes

	Adopted Budget 2011-12	Total Budget Changes	Budget Appropriation 2012-13
EXPENDITURES AND APPROPRIATIONS			
Salaries			
Salaries General	6,956,682	(787,169)	6,169,513
Overtime General	10,347	-	10,347
Total Salaries	6,967,029	(787,169)	6,179,860
Expense			
Printing and Binding	26,137	-	26,137
Contractual Services	7,212,659	(397,357)	6,815,302
Transportation	2,000	-	2,000
Office and Administrative	118,447	-	118,447
Operating Supplies	258,121	(68,011)	190,110
Total Expense	7,617,364	(465,368)	7,151,996
Special			
Early Retirement Incentive Program Payout	572,786	(572,786)	-
St. Lighting Improvements and Supplies	55,000	(55,000)	-
Total Special	627,786	(627,786)	-
Total Board of Public Works	15,212,179	(1,880,323)	13,331,856

SOURCES OF FUNDS

General Fund	10,153,765	(841,261)	9,312,504
Solid Waste Resources Revenue Fund (Sch. 2)	62,907	(665)	62,242
Special Gas Tax Street Improvement Fund (Sch 5)	299,317	(14,340)	284,977
Stormwater Pollution Abatement Fund (Sch. 7)	94,517	(3,315)	91,202
Community Development Trust Fund (Sch. 8)	1,146,951	(226,221)	920,730
Sewer Operation & Maintenance (Sch. 14)	1,695,662	(301,056)	1,394,606
Sewer Capital (Sch. 14)	1,065,710	(199,223)	866,487
St. Light. Maint. Assessment Fund (Sch. 19)	550,135	(362,692)	187,443
Proposition A Local Transit Fund (Sch. 26)	-	-	-
Prop. C Anti-Gridlock Transit Fund (Sch. 27)	62,907	66,947	129,854
Coun Dist 15 Real Prop Trust (Sch 29)	-	-	-
Integrated Solid Waste Mgt Fund (Sch. 29)	-	-	-

Recapitulation of Changes

	Adopted Budget 2011-12	Total Budget Changes	Budget Appropriation 2012-13
SOURCES OF FUNDS			
Citywide Recycling Fund (Sch. 32)	80,308	1,503	81,811
Total Funds	15,212,179	(1,880,323)	13,331,856
Percentage Change			-12.36%
Positions	95	(16)	79

Changes Applicable to Various Programs

The following changes involve two or more budgetary programs. These changes are explained below and apportioned as single entries in the affected programs. Single-program changes are shown only in the programs involved.

Program Changes	Direct Cost	Posi- tions	Total Cost
Changes in Salaries, Expense, Equipment and Special			
Obligatory Changes			
1 . 2011-12 Employee Compensation Adjustment Related costs consist of employee benefits. SG \$42,408 Related Costs: \$10,874	42,408	-	53,282
2 . 2012-13 Employee Compensation Adjustment Related costs consist of employee benefits. SG \$128,345 Related Costs: \$32,908	128,345	-	161,253
3 . Salary Step Plan and Turnover Effect Related costs consist of employee benefits. SG \$(48,471) Related Costs: \$(12,427)	(48,471)	-	(60,898)
4 . Change in Number of Working Days Reduce funding to reflect one less working day. Related costs consist of employee benefits. SG \$(29,158) Related Costs: \$(7,477)	(29,158)	-	(36,635)
5 . Negotiated Unpaid Holidays Reduce funding in the Salaries General account to reflect unpaid holidays for civilian employees represented by certain bargaining units. SG \$(23,449)	(23,449)	-	(23,449)
6 . Full Funding for Partially Financed Positions This includes the restoration of work day reductions adopted as part of the Fiscal Year 2011-12 Budget. SG \$531,403	531,403	-	531,403
7 . Early Retirement Incentive Program Payout This item removes funding for the final Early Retirement Incentive Program (ERIP) payout, which was completed in 2011-12. SP \$(572,786)	(572,786)	-	(572,786)
Reduced Services			
8 . Reduction of Operating Supplies Expense Funding Reduce funding in the amount of \$68,011 from the Operating Supplies account due to the City's fiscal constraints. This will reduce the Office of Community Beautification's budget for purchasing paint and tools for graffiti abatement and trash bags for community cleanup events from \$230,000 to \$161,989. EX \$(68,011)	(68,011)	-	(68,011)

Program Changes	Direct Cost	Posi- tions	Total Cost
Changes in Salaries, Expense, Equipment and Special			
Efficiencies to Services			
9 . Deletion of General Funded Vacancies	(195,000)	(3)	(276,780)
Delete funding and regular authority for one Accounting Clerk II and two Accountant IIs due to the City's fiscal constraints. The service level impacts will be minimal as the position is vacant and the workload has been absorbed by existing employees. Related costs consist of employee benefits. SG \$(195,000) Related Costs: \$(81,780)			
Other Changes or Adjustments			
10 . Program and Funding Source Adjustments	-	-	-
Adjust funding sources within the Office of Accounting, Office of Management Employee Services, and Public Works Board and Board Secretariat to reflect changes in workload. This action results in no net change to the overall funding provided.			
TOTAL CHANGES APPLICABLE TO VARIOUS PROGRAMS	<u>(234,719)</u>	<u>(3)</u>	

Community Beautification

This program beautifies the City through graffiti, litter, and weed removal; adopt-a-median; adopt-a-basket; paint bank; and other programs. It empowers communities with resources and partnership opportunities to beautify their neighborhoods, including equipment and matching grants.

Program Changes	Direct Cost	Posi- tions	Total Cost
Changes in Salaries, Expense, Equipment and Special			
11 . Apportionment of Changes Applicable to Various Programs Related costs consist of employee benefits Related Costs: \$2,013	(44,575)	-	(42,562)
Reduced Services			
12 . Reduction to Graffiti Abatement Services Reduce funding for graffiti abatement services to reflect the 38th Program Year Consolidated Plan. <i>EX \$(122,357)</i>	(122,357)	-	(122,357)
Other Changes or Adjustments			
13 . Transfer of Funding for Graffiti Removal Transfer funding for graffiti removal on streetlights from the Board's operating budget to be funded directly through the Street Lighting Maintenance Assessment Fund on a reimbursement basis. <i>SP \$(55,000); EX \$(275,000)</i>	(330,000)	-	(330,000)
TOTAL COMMUNITY BEAUTIFICATION	<u>(496,932)</u>	<u>-</u>	
2011-12 Program Budget	7,998,737	8	
Changes in Salaries, Expense, Equipment and Special	<u>(496,932)</u>	<u>-</u>	
2012-13 PROGRAM BUDGET	<u>7,501,805</u>	<u>8</u>	

Project Restore

As Chief Operating Office for Project Restore, this program oversees all major projects as well as day-to-day operations, including design, project management, budget, procurement, accounting, contract administration, fundraising, and personnel.

Program Changes	Direct Cost	Posi- tions	Total Cost												
Changes in Salaries, Expense, Equipment and Special															
14 . Apportionment of Changes Applicable to Various Programs	121,299	-	121,968												
Related costs consist of employee benefits															
Related Costs: \$669															
Efficiencies to Services															
15 . Project Restore	(121,299)	-	(152,400)												
Delete funding for one Senior Management Analyst II. This position will be funded by Project Restore. Related costs consist of employee benefits.															
SG \$(121,299)															
Related Costs: \$(31,101)															
TOTAL PROJECT RESTORE	-	-													
<table style="width: 100%; border-collapse: collapse;"> <tr> <td style="width: 60%;">2011-12 Program Budget</td> <td style="width: 15%; text-align: center;">-</td> <td style="width: 10%; text-align: center;">1</td> <td style="width: 15%;"></td> </tr> <tr> <td> Changes in Salaries, Expense, Equipment and Special</td> <td style="text-align: center;">-</td> <td style="text-align: center;">-</td> <td></td> </tr> <tr> <td>2012-13 PROGRAM BUDGET</td> <td style="text-align: center;">-</td> <td style="text-align: center;">1</td> <td></td> </tr> </table>				2011-12 Program Budget	-	1		Changes in Salaries, Expense, Equipment and Special	-	-		2012-13 PROGRAM BUDGET	-	1	
2011-12 Program Budget	-	1													
Changes in Salaries, Expense, Equipment and Special	-	-													
2012-13 PROGRAM BUDGET	-	1													

Public Works Accounting

This program provides accounting services, including capital programming and budgeting, fee and cost recovery, general and cost accounting, Sewer Construction and Maintenance Fund financial accounting, special funds and projects accounting, and financial information systems development for the Department of Public Works.

Program Changes	Direct Cost	Posi- tions	Total Cost
Changes in Salaries, Expense, Equipment and Special			
16 . Apportionment of Changes Applicable to Various Programs Related costs consist of employee benefits Related Costs: \$(67,871)	66,667	(3)	(1,204)
Increased Services			
17 . Accounting Support for Proposition C Projects Add funding and resolution authority for one Accountant II. This position will analyze cost accounting data and prepare billings for projects to ensure that the Department of Public Works is reimbursed for its services. This position will be funded by the Proposition C Anti-Gridlock Transit Improvement Fund. Related costs consist of employee benefits. SG \$65,052 Related Costs: \$27,276	65,052	-	92,328
TOTAL PUBLIC WORKS ACCOUNTING	131,719	(3)	
2011-12 Program Budget	3,940,215	57	
Changes in Salaries, Expense, Equipment and Special	131,719	(3)	
2012-13 PROGRAM BUDGET	4,071,934	54	

Public Works Personnel Services

This program provides a uniform departmental personnel program for the Department of Public Works, including liaison services, training, employee relations, disciplinary actions, placement and records maintenance. It develops and proposes policies and legislative action on personnel matters.

Program Changes	Direct Cost	Posi- tions	Total Cost
Changes in Salaries, Expense, Equipment and Special			
18 . Apportionment of Changes Applicable to Various Programs	45,782	-	49,050
Related costs consist of employee benefits			
Related Costs: \$3,268			
Transfer of Services			
19 . Human Resources Consolidation - Phase I	(1,137,000)	(13)	(1,566,290)
Transfer funding and regular authority for 13 positions to the Personnel Department to implement Phase I of the consolidation of human resource functions (C.F. 11-0261-S1). See related item in the Personnel Department Blue Book. Related costs consist of employee benefits.			
SG \$(1,137,000)			
Related Costs: \$(429,290)			
TOTAL PUBLIC WORKS PERSONNEL SERVICES	<u>(1,091,218)</u>	<u>(13)</u>	
2011-12 Program Budget	1,091,218	13	
Changes in Salaries, Expense, Equipment and Special	<u>(1,091,218)</u>	<u>(13)</u>	
2012-13 PROGRAM BUDGET	<u>-</u>	<u>-</u>	

Public Works Board and Board Secretariat

This program provides overall management, direction, and administrative control of the Department of Public Works.

Program Changes	Direct Cost	Posi- tions	Total Cost
Changes in Salaries, Expense, Equipment and Special			
20 . Apportionment of Changes Applicable to Various Programs	(423,892)	-	(419,873)
Related costs consist of employee benefits			
Related Costs: \$4,019			
TOTAL PUBLIC WORKS BOARD AND BOARD SECRETARIAT	<u>(423,892)</u>	<u>-</u>	
2011-12 Program Budget	2,182,009	16	
Changes in Salaries, Expense, Equipment and Special	<u>(423,892)</u>	<u>-</u>	
2012-13 PROGRAM BUDGET	<u>1,758,117</u>	<u>16</u>	

**BOARD OF PUBLIC WORKS
DETAIL OF CONTRACTUAL SERVICES ACCOUNT**

2011-12 Contract Amount	Program/Code/Description	2012-13 Contract Amount
Community Beautification - BC7401		
\$ 18,698	1. Graphics Production for Office of Community Beautification.....	\$ 18,698
<u>7,124,266</u>	2. Graffiti abatement services.....	<u>6,726,909</u>
<u>\$ 7,142,964</u>	Community Beautification Total	<u>\$ 6,745,607</u>
Public Works Accounting - FG7403		
\$ 35,155	3. Operating expenses: copiers, cell phones, machine maintenance.....	\$ 35,155
<u>6,978</u>	4. Automation services.....	<u>6,978</u>
<u>\$ 42,133</u>	Public Works Accounting Total	<u>\$ 42,133</u>
Public Works Personnel Services - FG7404		
<u>\$ 61</u>	5. Operating expenses: copiers, cell phones, machine maintenance.....	<u>\$ -</u>
<u>\$ 61</u>	Public Works Personnel Services Total	<u>\$ -</u>
Public Works Board and Board Secretariat - FG7405		
\$ 26,308	6. Operating expenses: copiers, cell phones, machine maintenance.....	\$ 26,369
<u>1,193</u>	7. Graphic artist services.....	<u>1,193</u>
<u>\$ 27,501</u>	Public Works Board and Board Secretariat Total	<u>\$ 27,562</u>
<u>\$ 7,212,659</u>	TOTAL CONTRACTUAL SERVICES ACCOUNT	<u>\$ 6,815,302</u>

BOARD OF PUBLIC WORKS TRAVEL AUTHORITY

2011-12 Amount	Auth. No.	Trip Category Trip-Location-Date	2012-13 Amount	Auth. No.
A. Conventions				
\$ -	-	1. Keep America Beautiful National Conference	\$ -	-
-	-	2. American Public Works Association (APWA) Congress and Exposition	-	-
-	-	3. California Public Employee Labor Relations Association (CALPELRA) California location to be determined	-	-
-	-	4. Association of Government Accountants (AGA) Professional Development Conference	-	-
<u>-</u>	<u>-</u>	5. Unspecified	<u>-</u>	<u>-</u>
<u>\$ -</u>	<u>-</u>	TOTAL CONVENTION TRAVEL	<u>\$ -</u>	<u>-</u>
B. Business				
<u>\$ -</u>	<u>-</u>	6. Unspecified	<u>\$ -</u>	<u>-</u>
<u>\$ -</u>	<u>-</u>	TOTAL BUSINESS TRAVEL	<u>\$ -</u>	<u>-</u>
<u><u>\$ -</u></u>	<u><u>-</u></u>	TOTAL TRAVEL EXPENSE ACCOUNT	<u><u>\$ -</u></u>	<u><u>-</u></u>

BOARD OF PUBLIC WORKS

Position Counts			Code	Title	2012-13 Salary Range and Annual Salary	
2011-12	Change	2012-13				
<u>GENERAL</u>						
<u>Regular Positions</u>						
25	(2)	23	1513-2	Accountant II	2534	(52,909- 65,709)*
3	-	3	1223-1	Accounting Clerk I	2260	(47,188- 58,610)
2	(1)	1	1223-2	Accounting Clerk II	2386	(49,819- 61,888)
1	-	1	9182	Chief Management Analyst	5994	(125,154-155,493)
3	(1)	2	1358	Clerk Typist	1829	(38,189- 47,460)
1	-	1	1593-2	Departmental Chief Accountant II	4724	(98,637-122,544)
1	-	1	1593-4	Departmental Chief Accountant IV	5994	(125,154-155,493)
1	-	1	1117-2	Executive Administrative Assistant II	2955	(61,700- 76,671)
1	-	1	9184-1	Management Analyst I	2736	(57,127- 70,992)*
3	-	3	9184-2	Management Analyst II	3228	(67,400- 83,749)*
1	-	1	1539	Management Assistant	2294	(47,898- 59,528)*
5	-	5	0114	Member Board of Public Works	4897(5)	(127,013)****
1	-	1	1170-1	Payroll Supervisor I	2926	(61,094- 75,898)*
1	(1)	-	1170-2	Payroll Supervisor II	3121	(65,166- 80,972)*
1	(1)	-	1714-3	Personnel Director III	5734	(119,725-148,749)****
3	-	3	1525-2	Principal Accountant II	3863	(80,659-100,182)*
2	-	2	1201	Principal Clerk	2547	(53,181- 66,064)*
1	-	1	1542	Project Assistant	2294	(47,898- 59,528)*
1	-	1	1537	Project Coordinator	3021	(63,078- 78,362)*
6	-	6	1523-1	Senior Accountant I	2942	(61,428- 76,316)*
9	-	9	1523-2	Senior Accountant II	3184	(66,481- 82,601)*
11	(3)	8	1368	Senior Clerk Typist	2260	(47,188- 58,610)
1	-	1	9171-1	Senior Management Analyst I	3813	(79,615- 98,908)*
3	-	3	9171-2	Senior Management Analyst II	4723	(98,616-122,523)*
6	(6)	-	9167-1	Senior Personnel Analyst I	3855	(80,492-100,015)****
1	(1)	-	9167-2	Senior Personnel Analyst II	4772	(99,639-123,797)****
1	-	1	1835-2	Storekeeper II	2260	(47,188- 58,610)
95	(16)	79				

	Regular Positions
Total	79

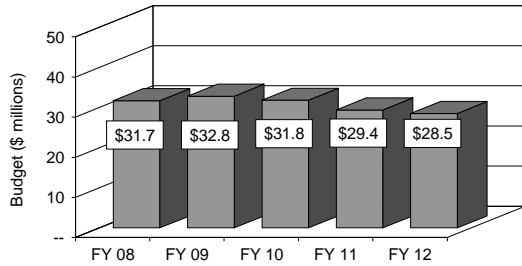
THIS PAGE INTENTIONALLY LEFT BLANK

BUREAU OF CONTRACT ADMINISTRATION

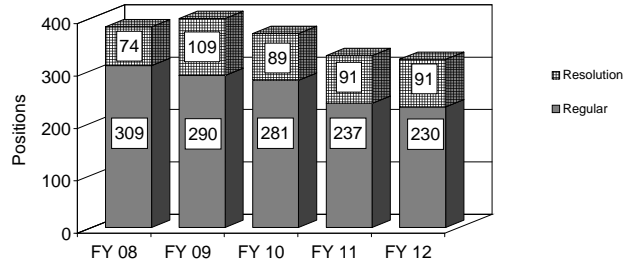
2012-13 Proposed Budget

FIVE YEAR HISTORY OF BUDGET AND POSITION AUTHORITIES

FIVE YEAR BUDGET HISTORY



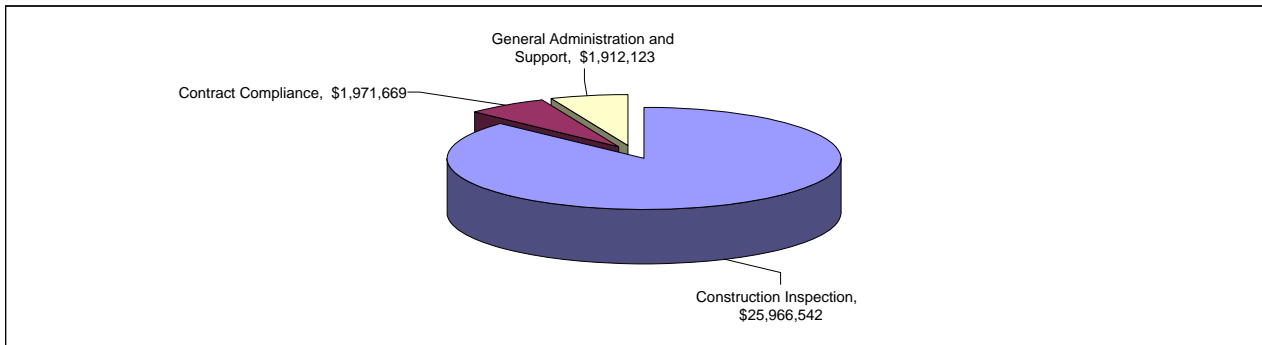
FIVE YEAR POSITION AUTHORITY HISTORY



SUMMARY OF FY 2012-13 PROPOSED BUDGET CHANGES

	Total Budget			General Fund			Special Fund				
		Regular	Resolution		Regular	Resolution		Regular	Resolution		
FY 11-12 Adopted	\$ 28,486,926	230	91	\$ 18,582,529	65%	128	75	\$ 9,904,397	35%	102	16
FY 12-13 Proposed	\$ 29,850,334	227	97	\$ 19,182,177	64%	125	75	\$ 10,668,157	36%	102	22
Change from Prior Year	\$ 1,363,408	(3)	6	\$ 599,648		(3)	0	\$ 763,760		0	6

2012-13 FUNDING DISTRIBUTION BY PROGRAM



MAIN BUDGET ITEMS

	Funding	Positions
◆ Deletion of General Fund Vacancies	\$ (186,048)	(3)
◆ Los Angeles Airport Inspection Program	\$ 3,083,532	33
◆ Port of Los Angeles Inspection and Compliance	\$ 1,271,316	15
◆ Signal Synchronization Program	\$ 890,408	10
◆ Transportation Grant Fund Annual Work Program	\$ 839,240	9
◆ Public Right of Way Enforcement Program	\$ 593,880	7
◆ Metro/Expo Authority Annual Work Program	\$ 627,581	3
◆ Wastewater Compliance Program	\$ 232,296	3
◆ Contract Compliance Services	\$ 140,028	2
◆ Public Works Infrastructure Stabilization Policy	\$ -	3
◆ Compliance Services to Other Departments	\$ 458,296	12

Recapitulation of Changes

	Adopted Budget 2011-12	Total Budget Changes	Budget Appropriation 2012-13
EXPENDITURES AND APPROPRIATIONS			
Salaries			
Salaries General	25,463,822	1,957,552	27,421,374
Overtime General	666,562	131,222	797,784
Total Salaries	26,130,384	2,088,774	28,219,158
Expense			
Printing and Binding	27,790	804	28,594
Contractual Services	122,781	6,800	129,581
Transportation	1,066,799	115,023	1,181,822
Office and Administrative	219,934	(19,200)	200,734
Operating Supplies	90,157	288	90,445
Total Expense	1,527,461	103,715	1,631,176
Special			
Early Retirement Incentive Program Payout	829,081	(829,081)	-
Total Special	829,081	(829,081)	-
Total Bureau of Contract Administration	28,486,926	1,363,408	29,850,334

SOURCES OF FUNDS

General Fund	18,582,529	599,648	19,182,177
Special Gas Tax Street Improvement Fund (Sch 5)	685,508	19,536	705,044
Stormwater Pollution Abatement Fund (Sch. 7)	167,274	19,210	186,484
Sewer Capital (Sch. 14)	6,270,009	30,144	6,300,153
St. Light. Maint. Assessment Fund (Sch. 19)	233,979	6,514	240,493
Proposition A Local Transit Fund (Sch. 26)	-	-	-
Prop. C Anti-Gridlock Transit Fund (Sch. 27)	2,547,627	688,356	3,235,983
Total Funds	28,486,926	1,363,408	29,850,334
Percentage Change			4.79%
Positions	230	(3)	227

Changes Applicable to Various Programs

The following changes involve two or more budgetary programs. These changes are explained below and apportioned as single entries in the affected programs. Single-program changes are shown only in the programs involved.

Program Changes	Direct Cost	Posi- tions	Total Cost
Changes in Salaries, Expense, Equipment and Special			
Obligatory Changes			
1 . 2011-12 Employee Compensation Adjustment Related costs consist of employee benefits. SG \$5,330 Related Costs: \$1,367	5,330	-	6,697
2 . 2012-13 Employee Compensation Adjustment Related costs consist of employee benefits. SG \$175,018 Related Costs: \$44,873	175,018	-	219,891
3 . Salary Step Plan and Turnover Effect Related costs consist of employee benefits. SG \$464,678 Related Costs: \$119,143	464,678	-	583,821
4 . Change in Number of Working Days Reduce funding to reflect one less working day. Related costs consist of employee benefits. SG \$(78,941) Related Costs: \$(20,240)	(78,941)	-	(99,181)
5 . Negotiated Unpaid Holidays Reduce funding in the Salaries General account to reflect unpaid holidays for civilian employees represented by certain bargaining units. SG \$(217,930)	(217,930)	-	(217,930)
6 . Full Funding for Partially Financed Positions This includes the restoration of work day reductions adopted as part of the Fiscal Year 2011-12 Budget. SG \$1,897,800	1,897,800	-	1,897,800
7 . Early Retirement Incentive Program Payout This item removes funding for the final Early Retirement Incentive Program (ERIP) payout, which was completed in 2011-12. SP \$(829,081)	(829,081)	-	(829,081)

Program Changes		Direct Cost	Posi- tions	Total Cost
Changes in Salaries, Expense, Equipment and Special				
Deletion of One-Time Services				
8 .	Deletion of Funding for Resolution Authorities Delete funding for 91 resolution authority positions. Resolution authorities are reviewed annually and continued only if sufficient funding is available to maintain the current service level. Related costs consist of employee benefits. 85 positions are continued: Wastewater Inspection and Compliance Program (Three positions) Port of LA Inspection and Compliance Program (15 positions) Signal Synchronization Program (10 positions) Transportation Grant Fund Annual Work Program (Five positions) Public Right of Way Enforcement Program (Seven positions) Los Angeles Airport Inspection Program (33 positions) Compliance Services to Other Departments (Eight positions) Public Works Infrastructure Stabilization Policy (Two positions) Contract Compliance Services (Two positions) Six positions are not continued: Signal Synchronization Program (Three positions) Compliance Services to Other Departments (One position) Contract Compliance Services (Two positions) SG \$(7,403,016) Related Costs: \$(2,158,715)	(7,403,016)	-	(9,561,731)
9 .	Deletion of One-Time Expense Funding Delete one-time funding for 2011-12 expense items. SOT \$(144,000); EX \$(203,328)	(347,328)	-	(347,328)
Efficiencies to Services				
10 .	Deletion of General Fund Vacancies Delete funding and regular position authority for one Management Analyst II and two Senior Clerk Typists due to the City's financial constraints. The service level impacts will be minimal as the positions are vacant and the workload has been absorbed by existing employees. Related costs consist of employee benefits. SG \$(186,048) Related Costs: \$(79,488)	(186,048)	(3)	(265,536)
TOTAL CHANGES APPLICABLE TO VARIOUS PROGRAMS		(6,519,518)	(3)	

Construction Inspection

This program administers contracts and permits for construction of public works projects such as streets, bridges, sewers, storm drains, and public buildings through inspection at sites and in plants engaged in manufacturing related construction materials. The activities include preparation of statements of payments due on contracts and recommendations for acceptance of the completed projects. The program also provides inspection for recreation and parks projects, airport facilities and wastewater treatment facilities.

Program Changes	Direct Cost	Posi- tions	Total Cost
Changes in Salaries, Expense, Equipment and Special			
11 . Apportionment of Changes Applicable to Various Programs Related costs consist of employee benefits Related Costs: \$(1,693,409)	(4,730,059)	-	(6,423,468)
Continuation of Services			
12 . Los Angeles Airport Inspection Program Continue funding and resolution authority for 33 positions to provide inspection and contract compliance services on major construction projects at the Los Angeles World Airports (LAWA). These positions include one Senior Clerk Typist, four Senior Electrical Inspectors, 13 Senior Construction Inspectors, nine Construction Inspectors, five Management Analyst IIs, and one Management Analyst I. To meet the accelerated project delivery schedule, construction crews are currently working 24-hour shifts, six days a week. All costs will be fully reimbursed by LAWA. Related costs consist of employee benefits. <i>SG \$2,930,316; SOT \$72,000; EX \$81,216</i> Related Costs: \$1,100,988	3,083,532	-	4,184,520
13 . Port of Los Angeles Inspection and Compliance Continue funding and resolution authority for 15 positions to provide inspection and contract compliance services for major construction projects at the Port of Los Angeles (POLA). These positions include eight Construction Inspectors, four Senior Construction Inspectors, one Senior Clerk Typist, one Management Analyst II, and one Management Analyst I. Costs will be fully reimbursed by POLA. Related costs consist of employee benefits. <i>SG \$1,271,316</i> Related Costs: \$484,920	1,271,316	-	1,756,236
14 . Signal Synchronization Program Continue funding and resolution authority for ten Construction Inspector positions to provide construction inspection services on Automated Traffic Surveillance and Control System (ATSAC) projects. In 2011-12, the Bureau was authorized resolution authority for 13 positions and due to a decline in construction activity in 2012-13 only 10 of the 13 positions are required. Funding is provided by the Proposition C Anti-Gridlock Transit Fund. Related costs consist of employee benefits. <i>SG \$848,400; SOT \$14,134; EX \$27,874</i> Related Costs: \$323,520	890,408	-	1,213,928

Program Changes		Direct Cost	Posi- tions	Total Cost
Changes in Salaries, Expense, Equipment and Special				
Continuation of Services				
15 .	Public Right of Way Enforcement Program Continue funding and resolution authority for seven Construction Inspectors to administer and enforce the Mayor's Executive Directive Two and the Public Right of Way Construction Enforcement Program (C.F. 05-0524) adopted by Council. These positions cite and remove unauthorized construction activity in the public right of way during the peak traffic hours of 6:00 a.m. to 9:00 a.m. and 3:30 p.m. to 7:00 p.m., Monday through Friday, along the City's busiest streets. During off-peak traffic hours, these positions inspect permitted work and ensure that street excavations are properly backfilled and resurfaced. The cost of these positions is fully reimbursable through the permit compliance fee. Related costs consist of employee benefits. <i>SG \$593,880</i> Related Costs: \$226,464	593,880	-	820,344
Increased Services				
16 .	Transportation Grant Fund Annual Work Program Continue funding and resolution authority for two Construction Inspectors and three Senior Construction Inspectors to provide inspection services for capital projects under the Transportation Grant Fund Annual Work Program. Add funding and resolution authority for two Construction Inspectors and two Senior Construction Inspectors to address the anticipated increase in the Transportation Grant Fund Annual Work Program. Transportation grant funds for these positions, including overtime and mileage expenses, are available through the Proposition C Anti-Gridlock Transit Improvement Fund. Additional funding for specific projects will be transferred through an interim report to the Mayor and City Council. Related costs consist of employee benefits. <i>SG \$818,640; SOT \$7,066; EX \$13,534</i> Related Costs: \$305,268	839,240	-	1,144,508

Program Changes	Direct Cost	Posi- tions	Total Cost
Changes in Salaries, Expense, Equipment and Special			
New Services			
17. Metro/Expo Authority Annual Work Program	627,581	-	727,457
Add funding and resolution authority for three positions to support the Los Angeles Metropolitan Transportation/Exposition Line Construction Authority (Metro/Expo) Annual Work Program. These positions include one Senior Construction Inspector and two Construction Inspectors and were authorized by Council in 2011-12 (C.F. 11-1807). Front funding will be provided from the Proposition C Anti-Gridlock Transit Improvement Fund and the costs of these positions and all expenses are fully reimbursed by Metro/Expo. Related costs consist of employee benefits. SG \$265,536; SOT \$181,022; EX \$181,023 Related Costs: \$99,876			
TOTAL CONSTRUCTION INSPECTION	<u>2,575,898</u>	<u>-</u>	
2011-12 Program Budget	23,390,644	190	
Changes in Salaries, Expense, Equipment and Special	2,575,898	-	
2012-13 PROGRAM BUDGET	<u>25,966,542</u>	<u>190</u>	

Contract Compliance

This program ensures that contractors performing under City-awarded contracts comply with City, state and federal requirements relating to affirmative action, equal employment opportunity, prevailing wage, Minority, Women and Disadvantaged Business Enterprises and other labor regulations through outreach, monitoring and enforcement activities.

Program Changes	Direct Cost	Posi- tions	Total Cost
Changes in Salaries, Expense, Equipment and Special			
18 . Apportionment of Changes Applicable to Various Programs Related costs consist of employee benefits Related Costs: \$(362,938)	(993,617)	(1)	(1,356,555)
Continuation of Services			
19 . Wastewater Compliance Program Continue funding and resolution authority for one Management Analyst I and two Management Analyst IIs to provide contract compliance services for projects in the Wastewater Capital Program. Funding is provided by the Sewer Construction and Maintenance Fund. Related costs consist of employee benefits. SG \$232,296 Related Costs: \$91,344	232,296	-	323,640
20 . Contract Compliance Services Continue funding and resolution authority for one Management Analyst II and one Senior Clerk Typist. These positions support the City's Minority, Women, and Other Business Enterprise Subcontractor Outreach Program, the City's Federal Disadvantaged Business Enterprise Plan for the Department of Public Works, and the Centralized Certification and Equal Employment Opportunity (EEO) Enforcement Section of the Office of Contract Compliance. These positions review bids submitted by potential City contractors to ensure that required outreach efforts have been made as well as monitor contractors' pledged utilization of subcontractors after the contract has been awarded. They also ensure that contractors and vendors doing business with the City adhere to fair employment practices, living wage requirements, equal benefits provisions, and first source hiring requirements. In addition, these positions certify small, minority and women-owned businesses, which allows these businesses to compete for City contracts in accordance with the Mayor's Executive Directive 14. Related costs consist of employee benefits. SG \$140,028 Related Costs: \$57,096	140,028	-	197,124

Program Changes		Direct Cost	Posi- tions	Total Cost
Changes in Salaries, Expense, Equipment and Special				
Increased Services				
21 .	<p>Public Works Infrastructure Stabilization Policy</p> <p>Continue resolution authority without funding for one Management Analyst II and one Management Analyst I to implement, administer, and enforce the Public Works Infrastructure Stabilization Policy. Add resolution authority without funding for one Management Assistant to address the increased workload anticipated for 2012-13. On December 17, 2010, the Council approved the Public Works Infrastructure Stabilization Policy (C.F. 09-0963) and executed a Project Labor Agreement (PLA) with the Los Angeles/Orange Counties Building and Construction Trades Council to effectuate the policy. The PLA requires that a percentage of total hours worked on eligible capital projects be performed by apprentices, local residents, and disadvantaged workers. These positions will audit and train contractors, investigate suspected violations, and monitor and report on compliance efforts. These positions will be fully funded through direct charges to the projects. Related costs consist of employee benefits. Related Costs: \$31,788</p>	-	-	31,788
22 .	<p>Compliance Services to Other Departments</p> <p>Continue funding and resolution authority for three Management Analyst IIs, one Management Analyst I, and one Senior Clerk Typist to provide contract compliance services for Department of Water and Power (DWP), POLA, and LAWA projects. Add funding and resolution authority for one Management Analyst II to provide additional support to the labor compliance program for DWP. Add resolution authority without funding for one Senior Clerk Typist and one Management Analyst II to provide contract compliance services to DWP, subject to the establishment of a Memorandum of Understanding with DWP. Continue resolution authority without funding for one Management Analyst II, one Management Analyst I, and one Senior Clerk Typist to provide contract compliance services for Community Redevelopment Agency (CRA) projects. Add resolution authority without funding for one Management Analyst I to provide contract compliance services related to Project Labor Agreement administration for CRA projects. All costs will be fully reimbursed by the DWP, POLA, LAWA, and CRA. Related costs consist of employee benefits. <i>SG \$453,900; SOT \$1,000; EX \$3,396</i> Related Costs: \$243,528</p>	458,296	-	701,824

Program Changes	Direct Cost	Posi- tions	Total Cost
Changes in Salaries, Expense, Equipment and Special			
Other Changes or Adjustments			
23 . Salaries Funding Reduction	(253,651)	-	(253,651)
Reduce funding in the Salaries General account by \$253,651 for contract compliance services that will be reimbursed by the Department of Water and Power. SG \$(253,651)			
TOTAL CONTRACT COMPLIANCE	<u>(416,648)</u>	<u>(1)</u>	
2011-12 Program Budget	2,388,317	23	
Changes in Salaries, Expense, Equipment and Special	<u>(416,648)</u>	<u>(1)</u>	
2012-13 PROGRAM BUDGET	<u>1,971,669</u>	<u>22</u>	

General Administration and Support

This program provides management and administrative support, including budget development, personnel administration, systems and clerical support.

Program Changes	Direct Cost	Posi- tions	Total Cost
Changes in Salaries, Expense, Equipment and Special			
24 . Apportionment of Changes Applicable to Various Programs Related costs consist of employee benefits Related Costs: \$(36,713)	(795,842)	(2)	(832,555)
Transfer of Services			
25 . Human Resources Consolidation - Phase I Transfer human resource functions to the Personnel Department in accordance with Council File 11-0261-S1.	-	-	-
TOTAL GENERAL ADMINISTRATION AND SUPPORT	<u>(795,842)</u>	<u>(2)</u>	
2011-12 Program Budget	2,707,965	17	
Changes in Salaries, Expense, Equipment and Special	<u>(795,842)</u>	<u>(2)</u>	
2012-13 PROGRAM BUDGET	<u>1,912,123</u>	<u>15</u>	

**BUREAU OF CONTRACT ADMINISTRATION
DETAIL OF CONTRACTUAL SERVICES ACCOUNT**

2011-12 Contract Amount	Program/Code/Description	2012-13 Contract Amount
Construction Inspection - FG7601		
\$ 37,555	1. Rental/maintenance of photocopiers.....	\$ 37,555
1,402	2. Maintenance of electronic typewriters.....	1,402
55,414	3. Software maintenance agreements.....	61,814
3,567	4. Records storage.....	3,567
4,649	5. Business research service.....	4,649
<hr/>		<hr/>
\$ 102,587	Construction Inspection Total	\$ 108,987
Contract Compliance - FG7602		
\$ 4,909	6. Rental/maintenance of photocopiers.....	\$ 4,909
136	7. Maintenance of electronic typewriters.....	136
6,439	8. Software maintenance agreements.....	6,839
409	9. Records storage.....	409
545	10. Business research service.....	545
<hr/>		<hr/>
\$ 12,438	Contract Compliance Total	\$ 12,838
General Administration and Support - FG7650		
\$ 2,933	11. Rental/maintenance of photocopiers.....	\$ 2,933
82	12. Maintenance of electronic typewriters.....	82
4,170	13. Software maintenance agreements.....	4,170
245	14. Records storage.....	245
326	15. Business research service.....	326
<hr/>		<hr/>
\$ 7,756	General Administration and Support Total	\$ 7,756
<hr/>		<hr/>
\$ 122,781	TOTAL CONTRACTUAL SERVICES ACCOUNT	\$ 129,581
<hr/>		<hr/>

BUREAU OF CONTRACT ADMINISTRATION TRAVEL AUTHORITY

2011-12 Amount	Auth. No.	Trip Category Trip-Location-Date	2012-13 Amount	Auth. No.
A. Conventions				
\$ - *	1	1. International Public Works Congress & Expo (APWA) Anaheim, CA - August 26-29, 2012, 4 days	\$ - *	1
- *	1	2. American Construction Association Annual Symposium Las Vegas, NV - November 2012, 1 day	- *	1
<u>\$ -</u>	<u>2</u>	TOTAL CONVENTION TRAVEL	<u>\$ -</u>	<u>2</u>
B. Business				
\$ - *	1	3. California Association of Equal Rights Professionals Sacramento, CA - June 2013, 3 days	\$ - *	1
- *	-	4. American Association for Affirmative Action Conference Washington, DC - June 2013, 2 days	- *	1
- *	1	5. American Contract Compliance Association Annual National Training Institute, Bloomington, MN - August 16-21, 2012, 6 days	- *	1
- *	1	6. Maintaining Asphalt Pavements Las Vegas, NV - December 2012, 2 days	- *	1
- *	1	7. Improving Public Works Construction Inspection Skills Course, Las Vegas, NV - December 2012, 2 days	- *	1
- *	1	8. Concrete Basics I, II, III (World of Concrete) Las Vegas, NV - January 2013, 4 days	- *	1
- *	1	9. Trenching and Excavation (OSHA 3010) San Diego, CA - October 2012, 3 days	- *	1
- *	1	10. Fall Protection (OSHA 3110) San Diego, CA - October 2012, 4 days	- *	1
- *	4	11. Annual Prevailing Wage & Labor Law Compliance Seminar Palm Springs, CA - Dates not yet determined, 2 days	- *	4
- *	1	12. Public Sector EEO and Employment Law Conference San Francisco, CA - August 2012, 2 days	- *	2
- *	-	13. Project Labor Agreements (PLA) Annual Training Seminar Washington, DC - December 2012, 3 days	- *	1
- *	-	14. North American Society for Trenchless Technology (NASTT) Nashville, TN - March 2013, 4 days	- *	1
- *	-	15. Underground Technology Conference San Antonio, TX - June 2013, 3 days	- *	2

**BUREAU OF CONTRACT ADMINISTRATION
TRAVEL AUTHORITY**

2011-12 Amount	Auth. No.	Trip Category Trip-Location-Date	2012-13 Amount	Auth. No.
B. Business continued				
- *	-	16. Rapid Excavation and Tunneling Conference (RETC) Washington, DC - June 23-26, 3 days	- *	2
- *	-	17. FORUM 2013 (National Forum for Black Public Administrators Annual Conference) Atlanta, GA - April 2013, 5 days	- *	1
<u>- *</u>	<u>2</u>	18. Undesignated Business Meetings	<u>- *</u>	<u>-</u>
<u>\$ -</u>	<u>14</u>	TOTAL BUSINESS TRAVEL	<u>\$ -</u>	<u>21</u>
<u><u>\$ -</u></u>	<u><u>16</u></u>	TOTAL TRAVEL EXPENSE ACCOUNT	<u><u>\$ -</u></u>	<u><u>23</u></u>

* Trip authorized but not funded.

BUREAU OF CONTRACT ADMINISTRATION

Position Counts			Code	Title	2012-13 Salary Range and Annual Salary	
2011-12	Change	2012-13				
<u>GENERAL</u>						
<u>Regular Positions</u>						
1	-	1	1223-1	Accounting Clerk I	2260	(47,188- 58,610)
1	-	1	7298	Assistant Director Bureau Contract Administration	6606	(137,933-171,362)
7	-	7	4208-4	Assistant Inspector IV	2583(4)	(63,475- 67,003)**
4	-	4	7296	Chief Construction Inspector	5166	(107,866-134,007)
1	-	1	9182	Chief Management Analyst	5994	(125,154-155,493)
1	-	1	7237	Civil Engineer	4249	(88,719-110,225)**
1	-	1	1358	Clerk Typist	1829	(38,189- 47,460)
91	-	91	7291	Construction Inspector	3187(3)	(74,186- 82,684)**
1	-	1	9165-2	Contract Compliance Program Manager II	5514	(115,132-143,048)
1	-	1	1117-3	Executive Administrative Assistant III	3167	(66,126- 82,162)
1	-	1	0202	Inspector of Public Works		(188,483)****
8	-	8	9184-1	Management Analyst I	2736	(57,127- 70,992)*
5	(1)	4	9184-2	Management Analyst II	3228	(67,400- 83,749)*
2	-	2	1539	Management Assistant	2294	(47,898- 59,528)*
1	-	1	1170-1	Payroll Supervisor I	2926	(61,094- 75,898)*
1	-	1	1201	Principal Clerk	2547	(53,181- 66,064)*
16	-	16	7297	Principal Construction Inspector	4156	(86,777-107,824)*
7	(2)	5	1368	Senior Clerk Typist	2260	(47,188- 58,610)
64	-	64	7294	Senior Construction Inspector	3533(3)	(82,225- 91,663)**
3	-	3	4223	Senior Electrical Inspector	3533(3)	(82,225- 91,663)**
5	-	5	9171-1	Senior Management Analyst I	3813	(79,615- 98,908)*
3	-	3	1597-1	Senior Systems Analyst I	3817	(79,698- 99,012)*
1	-	1	1597-2	Senior Systems Analyst II	4724	(98,637-122,544)*
1	-	1	1599	Systems Aide	2294	(47,898- 59,528)*
3	-	3	1596-2	Systems Analyst II	3228	(67,400- 83,749)*
230	(3)	227				

Regular
Positions

Total 227

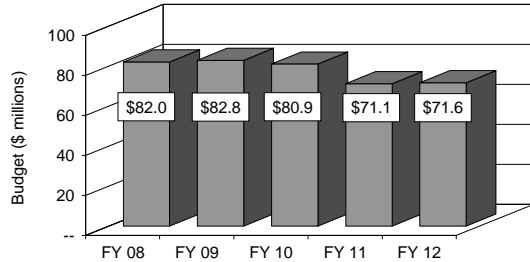
THIS PAGE INTENTIONALLY LEFT BLANK

BUREAU OF ENGINEERING

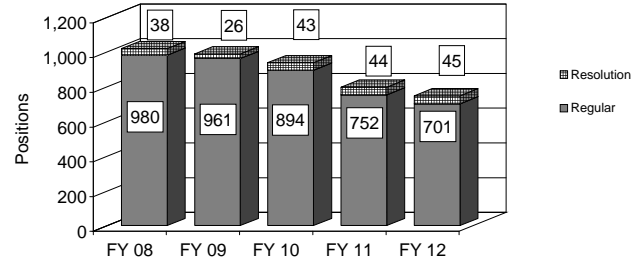
2012-13 Proposed Budget

FIVE YEAR HISTORY OF BUDGET AND POSITION AUTHORITIES

FIVE YEAR BUDGET HISTORY



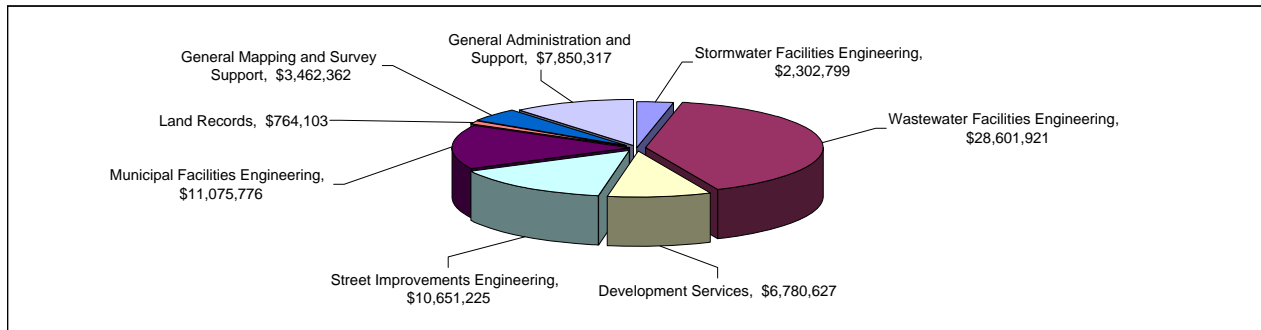
FIVE YEAR POSITION AUTHORITY HISTORY



SUMMARY OF FY 2012-13 PROPOSED BUDGET CHANGES

	Total Budget			General Fund			Special Fund		
		Regular	Resolution		Regular	Resolution		Regular	Resolution
FY 11-12 Adopted	\$ 71,567,612	701	45	\$ 25,286,152 35%	264	3	\$ 46,281,460 65%	437	42
FY 12-13 Proposed	\$ 71,489,130	684	57	\$ 25,405,679 36%	242	1	\$ 46,083,451 64%	442	56
Change from Prior Year	\$ (78,482)	(17)	12	\$ 119,527	(22)	(2)	\$ (198,009)	5	14

2012-13 FUNDING DISTRIBUTION BY PROGRAM



MAIN BUDGET ITEMS

	Funding	Positions
◆ Deletion of General Funded Vacancies	\$ (979,260)	(12)
◆ Human Resources Consolidation - Phase I	\$ (326,927)	(4)
◆ Reduction of One-Time Expense Funding	\$ (599,221)	-
◆ Metro/Expo Authority Annual Work Program	\$ 1,632,894	15
◆ Transportation Grant Fund Annual Work Program	\$ 2,947,778	29
◆ Storm Damage Repair Program	\$ 470,016	5
◆ Survey Support for Street Resurfacing Program	\$ 477,520	6
◆ Los Angeles River Revitalization Master Plan	\$ 232,694	2

Recapitulation of Changes

	Adopted Budget 2011-12	Total Budget Changes	Budget Appropriation 2012-13
EXPENDITURES AND APPROPRIATIONS			
Salaries			
Salaries General	64,330,926	2,847,359	67,178,285
Overtime General	1,258,191	100,000	1,358,191
Total Salaries	65,589,117	2,947,359	68,536,476
Expense			
Printing and Binding	91,402	-	91,402
Construction Expense	52,362	-	52,362
Contractual Services	1,130,024	104,697	1,234,721
Field Equipment Expense	67,629	-	67,629
Transportation	99,252	3,150	102,402
Office and Administrative	1,398,216	12,800	1,411,016
Operating Supplies	243,122	-	243,122
Total Expense	3,082,007	120,647	3,202,654
Special			
Early Retirement Incentive Program Payout	2,896,488	(2,896,488)	-
Total Special	2,896,488	(2,896,488)	-
Total Bureau of Engineering	71,567,612	171,518	71,739,130

SOURCES OF FUNDS

General Fund	25,286,152	119,527	25,405,679
Special Gas Tax Street Improvement Fund (Sch 5)	4,508,897	(113,550)	4,395,347
Stormwater Pollution Abatement Fund (Sch. 7)	2,724,459	(219,429)	2,505,030
Mobile Source Air Poll. Reduction Fund (Sch. 10)	100,759	535	101,294
Sewer Capital (Sch. 14)	35,146,402	(1,363,349)	33,783,053
St. Light. Maint. Assessment Fund (Sch. 19)	82,973	595	83,568
Prop. C Anti-Gridlock Transit Fund (Sch. 27)	3,697,970	1,497,189	5,195,159
Landfill Maintenance Special Fund (Sch. 38)	-	-	-
Bldg and Safety Enterprise Fund (Sch. 40)	20,000	-	20,000
Measure R Local Return (Sch 49)	-	250,000	250,000
Total Funds	71,567,612	171,518	71,739,130
Percentage Change24%
Positions	701	(17)	684

Changes Applicable to Various Programs

The following changes involve two or more budgetary programs. These changes are explained below and apportioned as single entries in the affected programs. Single-program changes are shown only in the programs involved.

Program Changes	Direct Cost	Posi- tions	Total Cost
Changes in Salaries, Expense, Equipment and Special			
Obligatory Changes			
1 . 2011-12 Employee Compensation Adjustment Related costs consist of employee benefits. SG \$9,497 Related Costs: \$2,435	9,497	-	11,932
2 . 2012-13 Employee Compensation Adjustment Related costs consist of employee benefits. SG \$310,756 Related Costs: \$79,678	310,756	-	390,434
3 . Salary Step Plan and Turnover Effect Related costs consist of employee benefits. SG \$251,336 Related Costs: \$64,441	251,336	-	315,777
4 . Change in Number of Working Days Reduce funding to reflect one less working day. Related costs consist of employee benefits. SG \$(243,513) Related Costs: \$(62,438)	(243,513)	-	(305,951)
5 . Negotiated Unpaid Holidays Reduce funding in the Salaries General account to reflect unpaid holidays for civilian employees represented by certain bargaining units. SG \$(5,223)	(5,223)	-	(5,223)
6 . Full Funding for Partially Financed Positions This includes the restoration of work day reductions adopted as part of the Fiscal Year 2011-12 Budget. SG \$2,837,400	2,837,400	-	2,837,400
7 . Early Retirement Incentive Program Payout This item removes funding for the final Early Retirement Incentive Program (ERIP) payout, which was completed in 2011-12. SP \$(2,896,488)	(2,896,488)	-	(2,896,488)

Program Changes		Direct Cost	Posi- tions	Total Cost
Changes in Salaries, Expense, Equipment and Special				
Deletion of One-Time Services				
8 .	Deletion of Funding for Resolution Authorities Delete funding for 45 resolution authority positions. Resolution authorities are reviewed annually and continued only if sufficient funding is available to maintain the current service level. Related costs consist of employee benefits. 42 positions are continued: Storm Damage Repair Program (Five positions) Transportation Grant Fund Annual Work Program (29 positions) Survey Support for Street Resurfacing Program (Six positions) Los Angeles River Revitalization Master Plan (Two positions) Three positions are not continued: Signal Synchronization Support (One position) Zoo Capital Program (Two positions) SG \$(4,183,137) Related Costs: \$(1,072,556)	(4,183,137)	-	(5,255,693)
9 .	Deletion of One-Time Expense Funding Delete one-time funding for 2011-12 expense items. SOT \$(191,918); EX \$(22,000)	(213,918)	-	(213,918)
Efficiencies to Services				
10 .	Miscellaneous Personnel Adjustments Delete funding and regular authority for one Senior Civil Engineer and one Clerk and add funding and regular authority for one Principal Civil Engineer to provide the appropriate level of supervision over the Mapping and Land Records Division. Related costs consist of employee benefits. SG \$(14,604) Related Costs: \$(14,340)	(14,604)	(1)	(28,944)
11 .	Deletion of General Fund Vacancies Delete funding and regular position authority for 12 positions due to the City's financial constraints. The service level impacts will be minimal as the positions are vacant and the workload has been absorbed by existing employees. Related cost consists of employee benefits. SG \$(979,260) Related Costs: \$(378,204)	(979,260)	(12)	(1,357,464)
Transfer of Services				
12 .	Human Resources Consolidation - Phase I Transfer funding and regular authority for four positions to the Personnel Department to implement Phase I of the consolidation of human resource functions (C.F. 11-0261-S1). See related item in the Personnel Department Blue Book. Related costs consist of employee benefits. SG \$(326,927) Related Costs: \$(126,212)	(326,927)	(4)	(453,139)
TOTAL CHANGES APPLICABLE TO VARIOUS PROGRAMS		(5,454,081)	(17)	

Stormwater Facilities Engineering

This program plans and designs the stormwater drainage system of the City and is financed from the Stormwater Pollution Abatement Fund.

Program Changes	Direct Cost	Posi- tions	Total Cost
Changes in Salaries, Expense, Equipment and Special			
13 . Apportionment of Changes Applicable to Various Programs Related costs consist of employee benefits Related Costs: \$(1,069,436)	246,669	-	(822,767)
Efficiencies to Services			
14 . Reduction of One-Time Expense Funding Reduce funding in the amount of \$240,000 from the General Salaries account and \$145,303 from the Contractual Services account, as a one-time reduction, due to the fiscal constraints within the Stormwater Pollution Abatement Fund. SG \$(240,000); EX \$(145,303)	(385,303)	-	(385,303)
TOTAL STORMWATER FACILITIES ENGINEERING	(138,634)	-	
2011-12 Program Budget	2,441,433	26	
Changes in Salaries, Expense, Equipment and Special	(138,634)	-	
2012-13 PROGRAM BUDGET	2,302,799	26	

Wastewater Facilities Engineering

This program plans, surveys, designs and regulates construction of wastewater and sewage disposal facilities. This program is financed from the Sewer Construction and Maintenance Fund.

Program Changes	Direct Cost	Posi- tions	Total Cost
Changes in Salaries, Expense, Equipment and Special			
15 . Apportionment of Changes Applicable to Various Programs Related costs consist of employee benefits Related Costs: \$5,507	62,812	(1)	68,319
TOTAL WASTEWATER FACILITIES ENGINEERING	<u>62,812</u>	<u>(1)</u>	
2011-12 Program Budget	28,539,109	306	
Changes in Salaries, Expense, Equipment and Special	<u>62,812</u>	<u>(1)</u>	
2012-13 PROGRAM BUDGET	<u>28,601,921</u>	<u>305</u>	

Development Services

This program provides fee supported permits and engineering services to private developers. These permits and services are primarily related to infrastructure improvements within the public right-of-way that are conditions of approval for development projects. Permits and services are also provided for voluntary improvements. In addition, this program provides fee supported pre-development services. This program was previously titled Privately Financed Improvements Engineering.

Program Changes	Direct Cost	Posi- tions	Total Cost
Changes in Salaries, Expense, Equipment and Special			
16 . Apportionment of Changes Applicable to Various Programs	605,009	(2)	568,925
Related costs consist of employee benefits			
Related Costs: \$(36,084)			
TOTAL DEVELOPMENT SERVICES	605,009	(2)	
2011-12 Program Budget	6,175,618	74	
Changes in Salaries, Expense, Equipment and Special	605,009	(2)	
2012-13 PROGRAM BUDGET	6,780,627	72	

Street Improvements Engineering

This program plans, surveys, designs and monitors construction of improvements to the City Street System.

Program Changes	Direct Cost	Posi- tions	Total Cost
Changes in Salaries, Expense, Equipment and Special			
17 . Apportionment of Changes Applicable to Various Programs Related costs consist of employee benefits Related Costs: \$5,879	(3,851,227)	-	(3,845,348)
Continuation of Services			
18 . Storm Damage Repair Program Continue funding and resolution authority for five positions for the Storm Damage Repair Program to continue working on storm damage projects. These positions include one Civil Engineer/Project Manager I, two Civil Engineering Associate IIIs, and two Land Surveying Assistants. These positions are funded by the Special Gas Tax Street Improvement Fund and may be eligible for disaster assistance reimbursements. Related costs consist of employee benefits. SG \$470,016 Related Costs: \$173,496	470,016	-	643,512
19 . Transportation Grant Fund Annual Work Program Continue funding and resolution authority for 29 positions to support the Transportation Grant Fund Annual Work Program. These positions include one Engineering Designer II, three Civil Engineers, six Civil Engineering Associate (CEA) IIs, nine CEA IIIs, one Landscape Architectural Associate III, one Structural Engineer, five Structural Engineering Associate IIIs, two Land Surveying Assistants, and one Senior Management Analyst I. Funding for these positions, including overtime and office and administrative expenses, is provided by the Proposition C Anti-Gridlock Transit Improvement Fund. Related costs consist of employee benefits. SG \$2,755,860; SOT \$191,918 Related Costs: \$1,013,832	2,947,778	-	3,961,610

Program Changes		Direct Cost	Posi- tions	Total Cost
Changes in Salaries, Expense, Equipment and Special				
Continuation of Services				
20 .	Metro/Expo Authority Annual Work Program Add funding and resolution authority for 15 positions to support the Los Angeles Metropolitan Transportation/Exposition Line Construction Authority (Metro/Expo) Annual Work Program. These positions include one Senior Civil Engineer, one Civil Engineer, one Geotechnical Engineer I, two Civil Engineering Associate (CEA) IVs, five CEA IIIs, one Structural Engineering Associate (SEA) IV, one SEA III, one Survey Party Chief II, one Management Analyst II, and one Office Engineering Technician III. These positions will review and approve designs for projects to ensure compliance with City design standards. Four positions were authorized by Council in 2008-09 and 2009-10 (C.F. 09-0171) and the remaining 11 positions were authorized by Council in 2011-12 (C.F. 11-1807). Front funding will be provided from the Proposition C Anti-Gridlock Transit Improvement Fund and the costs of these positions and all expenses are fully reimbursed by Metro/Expo. Related costs consist of employee benefits. <i>SG \$1,495,944; SOT \$100,000; EX \$36,950</i> Related Costs: \$542,496	1,632,894	-	2,175,390
21 .	Survey Support for Street Resurfacing Program Continue funding and resolution authority for six positions that staff two survey crews to support the street resurfacing program. These positions include two Field Engineering Aides, two Land Surveying Assistants, and two Survey Party Chief IIs. Funding is also continued for field equipment expenses. Since 2009-10, appropriations and funding for these positions were provided through interim reports on American Recovery and Reinvestment Act (ARRA) projects (C.F. 09-0648-S12). Since the ARRA projects are nearing completion, these positions and expenses are continued with Special Gas Tax Street Improvement (Gas Tax) funds. These two crews, one crew of regular positions, and funding for hiring hall workers provided in the Capital Improvement Expenditure Program provide survey support for 235 miles of street resurfacing. Related costs consist of employee benefits. <i>SG \$476,520; EX \$1,000</i> Related Costs: \$185,760	477,520	-	663,280

Program Changes	Direct Cost	Posi- tions	Total Cost
Changes in Salaries, Expense, Equipment and Special			
Increased Services			
22 . Pavement Preservation Plan Support	250,000	-	250,000
Add \$250,000 in one-time expense funding from the Measure R Local Return Fund to support an additional 65 miles of resurfacing and slurry seal. The 2012-13 Proposed Budget will increase the Pavement Preservation Plan's mileage by 65 miles to 800 miles. <i>EX \$250,000</i>			
TOTAL STREET IMPROVEMENTS ENGINEERING	<u>1,926,981</u>	-	
2011-12 Program Budget	8,974,244	49	
Changes in Salaries, Expense, Equipment and Special	<u>1,926,981</u>	-	
2012-13 PROGRAM BUDGET	<u>10,901,225</u>	49	

Municipal Facilities Engineering

This program provides design services for new City facilities and modifications to existing City facilities and coordinates activities of private contractors and architects.

Program Changes	Direct Cost	Posi- tions	Total Cost
Changes in Salaries, Expense, Equipment and Special			
23 . Apportionment of Changes Applicable to Various Programs Related costs consist of employee benefits Related Costs: \$(203,197)	60,720	(6)	(142,477)
Continuation of Services			
24 . Los Angeles River Revitalization Master Plan Continue funding and resolution authority for one Environmental Supervisor II and one Senior Civil Engineer to support the Los Angeles River Revitalization Master Plan implementation. These positions are funded by the General Fund and the Stormwater Pollution Abatement Fund. Related costs consist of employee benefits. SG \$232,694 Related Costs: \$21,192	232,694	-	253,886
Other Changes or Adjustments			
25 . Consolidation of General Public Improvements Transfer funding and regular authority for 14 positions and funding from the Printing and Binding, Transportation, Office and Administrative Expenses, and Operating Supplies accounts from General Public Improvements to Municipal Facilities Engineering to reflect the appropriate organization structure for the Department. The positions consist of one Senior Clerk Typist, one Management Assistant, one Senior Real Estate Officer, one Geographic Information Systems Supervisor II, one Civil Engineer, one Geotechnical Engineer II, one Civil Engineering Associate II, two Civil Engineering Associate IIIs, two Civil Engineering Associate IVs, one Senior Management Analyst II, and two Management Analyst IIs. There is no net change to the funding provided to the Department. See related item in General Public Improvements Engineering. Related cost consists of employee benefits. SG \$1,286,641; EX \$28,205 Related Costs: \$478,196	1,314,846	14	1,793,042
TOTAL MUNICIPAL FACILITIES ENGINEERING	1,608,260	8	
2011-12 Program Budget	9,467,516	97	
Changes in Salaries, Expense, Equipment and Special	1,608,260	8	
2012-13 PROGRAM BUDGET	11,075,776	105	

General Public Improvements Engineering

This program provides general engineering services related to public improvements which are not fee supported.

Program Changes	Direct Cost	Posi- tions	Total Cost
Changes in Salaries, Expense, Equipment and Special			
26 . Apportionment of Changes Applicable to Various Programs Related costs consist of employee benefits Related Costs: \$1,680	139,653	-	141,333
Other Changes or Adjustments			
27 . Consolidation of General Public Improvements Transfer funding and regular authority for 14 positions and funding from the Printing and Binding, Transportation, Office and Administrative Expenses, and Operating Supplies accounts from General Public Improvements to Municipal Facilities Engineering to reflect the appropriate organization structure for the Department. The positions consist of one Senior Clerk Typist, one Management Assistant, one Senior Real Estate Officer, one Geographic Information Systems Supervisor II, one Civil Engineer, one Geotechnical Engineer II, one Civil Engineering Associate II, two Civil Engineering Associate IIIs, two Civil Engineering Associate IVs, one Senior Management Analyst II, and two Management Analyst IIs. There is no net change to the funding provided to the Department. See related item in Municipal Facilities Engineering. Related cost consists of employee benefits. <i>SG \$(1,286,641); EX \$(28,205)</i> Related Costs: \$(478,196)	(1,314,846)	(14)	(1,793,042)
TOTAL GENERAL PUBLIC IMPROVEMENTS ENGINEERING	<u>(1,175,193)</u>	<u>(14)</u>	
2011-12 Program Budget	1,175,193	14	
Changes in Salaries, Expense, Equipment and Special	<u>(1,175,193)</u>	<u>(14)</u>	
2012-13 PROGRAM BUDGET	<u>-</u>	<u>-</u>	

Land Records

This program provides for maintenance of title ownership records of real property within the City.

Program Changes	Direct Cost	Posi- tions	Total Cost
Changes in Salaries, Expense, Equipment and Special			
28 . Apportionment of Changes Applicable to Various Programs	4,619	(1)	(21,709)
Related costs consist of employee benefits			
Related Costs: \$(26,328)			
TOTAL LAND RECORDS	4,619	(1)	
2011-12 Program Budget	759,484	10	
Changes in Salaries, Expense, Equipment and Special	4,619	(1)	
2012-13 PROGRAM BUDGET	764,103	9	

General Mapping and Survey Support

This program prepares, maintains and reproduces maps required to support programs of the Bureau and other City agencies. Also, this program surveys and collects, calculates and records survey data in support of the Bureau's operating programs.

Program Changes	Direct Cost	Posi- tions	Total Cost
Changes in Salaries, Expense, Equipment and Special			
29 . Apportionment of Changes Applicable to Various Programs	(38,035)	(3)	(136,747)
Related costs consist of employee benefits			
Related Costs: \$(98,712)			
TOTAL GENERAL MAPPING AND SURVEY SUPPORT	<u>(38,035)</u>	<u>(3)</u>	
2011-12 Program Budget	3,500,397	42	
Changes in Salaries, Expense, Equipment and Special	<u>(38,035)</u>	<u>(3)</u>	
2012-13 PROGRAM BUDGET	<u>3,462,362</u>	<u>39</u>	

General Administration and Support

This program provides management and administrative support functions including Bureau management and administration and other ancillary or support activities which cannot be attributed to an operating program.

Program Changes	Direct Cost	Posi- tions	Total Cost
Changes in Salaries, Expense, Equipment and Special			
30 . Apportionment of Changes Applicable to Various Programs	(2,684,301)	(4)	(2,770,806)
Related costs consist of employee benefits			
Related Costs: \$(86,505)			
TOTAL GENERAL ADMINISTRATION AND SUPPORT	<u>(2,684,301)</u>	<u>(4)</u>	
2011-12 Program Budget	10,534,618	83	
Changes in Salaries, Expense, Equipment and Special	<u>(2,684,301)</u>	<u>(4)</u>	
2012-13 PROGRAM BUDGET	<u>7,850,317</u>	<u>79</u>	

**BUREAU OF ENGINEERING
DETAIL OF CONTRACTUAL SERVICES ACCOUNT**

2011-12 Contract Amount	Program/Code/Description	2012-13 Contract Amount
Stormwater Facilities Engineering - BE7802		
This Program is funded from the Stormwater Pollution Abatement Fund.		
\$ 40,000	1. Equipment lease and maintenance.....	\$ 40,000
33,500	2. Software maintenance.....	33,500
10,000	3. Mailing services.....	9,000
144,474	4. Stormwater Emergency Engineering Services.....	171
<u>\$ 227,974</u>	Stormwater Facilities Engineering Total	<u>\$ 82,671</u>
Development Services - BD7804		
\$ 3,000	5. County assessor.....	\$ 3,000
16,490	6. Cash register maintenance.....	16,490
4,719	7. Underground service alert.....	4,719
6,500	8. Maintenance of reconditioned reader/printers.....	6,500
<u>\$ 30,709</u>	Development Services Total	<u>\$ 30,709</u>
Street Improvements Engineering - CA7805		
\$ 7,341	9. Equipment maintenance.....	\$ 7,341
1,200	10. Archeological surveys.....	1,200
4,370	11. Court Reporting.....	4,370
-	12. Survey Support for Street Resurfacing.....	250,000
<u>\$ 12,911</u>	Street Improvements Engineering Total	<u>\$ 262,911</u>
Municipal Facilities Engineering - FH7807		
\$ 18,000	13. Archeological and Technical Services.....	\$ 18,000
7,665	14. Equipment lease and maintenance.....	7,665
<u>\$ 25,665</u>	Municipal Facilities Engineering Total	<u>\$ 25,665</u>
General Mapping and Survey Support - CA7849		
\$ -	15. Aerial surveys.....	\$ -
6,792	16. Various services.....	6,792
15,000	17. Real time access to GPS data and station metadata.....	15,000
<u>\$ 21,792</u>	General Mapping and Survey Support Total	<u>\$ 21,792</u>
General Administration and Support - CA7850		
\$ 402,246	18. Equipment lease and maintenance.....	\$ 402,246
1,180	19. Lab tests.....	1,180
14,000	20. CADD application support and training.....	14,000
212,950	21. CADD equipment maintenance.....	212,950
11,456	22. Microfilm storage.....	11,456
28,640	23. Software and peripherals.....	28,640

**BUREAU OF ENGINEERING
DETAIL OF CONTRACTUAL SERVICES ACCOUNT**

2011-12 Contract Amount	Program/Code/Description	2012-13 Contract Amount
General Administration and Support (continued)		
\$ 20,000	24. Facilities services.....	\$ 20,000
<u>20,000</u>	25. Safety/Cal Osha Related Safety Training.....	<u>20,000</u>
<u>\$ 710,472</u>	General Administration and Support Total	<u>\$ 710,472</u>
Land Records - FI7810		
\$ 7,027	26. Photocopier rental.....	\$ 7,027
25,104	27. TICOR title research.....	25,104
5,670	28. Microfilm reader maintenance.....	5,670
2,700	29. Microfilm subscription for Building and Safety Department records.....	2,700
<u>60,000</u>	30. Property Ownership Records Streamlining.....	<u>60,000</u>
<u>\$ 100,501</u>	Land Records Total	<u>\$ 100,501</u>
<u>\$ 1,130,024</u>	TOTAL CONTRACTUAL SERVICES ACCOUNT	<u>\$ 1,234,721</u>

**ENGINEERING - SEWER AND CONSTRUCTION MAINTENANCE FUND
 DETAIL OF CONTRACTUAL SERVICES ACCOUNT**

2011-12 Contract Amount	Program/Code/Description	2012-13 Contract Amount
	Wastewater Facilities Engineering - BF7803	
\$ 20,000	1. Telecommunications.....	\$ 20,000
200,800	2. CADD application support and training.....	200,800
186,000	3. CADD equipment maintenance.....	186,000
104,340	4. Miscellaneous equipment lease.....	104,340
158,343	5. Copier lease/maintenance.....	158,343
20,000	6. Safety/Cal Osha Related Training.....	20,000
<hr/>		<hr/>
\$ 689,483	WASTEWATER FACILITIES ENGINEERING TOTAL	\$ 689,483
<hr/>		<hr/>
\$ 689,483	TOTAL ENGINEERING - SEWER CONSTRUCTION & MAINTENANCE FUND CONTRACTUAL SERVICES ACCOUNT	\$ 689,483
<hr/>		<hr/>

BUREAU OF ENGINEERING TRAVEL AUTHORITY

2011-12 Amount	Auth. No.	Trip Category Trip-Location-Date	2012-13 Amount	Auth. No.
A. Conventions				
\$ -	-	1. None	\$ -	-
\$ -	-	TOTAL CONVENTION TRAVEL	\$ -	-
B. Business				
\$ - *	2	2. Greenbuild International Conference and Exposition, 3 days	\$ - *	2
- *	2	3. Institute of Electrical and Electronic Engineers, 3 days	- *	2
- *	2	4. American Congress of Surveying and Mapping, 6 days	- *	2
- *	1	5. URISA Address Conference, 4 days	- *	1
- *	2	6. California Land Surveyors Association, 6 days	- *	2
- *	2	7. National AIA Conference, 3 days	- *	2
- *	2	8. Annual Conference of Association of State Floodplain Managers, 5 days	- *	2
- *	5	9. California GIS Conference, 2 days	- *	5
- *	2	10. ASCE Earthquake Seminar, 2 days	- *	2
- *	2	11. ASLA Annual Meeting, 4 days	- *	2
- *	1	12. NRPA Congress and Exposition, 5 days	- *	1
- *	2	13. California Association of Environmental Professionals Annual Conference, 4 days	- *	2
- *	2	14. Various Conferences and Meetings in Sacramento, Multiple days	- *	2
-	-	15. American Institute of Architects Annual Convention, 3 days	- *	2
-	-	16. USGBC Greenbuild Conference, 3 days	- *	2
-	-	17. American Society of Landscape Architects Annual Meeting, 3 days	- *	2
\$ -	27	TOTAL BUSINESS TRAVEL	\$ -	33
\$ -	27	TOTAL TRAVEL EXPENSE ACCOUNT	\$ -	33

* Trip authorized but not funded.

BUREAU OF ENGINEERING - WASTEWATER TRAVEL AUTHORITY

2011-12 Amount	Auth. No.	Trip Category Trip-Location-Date	2012-13 Amount	Auth. No.
A. Conventions				
\$ -	-	1. None	\$ -	-
<u>\$ -</u>	<u>-</u>	TOTAL CONVENTION TRAVEL	<u>\$ -</u>	<u>-</u>
B. Business				
\$ - *	2	2. American Public Works Association Congress, 4 days Anaheim, CA	\$ -	-
- *	1	3. ASTM International Committee Meetings, 4 days, Conshohocken, PA	-	-
- *	2	4. No-Dig NASTT Annual Conference, 5 days, Nashville, TN	- *	6
-	-	5. WEF Stormwater Symposium, 3 days, Baltimore, MD	- *	2
-	-	6. WEF Wastewater Conference, 4 days, New Orleans, LA	- *	3
- *	4	7. WEFTEC National Conference, 5 days, New Orleans, LA	- *	7
- *	2	8. ASCE Pipeline Conference, 5 days, Atlanta, GA	- *	2
- *	2	9. California Land Surveyors Association Conference, 3 days, San Diego, CA	- *	2
- *	2	10. ACSM & CLSA Conference & Tech Exhibit, 1 day	-	-
- *	2	11. Treatment Plant Inspections, various locations & days	-	-
- *	2	12. Pipe Testing Inspection, 2 days, various locations	- *	4
- *	2	13. Underground Construction Technology Conference, 3 days	-	-
- *	2	14. No Dig NASTT Board Meetings, 4 days	-	-
- *	2	15. ASCE Instrumentation and Modeling, 2 days	-	-
- *	1	16. American Congress of Survey & Mapping Conference, 5 days San Diego, CA	- *	2
- *	2	17. Association of Environmental Professionals Conference, 4 days San Diego, CA	- *	2
- *	2	18. California Water Environmental Association Conference, 4 days Sacramento, CA	- *	4
- *	1	19. LS Tech Industry Advisory Board Meetings, 3 days, Ruston, LA	- *	1

**BUREAU OF ENGINEERING - WASTEWATER
TRAVEL AUTHORITY**

2011-12 Amount	Auth. No.	Trip Category Trip-Location-Date	2012-13 Amount	Auth. No.
B. Business (Continued)				
\$ - *	2	20. N. American Tunneling Conference, 5 days, Indianapolis, IN	\$ - *	2
- *	2	21. Rapid Excavation and Tunneling Conference, 4 days San Francisco, CA	- *	3
- *	1	22. Structural Engineer Association of S. California, 4 days San Francisco, CA	-	-
- *	1	23. ASCE Annual Civil Engineer Conference, 3 days San Francisco, CA	-	-
- *	2	24. Alternative Delivery Methods, 3 days, Phoenix, AZ	-	-
- *	3	25. Water Reuse Association, 2 days, Sacramento, CA	- *	2
- *	2	26. Design-Build Institute of America, 2 days, Phoenix, AZ	- *	2
<u>\$ 38,527</u>	<u>44</u>		<u>\$ 38,527</u>	<u>44</u>
<u>\$ 38,527</u>	<u>44</u>	TOTAL WASTEWATER TRAVEL EXPENSE ACCOUNT	<u>\$ 38,527</u>	<u>44</u>

* Trip authorized but only partially funded by Sewer Construction and Maintenance Fund.

BUREAU OF ENGINEERING

Position Counts			Code	Title	2012-13 Salary Range and Annual Salary	
2011-12	Change	2012-13			2012-13 Salary Range	Annual Salary
<u>GENERAL</u>						
<u>Regular Positions</u>						
2	-	2	1223-1	Accounting Clerk I	2260	(47,188- 58,610)
2	-	2	1223-2	Accounting Clerk II	2386	(49,819- 61,888)
1	(1)	-	3132	Air Conditioning and Sheet Metal Technical Advisor		(100,704)
12	-	12	7925	Architect	4249	(88,719-110,225)**
7	(2)	5	7926-2	Architectural Associate II	3511	(73,309- 91,078)**
6	-	6	7926-3	Architectural Associate III	3910	(81,640-101,435)**
3	-	3	7926-4	Architectural Associate IV	4249	(88,719-110,225)**
2	-	2	7922	Architectural Drafting Technician	2387	(49,840- 61,930)*
2	-	2	7543-1	Building Electrical Engineer I	4496	(93,876-116,635)**
1	(1)	-	7543-2	Building Electrical Engineer II	4998	(104,358-129,664)**
4	-	4	7561-1	Building Mechanical Engineer I	4496	(93,876-116,635)**
1	-	1	9182	Chief Management Analyst	5994	(125,154-155,493)
1	-	1	1949-2	Chief Real Estate Officer II	5994	(125,154-155,493)
1	-	1	9497	City Engineer		(235,839)****
37	-	37	7237	Civil Engineer	4249	(88,719-110,225)**
90	-	90	7246-2	Civil Engineering Associate II	3511	(73,309- 91,078)**
67	-	67	7246-3	Civil Engineering Associate III	3910	(81,640-101,435)**
15	-	15	7246-4	Civil Engineering Associate IV	4249	(88,719-110,225)**
13	-	13	7232	Civil Engineering Drafting Technician	2387	(49,840- 61,930)*
2	(1)	1	1141	Clerk	1760	(36,748- 45,643)
13	(1)	12	1358	Clerk Typist	1829	(38,189- 47,460)
1	-	1	3341	Construction Estimator	3389	(70,762- 87,904)*
1	-	1	9168	Contract Administrator	5246	(109,536-136,074)
1	-	1	7243	Control Systems Engineer	4249	(88,719-110,225)**
1	-	1	7230-2	Control Systems Engineering Associate II	3511	(73,309- 91,078)**
2	-	2	7230-3	Control Systems Engineering Associate III	3910	(81,640-101,435)**
1	-	1	7230-4	Control Systems Engineering Associate IV	4249	(88,719-110,225)**
3	-	3	9490-1	Deputy City Engineer I	6865	(143,341-178,085)
1	-	1	9490-2	Deputy City Engineer II	7652	(159,773-198,506)
1	-	1	9375	Director of Systems	5994	(125,154-155,493)
1	-	1	3337	Electrical Construction Estimator	3389	(70,762- 87,904)*
4	-	4	7525-3	Electrical Engineering Associate III	3910	(81,640-101,435)**
2	-	2	7525-4	Electrical Engineering Associate IV	4249	(88,719-110,225)**
1	-	1	9486	Engineer of Surveys	5994	(125,154-155,493)
4	-	4	7217-1	Engineering Designer I	2901	(60,572- 75,251)*
8	-	8	7217-2	Engineering Designer II	3125	(65,250- 81,056)*
1	-	1	7253-2	Engineering Geologist Associate II	3511	(73,309- 91,078)**
3	-	3	7253-3	Engineering Geologist Associate III	3910	(81,640-101,435)**

BUREAU OF ENGINEERING

Position Counts			Code	Title	2012-13 Salary Range and Annual Salary	
2011-12	Change	2012-13			Annual Salary	Annual Salary
<u>GENERAL</u>						
<u>Regular Positions</u>						
2	-	2	7255-1	Engineering Geologist I	4496	(93,876-116,635)**
2	-	2	7255-2	Engineering Geologist II	4885	(101,998-126,741)**
1	-	1	7320	Environmental Affairs Officer	4749	(99,159-123,212)**
11	-	11	7872	Environmental Engineer	4249	(88,719-110,225)**
3	-	3	7871-2	Environmental Engineering Associate II	3511	(73,309- 91,078)**
9	-	9	7871-3	Environmental Engineering Associate III	3910	(81,640-101,435)**
3	-	3	7871-4	Environmental Engineering Associate IV	4249	(88,719-110,225)**
4	-	4	7310-2	Environmental Specialist II	3511	(73,309- 91,078)**
2	-	2	7304-1	Environmental Supervisor I	3910	(81,640-101,435)**
2	-	2	7304-2	Environmental Supervisor II	4249	(88,719-110,225)**
2	-	2	1117-2	Executive Administrative Assistant II	2955	(61,700- 76,671)
1	-	1	1117-3	Executive Administrative Assistant III	3167	(66,126- 82,162)
16	(1)	15	7228	Field Engineering Aide	2869	(59,904- 74,416)*
15	-	15	7213	Geographic Information Specialist	2782	(58,088- 72,182)*
1	-	1	7211	Geographic Information Systems Chief	4027	(84,083-104,462)*
9	-	9	7214-1	Geographic Information Systems Supervisor I	3119	(65,124- 80,930)*
6	-	6	7214-2	Geographic Information Systems Supervisor II	3468	(72,411- 89,930)*
1	-	1	7239-1	Geotechnical Engineer I	4496	(93,876-116,635)**
2	-	2	7239-2	Geotechnical Engineer II	4885	(101,998-126,741)**
1	-	1	7239-3	Geotechnical Engineer III	5282	(110,288-137,035)**
21	(1)	20	7283	Land Surveying Assistant	3125	(65,250- 81,056)*
3	-	3	7929-1	Landscape Architect I	4249	(88,719-110,225)**
1	-	1	7933-2	Landscape Architectural Associate II	3511	(73,309- 91,078)**
1	-	1	7933-3	Landscape Architectural Associate III	3910	(81,640-101,435)**
2	-	2	9184-1	Management Analyst I	2736	(57,127- 70,992)*
20	(1)	19	9184-2	Management Analyst II	3228	(67,400- 83,749)*
1	-	1	1539	Management Assistant	2294	(47,898- 59,528)*
1	-	1	3342	Mechanical Construction Estimator	3389	(70,762- 87,904)*
1	-	1	7554-2	Mechanical Engineering Associate II	3511	(73,309- 91,078)**
5	-	5	7554-3	Mechanical Engineering Associate III	3910	(81,640-101,435)**
1	-	1	7554-4	Mechanical Engineering Associate IV	4249	(88,719-110,225)**
4	-	4	7212-2	Office Engineering Technician II	2332	(48,692- 60,489)*
3	-	3	7212-3	Office Engineering Technician III	2599	(54,267- 67,442)*
1	-	1	1170-1	Payroll Supervisor I	2926	(61,094- 75,898)*
2	(2)	-	1731-2	Personnel Analyst II	3228	(67,400- 83,749)*
1	(1)	-	1129	Personnel Records Supervisor	2713	(56,647- 70,386)*
1	-	1	7928	Principal Architect	6534	(136,429-169,503)
10	1	11	9489	Principal Civil Engineer	5994	(125,154-155,493)

BUREAU OF ENGINEERING

Position Counts			Code	Title	2012-13 Salary Range and Annual Salary	
2011-12	Change	2012-13				
<u>GENERAL</u>						
<u>Regular Positions</u>						
3	-	3	7219	Principal Civil Engineering Drafting Technician	3125	(65,250- 81,056)*
7	(1)	6	1201	Principal Clerk	2547	(53,181- 66,064)*
4	-	4	1431-3	Programmer/Analyst III	3594	(75,042- 93,229)**
3	-	3	1960-2	Real Estate Officer II	3610	(75,376- 93,625)*
2	-	2	3162-1	Reprographics Operator I	1906	(39,797- 49,422)
3	(1)	2	3162-2	Reprographics Operator II	2161	(45,121- 56,041)
2	-	2	3163-1	Reprographics Supervisor I	2248	(46,938- 58,296)*
1	-	1	1727	Safety Engineer	4008	(83,687-103,961)*
11	(1)	10	1116	Secretary	2455	(51,260- 63,704)
2	-	2	7927	Senior Architect	4998	(104,358-129,664)**
1	-	1	7208	Senior Architectural Drafting Technician	2660	(55,540- 69,008)*
15	(1)	14	9485	Senior Civil Engineer	4998	(104,358-129,664)**
9	-	9	7207	Senior Civil Engineering Drafting Technician	2660	(55,540- 69,008)*
2	-	2	1143	Senior Clerk	2260	(47,188- 58,610)
39	-	39	1368	Senior Clerk Typist	2260	(47,188- 58,610)
2	-	2	7289	Senior Construction Engineer	4998	(104,358-129,664)**
3	-	3	3347	Senior Construction Estimator	3790	(79,135- 98,323)*
4	-	4	7874	Senior Environmental Engineer	4998	(104,358-129,664)**
8	(1)	7	9171-1	Senior Management Analyst I	3813	(79,615- 98,908)*
4	-	4	9171-2	Senior Management Analyst II	4723	(98,616-122,523)*
1	(1)	-	9167-1	Senior Personnel Analyst I	3855	(80,492-100,015)****
3	-	3	1961	Senior Real Estate Officer	3923	(81,912-101,769)*
3	-	3	9425	Senior Structural Engineer	5282	(110,288-137,035)**
2	-	2	7288	Senior Survey Supervisor	4782	(99,848-124,068)*
5	-	5	1597-1	Senior Systems Analyst I	3817	(79,698- 99,012)*
1	-	1	1597-2	Senior Systems Analyst II	4724	(98,637-122,544)*
1	-	1	1947	Senior Title Examiner	2901	(60,572- 75,251)*
7	-	7	7956	Structural Engineer	4496	(93,876-116,635)**
3	-	3	7957-2	Structural Engineering Associate II	3511	(73,309- 91,078)**
12	-	12	7957-3	Structural Engineering Associate III	3910	(81,640-101,435)**
1	-	1	7957-4	Structural Engineering Associate IV	4249	(88,719-110,225)**
19	-	19	7286-1	Survey Party Chief I	3493	(72,933- 90,619)*
6	-	6	7286-2	Survey Party Chief II	3761	(78,529- 97,572)*
4	-	4	7287	Survey Supervisor	4209	(87,883-109,202)*
16	-	16	1596-2	Systems Analyst II	3228	(67,400- 83,749)*
2	-	2	1943	Title Examiner	2599(2)	(57,294- 67,442)*
701	(17)	684				

BUREAU OF ENGINEERING

Position Counts			Code	Title	2012-13 Salary Range and Annual Salary
2011-12	Change	2012-13			
Total		<u>684</u>			

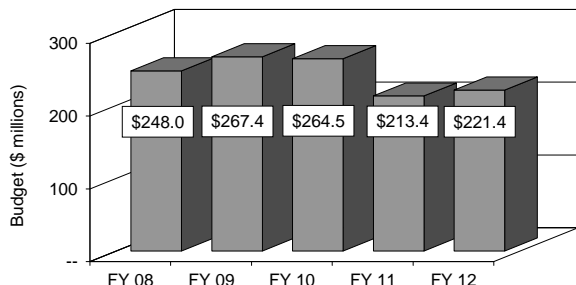
THIS PAGE INTENTIONALLY LEFT BLANK

BUREAU OF SANITATION

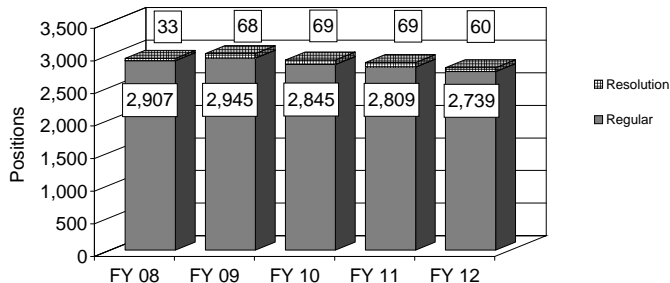
2012-13 Proposed Budget

FIVE YEAR HISTORY OF BUDGET AND POSITION AUTHORITIES

FIVE YEAR BUDGET HISTORY



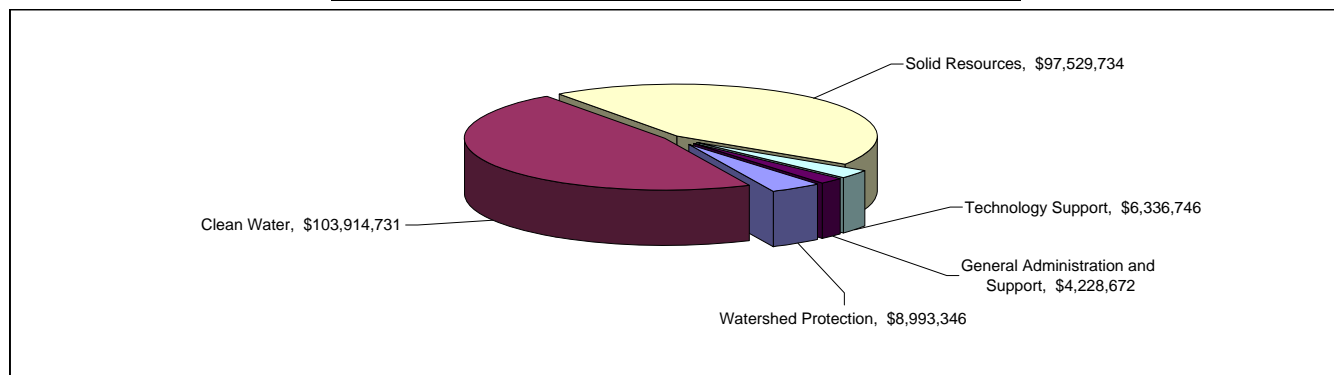
FIVE YEAR POSITION AUTHORITY HISTORY



SUMMARY OF FY 2012-13 PROPOSED BUDGET CHANGES

	Total Budget			General Fund			Special Fund		
		Regular	Resolution		Regular	Resolution		Regular	Resolution
FY 11-12 Adopted	\$ 221,352,636	2,739	60	\$ - 0%	0	0	\$ 221,352,636 100%	2,739	60
FY 12-13 Proposed	\$ 221,003,229	2,726	58	\$ - 0%	0	0	\$ 221,003,229 100%	2,726	58
Change from Prior Year	\$ (349,407)	(13)	(2)	\$ -	0	0	\$ (349,407)	(13)	(2)

2012-13 FUNDING DISTRIBUTION BY PROGRAM



MAIN BUDGET ITEMS

	Funding	Positions
◆ Deletion of Vacancies	\$ (279,041)	(3)
◆ Human Resources Consolidation	\$ (1,035,472)	(13)
◆ Watershed Protection Division (Proposition O)	\$ -	13
◆ Watershed Protection Salary Reduction	\$ (1,403,371)	0
◆ Blue Bin Recycling Program	\$ 183,273	3
◆ Solid Waste Integrated Resources Plan	\$ 466,845	5
◆ Multifamily Bulky Item Program	\$ 2,343,108	35
◆ Waste Receptacle Program	\$ 157,211	3

Recapitulation of Changes

	Adopted Budget 2011-12	Total Budget Changes	Budget Appropriation 2012-13
EXPENDITURES AND APPROPRIATIONS			
Salaries			
Salaries General	200,841,623	1,732,375	202,573,998
Salaries As-Needed	1,192,351	-	1,192,351
Overtime General	7,642,336	-	7,642,336
Hiring Hall Salaries	477,025	-	477,025
Benefits Hiring Hall	144,203	-	144,203
Total Salaries	210,297,538	1,732,375	212,029,913
Expense			
Printing and Binding	507,018	-	507,018
Travel	5,000	-	5,000
Construction Expense	111,994	-	111,994
Contractual Services	5,385,785	934,325	6,320,110
Field Equipment Expense	275,094	-	275,094
Transportation	156,612	-	156,612
Uniforms	660,971	(100,000)	560,971
Office and Administrative	334,205	(1,654)	332,551
Operating Supplies	703,966	-	703,966
Total Expense	8,140,645	832,671	8,973,316
Equipment			
Furniture, Office and Technical Equipment	27,264	(27,264)	-
Total Equipment	27,264	(27,264)	-
Special			
Early Retirement Incentive Program Payout	2,887,189	(2,887,189)	-
Total Special	2,887,189	(2,887,189)	-
Total Bureau of Sanitation	221,352,636	(349,407)	221,003,229

SOURCES OF FUNDS

Solid Waste Resources Revenue Fund (Sch. 2)	81,016,849	347,197	81,364,046
Stormwater Pollution Abatement Fund (Sch. 7)	10,673,488	(1,072,378)	9,601,110
Mobile Source Air Poll. Reduction Fund (Sch. 10)	397,493	(397,493)	-
Sewer Operation & Maintenance (Sch. 14)	109,967,510	(337,583)	109,629,927
Sewer Capital (Sch. 14)	2,823,513	(86,245)	2,737,268
Curbside Recycling Trust Fund (Sch. 29)	-	-	-

Recapitulation of Changes

	Adopted Budget 2011-12	Total Budget Changes	Budget Appropriation 2012-13
SOURCES OF FUNDS			
Integrated Solid Waste Mgt Fund (Sch. 29)	17,005	(17,005)	-
Landfill Closure & Maintenance Trust (Sch. 29)	-	-	-
Los Angeles Regional Agency (Sch. 29)	90,774	1,188	91,962
Used Oil Collection Fund (Sch. 29)	443,273	6,936	450,209
Citywide Recycling Fund (Sch. 32)	6,184,338	189,351	6,373,689
Landfill Maintenance Special Fund (Sch. 38)	4,769,888	(537)	4,769,351
Household Hazardous Waste Fund (Sch. 39)	1,885,667	980,085	2,865,752
Central Recycling Transfer Station Fund (Sch 51)	437,047	5,944	442,991
Multi-Family Bulky Item Special Fund (Sch. 52)	2,645,791	31,133	2,676,924
Total Funds	221,352,636	(349,407)	221,003,229
Percentage Change			- .16%
Positions	2,739	(13)	2,726

Changes Applicable to Various Programs

The following changes involve two or more budgetary programs. These changes are explained below and apportioned as single entries in the affected programs. Single-program changes are shown only in the programs involved.

Program Changes	Direct Cost	Posi- tions	Total Cost
Changes in Salaries, Expense, Equipment and Special			
Obligatory Changes			
1 . 2011-12 Employee Compensation Adjustment Related costs consist of employee benefits. SG \$712,518 Related Costs: \$182,690	712,518	-	895,208
2 . 2012-13 Employee Compensation Adjustment Related costs consist of employee benefits. SG \$5,397,199 Related Costs: \$1,383,842	5,397,199	-	6,781,041
3 . Salary Step Plan and Turnover Effect Related costs consist of employee benefits. SG \$(2,078,467) Related Costs: \$(532,919)	(2,078,467)	-	(2,611,386)
4 . Change in Number of Working Days Reduce funding to reflect one less working day. Related costs consist of employee benefits. SG \$(775,399) Related Costs: \$(198,812)	(775,399)	-	(974,211)
5 . Negotiated Unpaid Holidays Reduce funding in the Salaries General account to reflect unpaid holidays for civilian employees represented by certain bargaining units. SG \$(12,431)	(12,431)	-	(12,431)
6 . Full Funding for Partially Financed Positions This includes the restoration of work day reductions adopted as part of the Fiscal Year 2011-12 Budget. SG \$711,223	711,223	-	711,223
7 . Early Retirement Incentive Program Payout This item removes funding for the final Early Retirement Incentive Program (ERIP) payout, which was completed in 2011-12. SP \$(2,887,189)	(2,887,189)	-	(2,887,189)
8 . MOU Negotiated Payouts Add one-time funding in the Salaries General account for cash payouts negotiated for employees represented by the International Union of Operating Engineers (MOU 09) and Service Employees International Union (MOU 29) SG \$463,432	463,432	-	463,432

Program Changes		Direct Cost	Posi- tions	Total Cost
Changes in Salaries, Expense, Equipment and Special				
Deletion of One-Time Services				
9 .	Deletion of Funding for Resolution Authorities Delete funding for 46 resolution authority positions. Resolution authorities are reviewed annually and continued only if sufficient funding is available to maintain the current service level. Related costs consist of employee benefits. 44 positions are continued: Blue Bin Recycling Program (Three positions) Solid Waste Integrated Resources Plan (Five positions) Non-Curbside Recycling Program Support (One position) Multifamily Bulky Item Program (35 positions) Two positions are not continued: Solid Waste Integrated Resources Plan (One position) Construction and Demolition Recycling Program (One position) SG \$(3,204,985) Related Costs: \$(1,422,468)	(3,204,985)	-	(4,627,453)
10 .	Deletion of One-Time Expense Funding Delete one-time funding for 2011-12 expense items. EX \$(134,855)	(134,855)	-	(134,855)
11 .	Deletion of 2011-12 Equipment Delete one-time funding for 2011-12 equipment purchases. EQ \$(27,264)	(27,264)	-	(27,264)
Efficiencies to Services				
12 .	Deletion of Vacancies Delete funding and regular authority for two Civil Engineering Associate II and one Senior Systems Analyst I in the Watershed Protection Program due to the City's financial constraints. The service level impacts will be minimal as the positions are vacant, and the workload has been absorbed by existing employees. The positions are funded by the Stormwater Pollution Abatement Fund which results in additional funds available for indirect cost reimbursements to the General Fund. Related cost consists of employee benefits. SG \$(279,041) Related Costs: \$(103,332)	(279,041)	(3)	(382,373)
Transfer of Services				
13 .	Human Resources Consolidation - Phase I Transfer funding and regular authority for 13 positions to the Personnel Department to implement Phase I of the consolidation of human resources functions (C.F. 11-0261-S1). See related item in the Personnel Department Blue Book. Related costs consist of employee benefits. SG \$(1,035,472) Related Costs: \$(403,248)	(1,035,472)	(13)	(1,438,720)

Program Changes		Direct Cost	Posi- tions	Total Cost
Changes in Salaries, Expense, Equipment and Special				
Other Changes or Adjustments				
<p>14 . Program and Funding Source Adjustments Adjust funding sources and programs to realign various positions within Clean Water and Solid Resources operations. Funding for two regular Environmental Supervisor Is is moved from the Sewer Construction and Maintenance Fund (SCM) and the Household Hazardous Waste Fund to the Citywide Recycling Trust Fund (CRTF). With the redeployment of staffing responsibilities following the functional transfer of the Environmental Affairs Department in 2010-11, these positions have functioned more effectively in recycling operations. Funding for one regular Environmental Engineer, one Environmental Supervisor II and two Environmental Specialist IIs, is moved from the Mobile Source Air Pollution (MSAP) Fund to the Solid Waste Resources Revenue, CRTF and SCM funds. These positions support the Alternative Fuel Program and perform related air quality environmental work. The shift in funding will reduce the burden on limited MSAP funds. Additionally, as a technical correction to reflect the 2009-10 Adopted Budget, adjust funding for the deletion of one vacant Civil Engineering Associate II position in the Clean Water Program from the Sewer Operations and Maintenance Fund to the Sewer Capital Fund. There is no net change to the overall position authority provided nor to service levels.</p>	-	-	-	
TOTAL CHANGES APPLICABLE TO VARIOUS PROGRAMS		(3,150,731)	(16)	

Watershed Protection

This program provides for the inspection, cleaning, operation and maintenance of the stormwater drainage system and manages flood protection and pollution abatement programs for the City. The program develops and formulates pollution abatement projects to comply with the City's federal permit that is designed to eliminate polluted discharges to the storm drain system and local waters.

Program Changes	Direct Cost	Posi- tions	Total Cost
-----------------	----------------	----------------	---------------

Changes in Salaries, Expense, Equipment and Special

15 . Apportionment of Changes Applicable to Various Programs	311,547	(3)	248,726
Related costs consist of employee benefits			
Related Costs: \$(62,821)			

Continuation of Services

16 . Watershed Protection Division	-	-	-
Continue resolution authority without funding for 13 positions in the Watershed Protection Division, including one Civil Engineering Associate IV, one Environmental Specialist III, five Environmental Engineering Associate IIs, one Environmental Engineering Associate III, one Environmental Engineering Associate IV, two Environmental Engineers and two Senior Environmental Engineers. These positions provide support for the implementation of Total Maximum Daily Loads (TMDL) requirements, projects funded by the Proposition O Bond Program (Prop O) and Stormwater Permit compliance. The positions are funded with Stormwater Pollution Abatement salary savings and are reimbursed from Prop O.			

Other Changes or Adjustments

17 . Watershed Protection Salary Reduction	(1,403,371)	-	(1,763,195)
Reduce funding in the Salaries General account to generate one-time savings in the Stormwater Pollution Abatement Fund. The savings are consistent with vacancies in the Watershed Protection program less salary savings requirements. There will be no impact to current service levels. Related costs consist of employee benefits.			
SG \$(1,403,371)			
Related Costs: \$(359,824)			

TOTAL WATERSHED PROTECTION

(1,091,824) (3)

2011-12 Program Budget	10,085,170	133
Changes in Salaries, Expense, Equipment and Special	<u>(1,091,824)</u>	<u>(3)</u>
2012-13 PROGRAM BUDGET	<u>8,993,346</u>	<u>130</u>

Clean Water

This program, which is entirely financed by the Sewer Construction and Maintenance Fund, provides for the inspection, operation, and maintenance of wastewater facilities, including collection lines, pumping plants, treatment and disposal facilities and odor control facilities. The production of recycled water and processing of biosolids for beneficial reuse are also components of this program.

Program Changes	Direct Cost	Posi- tions	Total Cost
Changes in Salaries, Expense, Equipment and Special			
18 . Apportionment of Changes Applicable to Various Programs Related costs consist of employee benefits Related Costs: \$320,977	10,470	(2)	331,447
Efficiencies to Services			
19 . Clean Water Operational Requirements Reduce funding in the uniforms account to reflecting staffing reductions in the Clean Water Program. Funding is provided by the Sewer Construction and Maintenance Fund. <i>EX \$(100,000)</i>	(100,000)	-	(100,000)
Other Changes or Adjustments			
20 . Miscellaneous Personnel Adjustments Reallocate two Water Biologists to Chemists in the Environmental Monitoring Division for water quality monitoring and reporting. Reallocate three Senior Wastewater Treatment Operators to Wastewater Treatment Operators in the Hyperion Treatment Plant Division for operational flexibility.	-	-	-
TOTAL CLEAN WATER	<u>(89,530)</u>	<u>(2)</u>	
2011-12 Program Budget	104,004,261	1,251	
Changes in Salaries, Expense, Equipment and Special	<u>(89,530)</u>	<u>(2)</u>	
2012-13 PROGRAM BUDGET	<u>103,914,731</u>	<u>1,249</u>	

Solid Resources

This program includes the collection, recycling, and disposal of solid waste, green waste, bulky items, and other special solid resources materials for single-family residences and small apartment complexes city-wide, and manages contracted recycling programs for apartments and commercial and industrial businesses. It provides for the proper recycling and disposal of household hazardous waste to residences and small businesses city-wide and conducts the necessary planning and development of long-term alternatives to landfill disposal and for clean fuel programs related to solid waste.

Program Changes	Direct Cost	Posi- tions	Total Cost
Changes in Salaries, Expense, Equipment and Special			
21 . Apportionment of Changes Applicable to Various Programs	(3,023,800)	(4)	(4,183,938)
Related costs consist of employee benefits Related Costs: \$(1,160,138)			
Continuation of Services			
22 . Blue Bin Recycling Program	183,273	-	262,053
Continue funding and resolution authority for one Maintenance Laborer and two Refuse Collection Truck Operator IIs for the joint City of Los Angeles - Los Angeles Unified School District (LAUSD) Blue Bin Recycling Program. The program works in conjunction with education and outreach efforts at the schools to increase recycling participation and reduce blue bin contamination. The program now includes 660 LAUSD schools participating in blue bin recycling. Funding is provided by the Citywide Recycling Trust Fund. Related costs consist of employee benefits. SG \$183,273 Related Costs: \$78,780			
23 . Solid Waste Integrated Resources Plan	466,845	-	639,513
Continue funding and resolution authority for five positions for the Solid Waste Integrated Resources Plan (SWIRP), including one Senior Environmental Engineer, three Environmental Engineering Associate IIs and one Management Analyst II. The SWIRP is a master plan that addresses the infrastructure needs for solid waste collection and disposal services with an emphasis on landfill diversion, recycling and beneficial reuse. The positions were approved for development of the plan. Resolution authority for one Environmental Engineer is not continued in efforts to phase down staffing as the project concludes its six-year term in 2013. Staffing needs may be revisited at a future point for plan implementation. Funding is provided by the Solid Waste Resources Revenue Fund and the Citywide Recycling Trust Fund. Related costs consist of employee benefits. SG \$466,845 Related Costs: \$172,668			

Program Changes		Direct Cost	Posi- tions	Total Cost
Changes in Salaries, Expense, Equipment and Special				
Continuation of Services				
24 .	Non-Curbside Recycling Program Support Continue funding and resolution authority for one Environmental Engineering Associate II to manage the Used Oil Program. This includes compliance with the requirements of the annual State block and competitive used oil grants and inspection, as well as monitoring and technical assistance to over 200 State certified used oil collection centers. Funding is provided by the Used Oil Collection Fund. Related costs consist of employee benefits. SG \$86,732 Related Costs: \$32,832	86,732	-	119,564
25 .	Multifamily Bulky Item Program Continue funding and resolution authority for 35 positions for the Multifamily Bulky Item Collection Program, including five Communications Information Representative IIs, one Geographic Information Specialist, one Maintenance Laborer, one Management Analyst II, two Refuse Collection Supervisors and 25 Refuse Collection Truck Operator IIs. This program, which operates separately from the City's residential curbside collection program, provides collection and disposal of bulky items from multifamily residences of five or more units. Funding is provided by the Multifamily Bulky Item Revenue Fund. Related costs consist of employee benefits. SG \$2,343,108 Related Costs: \$971,712	2,343,108	-	3,314,820
26 .	Waste Receptacle Program Continue funding and add regular authority for three Refuse Collection Truck Operator Is for operation of the Waste Receptacle Program. These positions service approximately 3,000 waste receptacles on street venues where heavy pedestrian traffic generates considerable litter. The program was transferred from the Bureau of Street Services in 2011-12. Funding is provided by the Solid Waste Resources Revenue Fund and reimbursed by the Integrated Solid Waste Management Fund through Bottle Bill Program revenues. Related costs consist of employee benefits. SG \$157,211 Related Costs: \$72,108	157,211	3	229,319

Program Changes	Direct Cost	Posi- tions	Total Cost
Changes in Salaries, Expense, Equipment and Special			
Other Changes or Adjustments			
27 . Solid Resources Operational Requirements Add contract funding for Residential Special Materials (RSM) operation of the new Balboa SAFE Center scheduled to open in July 2012. RSM operators collect, neutralize and secure for transport hazardous materials collected at SAFE Centers and mobile events. The facility will serve more than 45,000 residents annually and 300 cars per day of operation. Funding is provided by the Household Hazardous Waste Fund. In other Bureau operations, delete miscellaneous expense funding in the Used Oil Fund to align the Used Oil Program budget with State block grant requirements. <i>EX \$1,067,526</i>	1,067,526	-	1,067,526
28 . Miscellaneous Personnel Adjustments Reallocate one Chief Management Analyst to a Solid Resources Manager II in the Solid Resources Citywide Recycling Division to administer citywide recycling programs. The Civil Service Commission approved reallocation of this position through an interim action in 2011-12.	-	-	-
TOTAL SOLID RESOURCES	<u>1,280,895</u>	<u>(1)</u>	
2011-12 Program Budget	96,248,839	1,227	
Changes in Salaries, Expense, Equipment and Special	<u>1,280,895</u>	<u>(1)</u>	
2012-13 PROGRAM BUDGET	<u>97,529,734</u>	<u>1,226</u>	

Technology Support

This program provides for information technology and communications support for the Bureau and for the functionality and security of wastewater automated systems, including distributed control systems at the various treatment plants.

Program Changes	Direct Cost	Posi- tions	Total Cost
Changes in Salaries, Expense, Equipment and Special			
29 . Apportionment of Changes Applicable to Various Programs	98,557	-	117,652
Related costs consist of employee benefits			
Related Costs: \$19,095			
TOTAL TECHNOLOGY SUPPORT	98,557	-	
2011-12 Program Budget	6,238,189	68	
Changes in Salaries, Expense, Equipment and Special	98,557	-	
2012-13 PROGRAM BUDGET	6,336,746	68	

General Administration and Support

This program provides for management and administrative support functions, including Bureau and division administration, planning and administrative services.

Program Changes	Direct Cost	Posi- tions	Total Cost
Changes in Salaries, Expense, Equipment and Special			
30 . Apportionment of Changes Applicable to Various Programs Related costs consist of employee benefits Related Costs: \$(211,360)	(547,505)	(7)	(758,865)
Continuation of Services			
31 . Human Resources Development Division Continue resolution authority without funding for one Sanitation Wastewater Manager III to manage the Human Resources Development Division which is responsible for Bureau-wide safety training and hazardous waste management programs. The position is funded from special fund salary savings.	-	-	-
TOTAL GENERAL ADMINISTRATION AND SUPPORT	<u>(547,505)</u>	<u>(7)</u>	
2011-12 Program Budget	4,776,177	60	
Changes in Salaries, Expense, Equipment and Special	<u>(547,505)</u>	<u>(7)</u>	
2012-13 PROGRAM BUDGET	<u>4,228,672</u>	<u>53</u>	

**BUREAU OF SANITATION
DETAIL OF CONTRACTUAL SERVICES ACCOUNT**

2011-12 Contract Amount	Program/Code/Description	2012-13 Contract Amount
Watershed Protection - BE8201		
Administrative Division		
\$ 8,600	1. Telephones.....	\$ 8,600
3,000	2. Rental pagers.....	3,000
3,900	3. Cell phone services.....	3,900
<u>53,922</u>	4. Media Center utility and janitorial costs.....	<u>53,922</u>
<u>\$ 69,422</u>	Administrative Division Total	<u>\$ 69,422</u>
Financial Management Division		
<u>\$ 2,000</u>	5. LA County Tax Roll Database.....	<u>\$ 2,000</u>
<u>\$ 2,000</u>	Financial Management Division Total	<u>\$ 2,000</u>
Wastewater Collection Systems Division		
<u>\$ 12,000</u>	6. Emergency tree removal and fencing.....	<u>\$ 12,000</u>
<u>\$ 12,000</u>	Wastewater Collection System Division Total	<u>\$ 12,000</u>
Watershed Protection Division		
\$ 22,000	7. Equipment lease and maintenance.....	\$ 22,000
733,000	8. TMDL implementation strategy consultant support.....	733,000
-	9. Storm drain lines CCTV.....	-
<u>17,160</u>	10. Wireless Services.....	<u>17,160</u>
<u>\$ 772,160</u>	Watershed Protection Division Total	<u>\$ 772,160</u>
<u>\$ 855,582</u>	Watershed Protection Total	<u>\$ 855,582</u>
Solid Resources - BH8203		
Administration Division		
\$ 8,802	11. Rental of Pagers.....	\$ 8,802
<u>1,500</u>	12. Telephones.....	<u>1,500</u>
<u>\$ 10,302</u>	Administration Division Total	<u>\$ 10,302</u>
Solid Resources Support Services Division		
\$ 3,300	13. Rental of ice making machines.....	\$ 3,300
16,000	14. Rental of photocopiers.....	16,000
2,789	15. Collection notice distribution for boundary changes.....	2,789
2,961	16. Safety incentive program.....	2,961

**BUREAU OF SANITATION
DETAIL OF CONTRACTUAL SERVICES ACCOUNT**

2011-12 Contract Amount	Program/Code/Description	2012-13 Contract Amount
Solid Resources Support Services Division (Continued)		
\$ 167,176	17. Warehouse security.....	\$ 167,176
1,000	18. Maintenance of radios.....	1,000
72,300	19. Call Center software maintenance.....	72,300
62,400	20. Advertisement/promotion of recycling education campaign.....	62,400
26,164	21. Mobile truck wash services.....	26,164
24,061	22. Geographic Information System software maintenance.....	24,061
12,000	23. Liquid Natural Gas training.....	12,000
-	24. Alternative Technology Study.....	-
14,000	25. Fire extinguisher recharging.....	14,000
20,000	26. Truck washing facility maintenance and repair.....	20,000
<u>\$ 424,151</u>	Solid Resources Support Services Division Total	<u>\$ 424,151</u>
Solid Resources South Collection Division		
\$ 8,880	27. Rental of ice making machines.....	\$ 8,880
9,051	28. Rental of photocopiers.....	9,051
1,044	29. Collection notice distribution for boundary changes.....	1,044
1,108	30. Safety incentive program.....	1,108
59,152	31. Warehouse security.....	59,152
1,000	32. Maintenance of radios.....	1,000
30,000	33. Equipment maintenance/chemicals.....	30,000
70,000	34. Clean up of chemical spills.....	70,000
119,255	35. Mobile truck wash services.....	119,255
90,000	36. Multifamily Bulky Item Program outreach.....	90,000
<u>\$ 389,490</u>	Solid Resources South Collection Division Total	<u>\$ 389,490</u>
Solid Resources Valley Collection Division		
\$ 5,650	37. Rental of ice making machines.....	\$ 5,650
8,500	38. Rental of photocopiers.....	8,500
367	39. Collection notice distribution for boundary changes.....	367
390	40. Safety incentive program.....	390
95,316	41. Warehouse security.....	95,316
1,000	42. Maintenance of radios.....	1,000
70,000	43. Equipment maintenance/chemicals.....	70,000
70,000	44. Clean up of chemical spills.....	70,000
17,751	45. Mobile truck wash services.....	17,751
<u>\$ 268,974</u>	Solid Resources Valley Collection Division Total	<u>\$ 268,974</u>
Solid Resources Processing & Construction Division		
\$ 239	46. Maintenance of radios.....	\$ 239
478,741	47. Rental of heavy duty equipment.....	345,286
16,000	48. Rental of chemical toilets.....	16,000

**BUREAU OF SANITATION
DETAIL OF CONTRACTUAL SERVICES ACCOUNT**

2011-12 Contract Amount	Program/Code/Description	2012-13 Contract Amount
Solid Resources Processing & Construction Division (Continued)		
\$ 2,100	49. Water cooler service.....	\$ 2,100
10,000	50. Scale repair contract.....	10,000
3,450	51. Weigh station software license.....	3,450
184,000	52. Lopez Canyon security.....	184,000
4,872	53. Maintenance services for general machinery.....	4,872
6,820	54. Maintenance services for truck scale inspections.....	6,820
11,900	55. Rental of photocopier.....	11,900
50,000	56. Hydroseeding for Lopez Canyon.....	50,000
90,000	57. Flare station maintenance.....	90,000
25,000	58. Aerial surveys of landfills.....	25,000
50,000	59. Flare station testing.....	50,000
50,000	60. Drilling and sod sampling.....	50,000
13,000	61. Maintenance of gas monitoring equipment.....	13,000
36,082	62. Central Los Angeles Recycling & Transfer Station (CLARTS) facility maintenance.....	36,082
53,340	63. CLARTS equipment lease.....	53,340
-	64. CLARTS hazardous materials.....	-
80,000	65. CLARTS reflooring.....	80,000
66,000	66. CLARTS tire lease and repair.....	66,000
3,600	67. CLARTS photocopier lease.....	3,600
150,000	68. CLARTS security.....	150,000
-	69. CLARTS contract hauling.....	-
468,000	70. CLARTS community amenity fee.....	468,000
10,300	71. CLARTS scale maintenance.....	10,300
\$ 1,863,444	Solid Resources Engineering & Construction Division Total	\$ 1,729,989
Solid Resources Citywide Recycling Division		
\$ 20,900	72. Rental of photocopiers.....	\$ 20,900
152,600	73. Recycling education.....	152,600
125,000	74. Waste Characterization Study.....	125,000
10,000	75. Rental of photocopiers - HHW.....	10,000
1,005,556	76. Residential Special Materials collection facilities and mobile events contracts.....	2,073,336
92,967	77. Lease for City Hall South.....	92,967
\$ 1,407,023	Solid Resources Citywide Recycling Division Total	\$ 2,474,803
\$ 4,363,384	Solid Resources Total	\$ 5,297,709
Technology Support - BH8249		
Information & Control Systems Division		
\$ 39,819	78. Software maintenance.....	\$ 39,819
59,000	79. Black and Veatch Consulting / SWIMS.....	59,000
\$ 98,819	Information & Control Systems Division Total	\$ 98,819

**BUREAU OF SANITATION
DETAIL OF CONTRACTUAL SERVICES ACCOUNT**

2011-12 Contract Amount	Program/Code/Description	2012-13 Contract Amount
Solid Resources Support Services Division		
\$ 22,000	80. Call Center software maintenance.....	\$ 22,000
<u>\$ 22,000</u>	Solid Resources Support Services Division Total	<u>\$ 22,000</u>
<u>\$ 120,819</u>	Technology Support Total	<u>\$ 120,819</u>
General Administration and Support - BH8250		
Administration Division		
<u>\$ 46,000</u>	81. Copy machine rental.....	<u>\$ 46,000</u>
<u>\$ 46,000</u>	Administration Division Total	<u>\$ 46,000</u>
<u>\$ 46,000</u>	General Administration and Support Total	<u>\$ 46,000</u>
<u><u>\$ 5,385,785</u></u>	TOTAL CONTRACTUAL SERVICES ACCOUNT	<u><u>\$ 6,320,110</u></u>

**SANITATION - SEWER CONSTRUCTION & MAINTENANCE FUND
DETAIL OF CONTRACTUAL SERVICES ACCOUNT**

2011-12 Contract Amount	Program/Code/Description	2012-13 Contract Amount
Clean Water - BF8202 (Fund 760)		
Administration Division		
\$ 107,000	1. Wastewater Program insurance.....	\$ 107,000
34,262	2. Rental of pagers.....	34,262
90,058	3. Media Center janitorial costs.....	90,058
<u>\$ 231,320</u>	Administration Division Total	<u>\$ 231,320</u>
Donald C. Tillman Water Reclamation Plant		
\$ 3,000	4. Rental of water cooler.....	\$ 3,000
9,359	5. Rental of photocopier.....	9,359
6,800	6. Pest control.....	6,800
460,137	7. Japanese Garden landscape maintenance.....	460,137
79,500	8. Contract maintenance.....	79,500
25,000	9. Hazardous materials disposal.....	25,000
25,000	10. Air conditioner services.....	25,000
80,000	11. Process control computer system.....	80,000
1,500	12. Fire extinguishers.....	1,500
1,519	13. Uniform Cleaning.....	1,519
5,000	14. Underground tank inspections.....	5,000
10,000	15. Crane Inspection/Certification Repair.....	10,000
<u>\$ 706,815</u>	Donald C. Tillman Water Reclamation Plant Total	<u>\$ 706,815</u>
Environmental Monitoring Division		
\$ 5,000	16. Uniform cleaning.....	\$ 5,000
11,000	17. Photocopier rental.....	11,000
400,000	18. Southern California Coastal Water Research Project.....	400,000
20,000	19. Toxicity reduction evaluation.....	20,000
250,000	20. Equipment repair.....	250,000
250,000	21. Laboratory analysis.....	250,000
50,000	22. Boat maintenance.....	50,000
50,000	23. Contracts for Class A Biosolids testing.....	50,000
200,000	24. Los Angeles River Watershed Monitoring Program.....	200,000
<u>\$ 1,236,000</u>	Environmental Monitoring Division Total	<u>\$ 1,236,000</u>
Financial Management Division		
\$ 6,000	25. Rental of photocopiers.....	\$ 6,000
5,280	26. Iron Mountain Record Retention Storage.....	5,280
152,500	27. Miscellaneous contractual services.....	152,500
-	28. Benchmark consultant.....	-
180,000	29. Flow monitor maintenance contract.....	180,000
1,620,072	30. Liability claims.....	1,620,072
837,074	31. Litigation expense.....	837,074
3,800	32. Grant Training.....	3,800

**SANITATION - SEWER CONSTRUCTION & MAINTENANCE FUND
DETAIL OF CONTRACTUAL SERVICES ACCOUNT**

2011-12 Contract Amount	Program/Code/Description	2012-13 Contract Amount
Financial Management Division (Continued)		
\$ 38,000	33. Grant Contractor.....	\$ 38,000
383,000	34. Coastal Interceptor Sewer System.....	383,000
<hr/>		<hr/>
\$ 3,225,726	Financial Management Division Total	\$ 3,225,726
Human Resource Development Division		
\$ 65,800	35. Equipment rental & maintenance.....	\$ 65,800
146,251	36. Technical training.....	146,251
30,000	37. Occupational Training.....	30,000
25,000	38. Safety Training.....	25,000
<hr/>		<hr/>
\$ 267,051	Human Resource Development Division Total	\$ 267,051
Hyperion Treatment Plant		
\$ 10,000	39. Call accounting maintenance.....	\$ 10,000
15,000	40. Mitel switch maintenance.....	15,000
133,000	41. Rental of photocopiers.....	133,000
12,371,570	42. HTP biosolids and ash reuse.....	12,371,570
520,000	43. Maintenance and repair of Westinghouse process.....	520,000
130,000	44. Hazardous waste disposal fee.....	130,000
6,000	45. Maintenance of atmospheric monitor equipment.....	6,000
35,000	46. Buoy maintenance/repair.....	35,000
25,000	47. Water cooler rental.....	25,000
290,000	48. Contract maintenance.....	290,000
12,000	49. Sweeping cloths and mats.....	12,000
100,000	50. Motor rewind.....	100,000
22,500	51. Insect abatement.....	22,500
50,000	52. Insulation refractory.....	50,000
38,000	53. Fire control system maintenance.....	38,000
2,500	54. Test equipment calibration services.....	2,500
800	55. Truck tarp repair.....	800
200,000	56. Elevator maintenance/repair.....	200,000
193,000	57. Air conditioning service.....	193,000
600,000	58. Cryogenic maintenance.....	600,000
20,000	59. Closed circuit TV/maintenance.....	20,000
105,000	60. Valve and actuator repair and service.....	105,000
25,000	61. Equipment overhaul & repair.....	25,000
32,000	62. Oceanographic service.....	32,000
28,000	63. Fire extinguishers.....	28,000
50,000	64. Door repair.....	50,000
14,000	65. Street sweeping.....	14,000
30,000	66. Blanket.....	30,000
1,000	67. Concrete pumping.....	1,000
30,000	68. Chemical cleaning tanks.....	30,000
19,800	69. Various contractual services.....	19,800
5,000	70. Locking services.....	5,000
500	71. Photo developing.....	500

**SANITATION - SEWER CONSTRUCTION & MAINTENANCE FUND
DETAIL OF CONTRACTUAL SERVICES ACCOUNT**

2011-12 Contract Amount	Program/Code/Description	2012-13 Contract Amount
Hyperion Treatment Plant (Continued)		
\$ 20,000	72. Pressure vessel inspection.....	\$ 20,000
35,000	73. Hyperion Treatment Division EMS study.....	35,000
100,000	74. Hyperion Treatment Division duct cleaning.....	100,000
37,346	75. Uniform Cleaning / Repairs.....	37,346
2,230,800	76. Farm Management & Custom Farming Services at Green Acres Farm.....	2,230,800
500,000	77. Alternative technology study.....	500,000
17,600	78. Relative Accuracy Testing.....	17,600
30,000	79. CEMS boiler testing.....	30,000
15,000	80. Lead abatement testing.....	15,000
60,000	81. Digester Gate & Actuators Replacement.....	60,000
40,000	82. Sludge Flow Control Valves.....	40,000
<u>\$ 18,200,416</u>	Hyperion Treatment Plant Total	<u>\$ 18,200,416</u>
Industrial Waste Management Division		
\$ 24,078	83. Rental of photocopiers.....	\$ 24,078
9,389	84. Sewer Science Internship.....	9,389
3,320	85. Contributions to research project.....	3,320
5,200	86. Miscellaneous.....	5,200
31,680	87. Aircards for tablet PCs.....	31,680
<u>\$ 73,667</u>	Industrial Waste Management Division Total	<u>\$ 73,667</u>
Los Angeles/Glendale		
\$ 3,000	88. Rental of photocopiers.....	\$ 3,000
13,200	89. Process control system maintenance.....	13,200
1,500	90. Rental of water cooler.....	1,500
10,000	91. Hazardous waste disposal.....	10,000
24,500	92. Contract maintenance.....	24,500
3,000	93. Concrete sawing/coring.....	3,000
10,000	94. Motor rewind.....	10,000
1,500	95. Insect abatement.....	1,500
10,000	96. Air conditioning services.....	10,000
5,000	97. Roofing repairs.....	5,000
6,000	98. Process control computer service.....	6,000
1,500	99. Fire extinguisher service.....	1,500
4,000	100. Transformer oil analysis.....	4,000
10,000	101. Slurry seal pavement repair.....	10,000
5,000	102. Washer parts disposal service.....	5,000
1,000	103. Uniform Cleaning.....	1,000
<u>\$ 109,200</u>	Los Angeles/Glendale Total	<u>\$ 109,200</u>
Regulatory Affairs Division		
\$ 1,000,000	104. Environmental consulting contract.....	\$ 1,000,000
76,000	105. Biosolids management support.....	76,000

**SANITATION - SEWER CONSTRUCTION & MAINTENANCE FUND
DETAIL OF CONTRACTUAL SERVICES ACCOUNT**

2011-12 Contract Amount	Program/Code/Description	2012-13 Contract Amount
Regulatory Affairs Division (Continued)		
\$ 4,287	106. Rental of photocopier.....	\$ 4,287
250,000	107. Litigation services.....	250,000
-	108. TMDL Consultant.....	-
\$ 1,330,287	Regulatory Affairs Division Total	\$ 1,330,287
Solid Resources Citywide Recycling Division		
\$ 7,000	109. TOPGRO market development.....	\$ 7,000
1,400,000	110. HHW Mobile Collection Program.....	1,400,000
516,500	111. FOG program contracts.....	516,500
\$ 1,923,500	Solid Resources Citywide Recycling Division Total	\$ 1,923,500
Terminal Island Treatment Plant		
\$ 55,000	112. Boiler repair and rental.....	\$ 55,000
150,600	113. Biosolids haul/disposal.....	150,600
10,000	114. Flying insect control.....	10,000
8,000	115. Environmental services.....	8,000
1,000	116. Air tanks.....	1,000
2,000	117. Fire extinguisher services.....	2,000
8,000	118. Crane inspection/certification.....	8,000
20,000	119. Sampler repair.....	20,000
15,000	120. Blanket.....	15,000
100,000	121. Contract maintenance.....	100,000
1,000	122. Scale maintenance.....	1,000
60,000	123. Motor rewind.....	60,000
2,000	124. Water cooler rental.....	2,000
200,000	125. Advanced Water Treatment Facility Upgrades.....	200,000
2,000	126. Grout injection.....	2,000
1,500	127. Fire control systems maintenance.....	1,500
2,000	128. Equipment rental.....	2,000
5,000	129. Elevator repair/maintenance.....	5,000
2,000	130. Lab service-Turb lube oil testing.....	2,000
6,000	131. Photocopiers services.....	6,000
20,000	132. Air conditioning services.....	20,000
10,000	133. Process control computer service.....	10,000
15,000	134. HHW disposal.....	15,000
5,000	135. Uniform cleaning.....	5,000
20,000	136. Pipe and Valve Replacement.....	20,000
752,400	137. TIRE Project.....	752,400
\$ 1,473,500	Terminal Island Treatment Plant Total	\$ 1,473,500
Wastewater Collection Division		
\$ 5,000	138. Rental of heavy duty equipment.....	\$ 5,000
5,000	139. Backflow device, inspection and repair.....	5,000

**SANITATION - SEWER CONSTRUCTION & MAINTENANCE FUND
DETAIL OF CONTRACTUAL SERVICES ACCOUNT**

2011-12 Contract Amount	Program/Code/Description	2012-13 Contract Amount
Wastewater Collection Division (Continued)		
\$ 20,000	140. Rental of photocopier.....	\$ 20,000
2,110	141. City of Vernon - pump plant maintenance.....	2,110
5,000	142. Rental of portable toilets.....	5,000
2,000,000	143. Chemical root control.....	2,000,000
50,000	144. Vacuum truck services.....	50,000
1,200	145. Uniform cleaning.....	1,200
475,000	146. Prevention, Maintenance, and Disposal Services.....	475,000
250,000	147. Private Clean Up.....	250,000
-	148. CCTV Services for Metropolitan Transit Authority Projects.....	30,000
<u>\$ 2,813,310</u>	Wastewater Collection Division Total	<u>\$ 2,843,310</u>
Wastewater Engineering Services Division		
\$ 12,000	149. Rental of photocopiers.....	\$ 12,000
59,618	150. Professional technical services.....	59,618
<u>\$ 71,618</u>	Wastewater Engineering Services Division Total	<u>\$ 71,618</u>
Watershed Protection Division		
<u>\$ 1,000,000</u>	151. TMDL Consultant.....	<u>\$ 1,000,000</u>
<u>\$ 1,000,000</u>	Watershed Protection Total	<u>\$ 1,000,000</u>
<u>\$ 32,662,410</u>	Clean Water Total	<u>\$ 32,692,410</u>
Technology Support - BH8249		
Information and Control Systems Division		
\$ 45,000	152. Wizard software maintenance.....	\$ 45,000
74,364	153. LVS/LIMS software support.....	74,364
410,700	154. Wastewater server network & hardware/software maintenance.....	410,700
135,000	155. Wastewater Information research Database System.....	135,000
180,000	156. ORACLE DBMS software maintenance.....	180,000
19,000	157. GIS maintenance.....	19,000
20,000	158. TARE software.....	20,000
390,000	159. EMPAC system.....	390,000
30,000	160. Plant Information (PI) system contract.....	30,000
3,500	161. Danish hydraulic mouse software maintenance.....	3,500
175,000	162. VMS technology replacement.....	175,000
9,500	163. Webfilter maintenance.....	9,500
5,500	164. Juniper secure sockets maintenance.....	5,500
11,177	165. Diskeeper maintenance for personal computers and servers.....	11,177
32,141	166. Patchlink maintenance.....	32,141
24,928	167. Symantec maintenance.....	24,928
50,000	168. Windows consulting.....	50,000
167,000	169. Emerson maintenance.....	167,000
25,000	170. Wonderware software maintenance.....	25,000

**SANITATION - SEWER CONSTRUCTION & MAINTENANCE FUND
DETAIL OF CONTRACTUAL SERVICES ACCOUNT**

2011-12 Contract Amount	Program/Code/Description	2012-13 Contract Amount
Information and Control Systems Division (Continued)		
\$ 42,000	171. Transdyn software maintenance.....	\$ 42,000
10,000	172. Alan Bradley PLC (Programmable Logic Controller).....	10,000
202,000	173. Mobile computing software and hardware maintenance.....	202,000
120,000	174. Consulting - EMPAC Peoplesoft upgrades	120,000
162,500	175. PIMS Annual Maintenance - Industrial Waste Management.....	162,500
300,000	176. PIMS Consulting.....	300,000
19,000	177. Help Desk Management System Annual Maintenance.....	19,000
10,000	178. Autodesk Mapguide Processor Software Maintenance.....	10,000
50,000	179. Cisco Network Equipment Maintenance.....	50,000
5,000	180. FME maintenance.....	5,000
15,800	181. Gartner Subscription.....	15,800
25,000	182. Sun Microsystems.....	25,000
412,000	183. ABB Maintenance.....	412,000
100,000	184. Wastewater Collection Systems consultant services.....	100,000
<u>\$ 3,281,110</u>	Information and Control Systems Division Total	<u>\$ 3,281,110</u>
<u>\$ 3,281,110</u>	Technology Support Total	<u>\$ 3,281,110</u>
General Administration and Support - BH8250		
Administration Division		
\$ 4,000	185. Messenger service.....	\$ 4,000
693,808	186. Wastewater insurance.....	693,808
-	187. Software maintenance for payroll.....	-
-	188. Installation and deployment of electronic payroll.....	-
-	189. Upgrade Payroll Scanning System.....	-
18,320	190. Communication Services.....	18,320
<u>\$ 716,128</u>	Administration Division Total	<u>\$ 716,128</u>
Executive Division		
<u>\$ 1,500</u>	191. Miscellaneous contractual services.....	<u>\$ 1,500</u>
<u>\$ 1,500</u>	Executive Division Total	<u>\$ 1,500</u>
Financial Management Division		
\$ 6,000	192. Intern contract.....	\$ 6,000
60,000	193. Document management consultant.....	60,000
<u>\$ 66,000</u>	Financial Management Division Total	<u>\$ 66,000</u>
<u>\$ 783,628</u>	General Administration and Support Total	<u>\$ 783,628</u>
<u>\$ 36,727,148</u>	TOTAL CONTRACTUAL SERVICES ACCOUNT FOR FUND 760	<u>\$ 36,757,148</u>

**SANITATION - SEWER CONSTRUCTION & MAINTENANCE FUND
DETAIL OF CONTRACTUAL SERVICES ACCOUNT**

2011-12 Contract Amount	Program/Code/Description	2012-13 Contract Amount
Clean Water - BF8202 (Fund 761)		
Financial Management Division (Capital)		
<u>\$ 1,471,200</u>	194. Litigation expense.....	<u>\$ 1,471,200</u>
<u>\$ 1,471,200</u>	Financial Management Division Total - Capital	<u>\$ 1,471,200</u>
Wastewater Collection Division (Capital)		
<u>\$ 1,500,000</u>	195. CCTV Sewer Assessment	<u>\$ 1,250,000</u>
<u>\$ 1,500,000</u>	Wastewater Collection Division Total - Capital	<u>\$ 1,250,000</u>
<u>\$ 2,971,200</u>	TOTAL FUND FOR FUND 761	<u>\$ 2,721,200</u>
<u>\$ 39,698,348</u>	TOTAL SEWER CONSTRUCTION AND MAINTENANCE FUND CONTRACTUAL SERVICES ACCOUNT	<u>\$ 39,478,348</u>

BUREAU OF SANITATION TRAVEL AUTHORITY

2011-12 Amount	Auth. No.	Trip Category Trip-Location-Date	2012-13 Amount	Auth. No.
A. Conventions				
\$ -	-	1. None	\$ -	-
<u>\$ -</u>	<u>-</u>	TOTAL CONVENTION TRAVEL	<u>\$ -</u>	<u>-</u>
B. Business				
\$ - *	8	2. Water Environment Federation Biosolids Management Conference Collection Systems	\$ - *	7
-	*	3. California Water Environment Association (CWEA) Annual Meeting and Exposition	-	*
-	*	4. Various business trips including meetings with State officials and governmental organizations regarding State and Federal wastewater regulatory programs	-	*
-	*	5. National Association of Clean Water Agencies (formerly AMSA)	-	*
-	*	a. Summer Technical Meeting	-	*
-	*	b. Winter Technical Meeting	-	*
-	*	c. Fall Leadership Meeting	-	*
-	*	d. Legal Affairs Meeting	-	*
-	*	e. AMSA/EPA Pretreatment Coordinators Workshop	-	*
-	*	f. National Environmental Policy Forum	-	*
-	*	6. Bio-Cycle Conference	-	*
-	*	a. Indusworld	-	*
-	*	b. ESRI Annual Conference	-	*
-	*	7. CASA Conference	-	*
-	*	8. Other wastewater related meetings	-	*
-	-	10. Residential Recycling Conference	-	-
-	-	10. California Recycling & Recovery Association Conference	-	-
5,000 *	2	11. National Association of Flood & Stormwater (NAFSMA) Technical Workshop	5,000 *	2
-	-	13. Waste Expo	-	-
-	-	13. WasteCon	-	-
-	-	13. Society of Environmental Toxicology and Chemistry (SETAC)	-	-
-	-	13. American Public Works Association (APWA)	-	-

**BUREAU OF SANITATION
TRAVEL AUTHORITY**

2011-12 Amount	Auth. No.	Trip Category Trip-Location-Date	2012-13 Amount	Auth. No.					
B. Business (Continued)									
-	*	10	14.	Trips related to technical training	-	*	6		
\$	-	*	14	15.	Trips related to systems training	\$	-	*	4
\$	-	*	5	16.	Site visit (related to energy management and energy grants)	\$	-	*	9
-	-	3	17.	California Integrated Waste Management Board (CIWMB)	-	-	2		
<u>\$ 5,000</u>	<u>118</u>	TOTAL BUSINESS TRAVEL			<u>\$ 5,000</u>	<u>88</u>			
<u>\$ 5,000</u>	<u>118</u>	TOTAL TRAVEL EXPENSE ACCOUNT			<u>\$ 5,000</u>	<u>88</u>			

* Trip authorized and partially funded.

BUREAU OF SANITATION

Position Counts			Code	Title	2012-13 Salary Range and Annual Salary	
2011-12	Change	2012-13			2012-13 Salary Range	Annual Salary
<u>GENERAL</u>						
<u>Regular Positions</u>						
1	-	1	1513-2	Accountant II	2534	(52,909- 65,709)*
25	-	25	1223-1	Accounting Clerk I	2260	(47,188- 58,610)
12	-	12	1223-2	Accounting Clerk II	2386	(49,819- 61,888)
1	-	1	1119-2	Accounting Records Supervisor II	3000	(62,640- 77,819)*
1	-	1	1951	Agricultural Land Developer	3258	(68,027- 84,543)*
4	-	4	3774	Air Conditioning Mechanic		(81,661)
1	-	1	3781	Air Conditioning Mechanic Supervisor		(95,421)
4	-	4	7225	Assistant Director Bureau of Sanitation	6865	(143,341-178,085)
1	-	1	1517-2	Auditor II	3044	(63,558- 78,968)*
1	-	1	5113-1	Boat Captain I		(72,745)
1	-	1	5113-2	Boat Captain II		(80,053)
1	-	1	7561-1	Building Mechanical Engineer I	4496	(93,876-116,635)**
1	-	1	7561-2	Building Mechanical Engineer II	4998	(104,358-129,664)**
1	-	1	5923	Building Operating Engineer		(81,223)
1	-	1	3333-1	Building Repairer I	2163	(45,163- 56,104)
2	-	2	3338	Building Repairer Supervisor	3572(3)	(83,123- 92,644)
1	-	1	3343	Cabinet Maker		(74,604)
5	-	5	3344	Carpenter		(74,604)
1	-	1	3346	Carpenter Supervisor		(87,215)
32	2	34	7833-2	Chemist II	3140	(65,563- 81,452)**
3	-	3	1253	Chief Clerk	3041	(63,496- 78,905)*
1	-	1	3182-1	Chief Custodian Supervisor I	2467	(51,510- 63,997)
5	-	5	4289-1	Chief Environmental Compliance Inspector I	3934	(82,141-102,040)*
1	-	1	4289-2	Chief Environmental Compliance Inspector II	4389	(91,642-113,858)*
3	(1)	2	9182	Chief Management Analyst	5994	(125,154-155,493)
5	-	5	7237	Civil Engineer	4249	(88,719-110,225)**
25	(2)	23	7246-2	Civil Engineering Associate II	3511	(73,309- 91,078)**
9	-	9	7246-3	Civil Engineering Associate III	3910	(81,640-101,435)**
2	-	2	7246-4	Civil Engineering Associate IV	4249	(88,719-110,225)**
1	-	1	7232	Civil Engineering Drafting Technician	2387	(49,840- 61,930)*
70	(1)	69	1358	Clerk Typist	1829	(38,189- 47,460)
2	-	2	3686	Communications Electrician		(78,341)
38	-	38	1461-2	Communications Information Representative II	2260	(47,188- 58,610)
1	-	1	3127-2	Construction and Maintenance Supervisor II		(111,687)
1	-	1	7243	Control Systems Engineer	4249	(88,719-110,225)**
4	-	4	7230-2	Control Systems Engineering Associate II	3511	(73,309- 91,078)**
3	-	3	7230-3	Control Systems Engineering Associate III	3910	(81,640-101,435)**
20	-	20	3156	Custodian	1517	(31,674- 39,358)

BUREAU OF SANITATION

Position Counts			Code	Title	2012-13 Salary Range and Annual Salary	
2011-12	Change	2012-13				
<u>GENERAL</u>						
<u>Regular Positions</u>						
1	-	1	3176	Custodian Supervisor	1811	(37,813- 47,000)
2	-	2	1470	Data Base Architect	4497	(93,897-116,677)*
1	-	1	5131	Deck Hand		(55,102)
3	-	3	1121-1	Delivery Driver I	1777	(37,103- 46,103)
1	-	1	7236	Director Bureau of Sanitation		(199,236)****
1	-	1	9375	Director of Systems	5994	(125,154-155,493)
2	-	2	5853	Electric Pumping Plant Operator		(69,822)
4	-	4	3799	Electrical Craft Helper	2119	(44,244- 54,977)
2	-	2	7525-2	Electrical Engineering Associate II	3511	(73,309- 91,078)**
1	-	1	7525-4	Electrical Engineering Associate IV	4249	(88,719-110,225)**
5	-	5	3863	Electrician		(78,341)
1	-	1	1702-2	Emergency Management Coordinator II	4717	(98,490-122,377)*
3	-	3	7320	Environmental Affairs Officer	4749	(99,159-123,212)**
91	-	91	4292	Environmental Compliance Inspector	2935	(61,282- 76,149)*
35	-	35	7872	Environmental Engineer	4249	(88,719-110,225)**
79	-	79	7871-2	Environmental Engineering Associate II	3511	(73,309- 91,078)**
35	-	35	7871-3	Environmental Engineering Associate III	3910	(81,640-101,435)**
6	-	6	7871-4	Environmental Engineering Associate IV	4249	(88,719-110,225)**
7	-	7	7310-2	Environmental Specialist II	3511	(73,309- 91,078)**
3	-	3	7310-3	Environmental Specialist III	3910	(81,640-101,435)**
4	-	4	7304-1	Environmental Supervisor I	3910	(81,640-101,435)**
2	-	2	7304-2	Environmental Supervisor II	4249	(88,719-110,225)**
2	-	2	3525	Equipment Operator		(81,724)
32	-	32	3525-6	Equipment Operator		(88,385)
6	-	6	3527-6	Equipment Supervisor	3669(4)	(90,159- 95,191)
2	-	2	3527	Equipment Supervisor	3377(4)	(82,977- 87,612)
3	-	3	1117-2	Executive Administrative Assistant II	2955	(61,700- 76,671)
1	-	1	1117-3	Executive Administrative Assistant III	3167	(66,126- 82,162)
24	-	24	3141	Gardener Caretaker	1929	(40,277- 50,070)
5	-	5	7213	Geographic Information Specialist	2782	(58,088- 72,182)*
1	-	1	7214-1	Geographic Information Systems Supervisor I	3119	(65,124- 80,930)*
2	-	2	1670-1	Graphics Designer I	2198	(45,894- 57,023)*
1	-	1	1670-2	Graphics Designer II	2660	(55,540- 69,008)*
2	-	2	7935-1	Graphics Supervisor I	3801	(79,364- 98,595)*
1	-	1	3743	Heavy Duty Equipment Mechanic		(76,274)
5	-	5	3584-6	Heavy Duty Truck Operator	2467(3)	(57,420- 63,997)
8	-	8	3584	Heavy Duty Truck Operator	2280(3)	(53,056- 59,153)
1	-	1	2330	Industrial Hygienist	4073	(85,044-105,652)**

BUREAU OF SANITATION

Position Counts			Code	Title	2012-13 Salary Range and Annual Salary	
2011-12	Change	2012-13				
<u>GENERAL</u>						
<u>Regular Positions</u>						
31	-	31	3843	Instrument Mechanic		(90,932)
3	-	3	3844-1	Instrument Mechanic Supervisor I		(100,850)
2	-	2	3844-2	Instrument Mechanic Supervisor II		(109,724)
1	-	1	3126	Labor Supervisor	2269	(47,376- 58,881)
1	-	1	7854-1	Laboratory Technician I	2075	(43,326- 53,828)*
44	-	44	7854-2	Laboratory Technician II	2461	(51,385- 63,830)*
1	-	1	7929-1	Landscape Architect I	4249	(88,719-110,225)**
1	-	1	7933-2	Landscape Architectural Associate II	3511	(73,309- 91,078)**
1	-	1	7933-3	Landscape Architectural Associate III	3910	(81,640-101,435)**
7	-	7	3763	Machinist		(74,019)
2	-	2	3766-2	Machinist Supervisor II		(87,382)
3	-	3	3115	Maintenance and Construction Helper	1929	(40,277- 50,070)
9	-	9	3115-6	Maintenance and Construction Helper	2081	(43,451- 53,953)
170	-	170	3112-6	Maintenance Laborer	1969	(41,112- 51,072)
52	-	52	3112	Maintenance Laborer	1823	(38,064- 47,293)
41	-	41	9184-1	Management Analyst I	2736	(57,127- 70,992)*
52	-	52	9184-2	Management Analyst II	3228	(67,400- 83,749)*
1	-	1	7554-2	Mechanical Engineering Associate II	3511	(73,309- 91,078)**
28	-	28	3771	Mechanical Helper	2033	(42,449- 52,722)
5	-	5	3773-2	Mechanical Repairer II		(72,119)
6	-	6	7212-1	Office Engineering Technician I	2075	(43,326- 53,828)*
1	-	1	7212-2	Office Engineering Technician II	2332	(48,692- 60,489)*
2	-	2	7212-3	Office Engineering Technician III	2599	(54,267- 67,442)*
12	-	12	3423	Painter		(71,514)
1	-	1	3426	Painter Supervisor		(83,645)
2	-	2	3145	Park Maintenance Supervisor	2542	(53,076- 65,959)
2	-	2	1170-1	Payroll Supervisor I	2926	(61,094- 75,898)*
2	-	2	1731-1	Personnel Analyst I	2736	(57,127- 70,992)*
3	(3)	-	1731-2	Personnel Analyst II	3228	(67,400- 83,749)*
2	-	2	1129	Personnel Records Supervisor	2713	(56,647- 70,386)*
11	-	11	3433	Pipefitter		(81,661)
1	-	1	1107	Plant Equipment Trainee	2179	(45,497- 56,501)
1	-	1	4118	Plant Guide	1176(5)	(30,505)
13	-	13	3443	Plumber		(81,661)
1	-	1	3446	Plumber Supervisor		(95,421)
4	-	4	3558	Power Shovel Operator		(82,476)
7	-	7	1201	Principal Clerk	2547	(53,181- 66,064)*
5	-	5	7875	Principal Environmental Engineer	5994	(125,154-155,493)

BUREAU OF SANITATION

Position Counts			Code	Title	2012-13 Salary Range and Annual Salary	
2011-12	Change	2012-13				
<u>GENERAL</u>						
<u>Regular Positions</u>						
3	-	3	1786	Principal Public Relations Representative	3132	(65,396- 81,264)*
1	-	1	1431-2	Programmer/Analyst II	3293	(68,757- 85,440)**
1	-	1	1431-3	Programmer/Analyst III	3594	(75,042- 93,229)**
1	-	1	1800-1	Public Information Director I	4226	(88,238-109,640)
1	-	1	1800-2	Public Information Director II	4965	(103,669-128,808)
3	-	3	1785-2	Public Relations Specialist II	2620	(54,705- 67,964)*
37	-	37	4101	Refuse Collection Supervisor	3599	(75,147- 93,375)
-	3	3	3580-1	Refuse Collection Truck Operator I	2337(3)	(54,392- 60,614)
650	-	650	3580-2	Refuse Collection Truck Operator II	2580(3)	(60,050- 66,920)
10	-	10	4100	Refuse Crew Field Instructor	3025	(63,162- 78,467)
1	-	1	1726-1	Safety Engineering Associate I	2904(3)	(67,588- 75,335)*
3	-	3	1726-2	Safety Engineering Associate II	3272(3)	(76,149- 84,877)*
4	-	4	4126-1	Sanitation Solid Resources Manager I	5394	(112,626-139,937)
3	1	4	4126-2	Sanitation Solid Resources Manager II	5994	(125,154-155,493)
11	-	11	4128-1	Sanitation Wastewater Manager I	4543	(94,857-117,825)
6	-	6	4128-2	Sanitation Wastewater Manager II	5394	(112,626-139,937)
5	-	5	4128-3	Sanitation Wastewater Manager III	5994	(125,154-155,493)
10	-	10	1116	Secretary	2455	(51,260- 63,704)
1	-	1	1518	Senior Auditor	3422	(71,451- 88,781)*
2	-	2	3345	Senior Carpenter		(82,016)
12	-	12	7830	Senior Chemist	3612	(75,418- 93,688)**
3	-	3	9485	Senior Civil Engineer	4998	(104,358-129,664)**
83	(4)	79	1368	Senior Clerk Typist	2260	(47,188- 58,610)
2	-	2	3157-1	Senior Custodian I	1657	(34,598- 42,991)
19	-	19	4293	Senior Environmental Compliance Inspector	3272	(68,319- 84,877)*
14	-	14	7874	Senior Environmental Engineer	4998	(104,358-129,664)**
3	-	3	3143	Senior Gardener	2163	(45,163- 56,104)
21	-	21	9171-1	Senior Management Analyst I	3813	(79,615- 98,908)*
7	(1)	6	9171-2	Senior Management Analyst II	4723	(98,616-122,523)*
1	-	1	3424	Senior Painter		(78,654)
6	(4)	2	9167-1	Senior Personnel Analyst I	3855	(80,492-100,015)****
1	-	1	1795-1	Senior Photographer I	3044	(63,558- 78,968)*
5	-	5	3444	Senior Plumber		(89,700)
11	(1)	10	1597-1	Senior Systems Analyst I	3817	(79,698- 99,012)*
4	-	4	1597-2	Senior Systems Analyst II	4724	(98,637-122,544)*
15	(3)	12	4124	Senior Wastewater Treatment Operator		(105,297)
1	-	1	3174	Senior Window Cleaner	2082	(43,472- 54,016)
1	-	1	3775	Sheet Metal Worker		(78,613)

BUREAU OF SANITATION

Position Counts			Code	Title	2012-13 Salary Range and Annual Salary	
2011-12	Change	2012-13				
<u>GENERAL</u>						
<u>Regular Positions</u>						
9	-	9	7242-1	Shift Superintendent Wastewater Treatment I	4417(5)	(114,568)**
2	-	2	7242-2	Shift Superintendent Wastewater Treatment II	4663(5)	(120,957)**
9	-	9	4102	Solid Resources Superintendent	4384	(91,537-113,712)
1	-	1	4108-1	Solid Waste Disposal Superintendent I	4012	(83,770-104,065)
2	-	2	4108-2	Solid Waste Disposal Superintendent II	4384	(91,537-113,712)
1	-	1	1599	Systems Aide	2294	(47,898- 59,528)*
24	-	24	1596-2	Systems Analyst II	3228	(67,400- 83,749)*
3	-	3	1455-1	Systems Programmer I	4008	(83,687-103,961)*
3	-	3	1455-2	Systems Programmer II	4311	(90,013-111,833)*
1	-	1	1455-3	Systems Programmer III	4672	(97,551-121,166)*
1	-	1	3583	Truck Operator	2163(3)	(50,341- 56,104)
1	-	1	6145-2	Video Technician II	2823	(58,944- 73,205)*
17	-	17	4113	Wastewater Collection Supervisor	3361	(70,177- 87,194)
210	-	210	4110-2	Wastewater Collection Worker II	2467	(51,510- 63,997)
28	-	28	5615-1	Wastewater Treatment Electrician I		(83,352)
6	-	6	5615-2	Wastewater Treatment Electrician II		(91,642)
4	-	4	5613	Wastewater Treatment Electrician Supervisor		(97,363)
3	-	3	7840-1	Wastewater Treatment Laboratory Manager I	4464	(93,208-115,800)
2	-	2	7840-2	Wastewater Treatment Laboratory Manager II	5251	(109,640-136,221)
1	-	1	7840-3	Wastewater Treatment Laboratory Manager III	5994	(125,154-155,493)
33	-	33	5614-1	Wastewater Treatment Mechanic I		(78,279)
17	-	17	5614-2	Wastewater Treatment Mechanic II		(83,436)
5	-	5	5617	Wastewater Treatment Mechanic Supervisor		(107,406)
101	3	104	4123-1	Wastewater Treatment Operator I		(82,998)
28	-	28	4123-2	Wastewater Treatment Operator II		(92,059)
29	-	29	4123-3	Wastewater Treatment Operator III		(97,092)
14	(2)	12	7856-2	Water Biologist II	3143	(65,625- 81,515)**
4	-	4	7856-3	Water Biologist III	3612	(75,418- 93,688)**
3	-	3	7857-2	Water Microbiologist II	3143	(65,625- 81,515)**
1	-	1	7857-3	Water Microbiologist III	3612	(75,418- 93,688)**
6	-	6	3796	Welder		(74,019)
1	-	1	3798-2	Welder Supervisor II		(87,382)
2,739	(13)	2,726				

AS NEEDED

To be Employed As Needed in Such Numbers as Required

1358	Clerk Typist	1829	(38,189- 47,460)
0717-2	Event Attendant II	\$13.31/hr.	

BUREAU OF SANITATION

Position Counts			Code	Title	2012-13 Salary Range and Annual Salary	
2011-12	Change	2012-13				

AS NEEDED

To be Employed As Needed in Such Numbers as Required

			3112-6	Maintenance Laborer	1969	(41,112- 51,072)
			1542	Project Assistant	2294	(47,898- 59,528)*
			1537	Project Coordinator	3021	(63,078- 78,362)*
			3580-2	Refuse Collection Truck Operator II	2580(3)	(60,050- 66,920)
			7203-1	Student Engineer I	1397(5)	(36,247)****
			7203-2	Student Engineer II	1474(5)	(38,252)****
			7203-3	Student Engineer III	1561(5)	(40,486)****
			7203-4	Student Engineer IV	2217(5)	(57,545)****
			1502	Student Professional Worker	1256(5)	(32,572)****

SEASONAL

Seasonal Positions

3	-	3	3525-6	Equipment Operator		(88,385)
80	-	80	3112-6	Maintenance Laborer	1969	(41,112- 51,072)
160	-	160	3580-2	Refuse Collection Truck Operator II	2580(3)	(60,050- 66,920)
243	-	243				

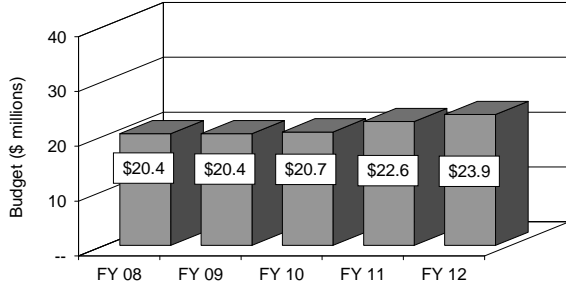
		Regular Positions			Seasonal Positions
Total	2,726	2,726			243

BUREAU OF STREET LIGHTING

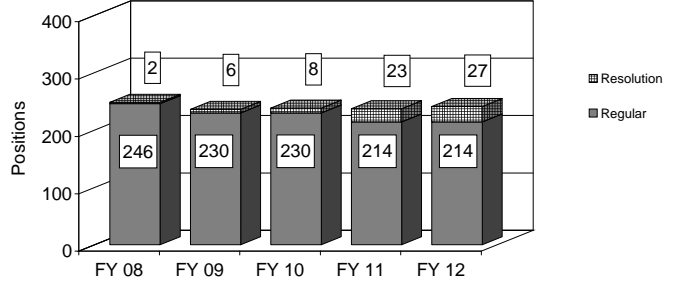
2012-13 Proposed Budget

FIVE YEAR HISTORY OF BUDGET AND POSITION AUTHORITIES

FIVE YEAR BUDGET HISTORY



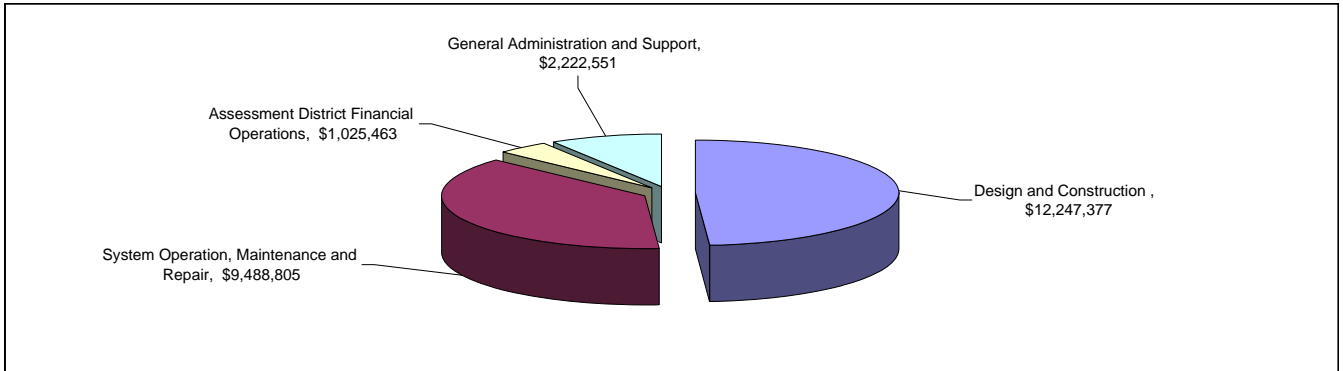
FIVE YEAR POSITION AUTHORITY HISTORY



SUMMARY OF FY 2012-13 PROPOSED BUDGET CHANGES

	Total Budget			General Fund			Special Fund		
		Regular	Resolution		Regular	Resolution		Regular	Resolution
FY 11-12 Adopted	\$ 23,908,283	214	27	\$ - 0%	0	0	\$ 23,908,283 100%	214	27
FY 12-13 Proposed	\$ 24,984,196	209	28	\$ - 0%	0	0	\$ 24,984,196 100%	209	28
Change from Prior Year	\$ 1,075,913	(5)	1	\$ -	0	0	\$ 1,075,913	(5)	1

2012-13 FUNDING DISTRIBUTION BY PROGRAM



MAIN BUDGET ITEMS

	Funding	Positions
◆ Salary Savings Rate Increased from 5.6% to 7.0%	\$ (230,635)	-
◆ Deletion of Vacant Positions	\$ (177,420)	(3)
◆ Light Emitting Diode Conversion	\$ 3,466,058	10
◆ Signal Synchronization Support	\$ 515,448	6
◆ Transportation Grant Annual Work Program	\$ 336,168	4
◆ Metro/Expo Annual Work Program	\$ 600,432	7
◆ Human Resources Consolidation	\$ (131,664)	(2)

Recapitulation of Changes

	Adopted Budget 2011-12	Total Budget Changes	Budget Appropriation 2012-13
EXPENDITURES AND APPROPRIATIONS			
Salaries			
Salaries General	16,490,125	732,098	17,222,223
Overtime General	481,000	130,000	611,000
Hiring Hall Salaries	936,635	461,565	1,398,200
Benefits Hiring Hall	721,696	375,504	1,097,200
Total Salaries	18,629,456	1,699,167	20,328,623
Expense			
Printing and Binding	12,500	-	12,500
Travel	14,569	-	14,569
Contractual Services	524,400	-	524,400
Field Equipment Expense	7,500	-	7,500
Transportation	1,000	-	1,000
Office and Administrative	454,624	(42,600)	412,024
Operating Supplies	504,750	11,500	516,250
Total Expense	1,519,343	(31,100)	1,488,243
Equipment			
Furniture, Office and Technical Equipment	140,000	(140,000)	-
Total Equipment	140,000	(140,000)	-
Special			
Early Retirement Incentive Program Payout	452,154	(452,154)	-
St. Lighting Improvements and Supplies	3,167,330	-	3,167,330
Total Special	3,619,484	(452,154)	3,167,330
Total Bureau of Street Lighting	23,908,283	1,075,913	24,984,196

SOURCES OF FUNDS

Special Gas Tax Street Improvement Fund (Sch 5)	1,061,109	5,817	1,066,926
Sewer Capital (Sch. 14)	183,856	1,035	184,891
St. Light. Maint. Assessment Fund (Sch. 19)	21,526,003	455,653	21,981,656
Proposition A Local Transit Fund (Sch. 26)	111,723	(111,723)	-
Prop. C Anti-Gridlock Transit Fund (Sch. 27)	1,025,592	633,751	1,659,343

Recapitulation of Changes

	Adopted Budget 2011-12	Total Budget Changes	Budget Appropriation 2012-13
SOURCES OF FUNDS			
Street Banners Trust Fund (Sch. 29)	-	91,380	91,380
Total Funds	23,908,283	1,075,913	24,984,196
Percentage Change			4.5%
Positions	214	(5)	209

Changes Applicable to Various Programs

The following changes involve two or more budgetary programs. These changes are explained below and apportioned as single entries in the affected programs. Single-program changes are shown only in the programs involved.

Program Changes	Direct Cost	Posi- tions	Total Cost
Changes in Salaries, Expense, Equipment and Special			
Obligatory Changes			
1 . 2011-12 Employee Compensation Adjustment Related costs consist of employee benefits. SG \$5,709 Related Costs: \$1,464	5,709	-	7,173
2 . 2012-13 Employee Compensation Adjustment Related costs consists of employee benefits. SG \$283,647 Related Costs: \$72,727	283,647	-	356,374
3 . Salary Step Plan and Turnover Effect Related costs consist of employee benefits. SG \$(123,849) Related Costs: \$(31,755)	(123,849)	-	(155,604)
4 . Change in Number of Working Days Reduce funding to reflect one less working day. Related costs consist of employee benefits. SG \$(59,682) Related Costs: \$(15,302)	(59,682)	-	(74,984)
5 . Negotiated Unpaid Holidays Reduce funding in the Salaries General account to reflect unpaid holidays for civilian employees represented by certain bargaining units. SG \$(3,122)	(3,122)	-	(3,122)
6 . Full Funding for Partially Financed Positions This includes the restoration of work day reductions adopted as part of the Fiscal Year 2011-12 Budget. SG \$952,154 Related Costs: \$131,103	952,154	-	1,083,257
7 . Early Retirement Incentive Program Payout This item removes funding for the final Early Retirement Incentive Program (ERIP) payout, which was completed in 2011-12. SP \$(452,154)	(452,154)	-	(452,154)

Program Changes		Direct Cost	Posi- tions	Total Cost
Changes in Salaries, Expense, Equipment and Special				
Deletion of One-Time Services				
8 .	Deletion of Funding for Resolution Authorities Delete funding for 27 resolution authority positions. Resolution authorities are reviewed annually and continued only if sufficient funding is available to maintain the current service level. Related costs consist of employee benefits. 21 positions are continued: Light Emitting Diode Conversion Program (Ten positions) Signal Synchronization Support (Six positions) Transportation Grant Annual Work Program (Four positions) Copper Wire Replacement (One position) Six positions are not continued: Light Emitting Diode Conversion Program (One position) Signal Synchronization Support (One position) Electrical Clearance Function (Four positions) SG \$(2,030,832) Related Costs: \$(592,190)	(2,030,832)	-	(2,623,022)
9 .	Deletion of One-Time Expense Funding Delete one-time funding for 2011-12 expense items. SOT \$(210,000); SHH \$(757,435); SHHFB \$(600,896); SP \$(200,000); EX \$(482,210)	(2,250,541)	-	(2,250,541)
10 .	Deletion of 2011-12 Equipment Delete one-time funding for 2011-12 equipment purchases. EQ \$(140,000)	(140,000)	-	(140,000)
Efficiencies to Services				
11 .	Salary Savings Rate Adjustment Increase the salary savings rate, on a one-time basis, from its current level of 5.6 percent to seven percent to reflect the appropriate level of attrition and vacancies in the Bureau. This action will reduce funding in the Bureau's General Salaries account and will require the Bureau to hold an additional three positions vacant. SG \$(230,635)	(230,635)	-	(230,635)
12 .	Deletion of Vacant Positions Delete funding and regular authority for one Clerk Typist, one Improvement Assessor and one Office Engineering Technician II due to financial constraints in the Street Lighting Maintenance Assessment Fund. The service level impact will be minimal as the positions are vacant and the workload has been absorbed by existing employees. Related costs consist of employee benefits. SG \$(177,420) Related Costs: \$(77,292)	(177,420)	(3)	(254,712)
TOTAL CHANGES APPLICABLE TO VARIOUS PROGRAMS		(4,226,725)	(3)	

Design and Construction

This program designs and constructs new lighting systems, rehabilitates and replaces older deteriorated lighting systems and supports other departments and agencies with their street lighting designs. These street lighting improvements are all designed according to nationally accepted standards which increase the safety for all the citizens in the City of Los Angeles.

Program Changes	Direct Cost	Posi- tions	Total Cost
Changes in Salaries, Expense, Equipment and Special			
13 . Apportionment of Changes Applicable to Various Programs	(3,411,800)	-	(3,853,671)
Related costs consist of employee benefits			
Related Costs: \$(441,871)			

Continuation of Services

14 . Light Emitting Diode Conversion Program	3,466,058	-	3,762,386
Continue funding and resolution authority for ten positions to accelerate the five-year light emitting diode (LED) conversion program that will replace 140,000 existing street light fixtures in the City with energy-saving LED units and have it completed in four years. These positions include one Street Lighting Engineer, one Street Lighting Engineering Associate II, one Street Lighting Electrician Supervisor I, four Street Lighting Electricians, and three Electrical Craft Helpers. This program will reduce energy consumption and maintenance requirements. Increase funding in the Salaries Overtime, Hiring Hall and equipment expense accounts to accelerate and complete the conversion program in 2012-13 instead of 2013-14. Continue contractual services funding for independent testing of the LED equipment. Continue various expense funding for aerial lift truck rental, mobile modular lease, and other office equipment. Funding is provided by the Street Lighting Maintenance Assessment Fund through a loan from the Los Angeles Department of Water and Power and energy conservation rebates. The loan will be repaid through savings from reduced maintenance needs and energy costs. Related costs consist of employee benefits.			
<i>SG \$742,548; SOT \$285,000; SHH \$1,219,000; SHHFB \$976,400; EX \$243,110</i>			
Related Costs: \$296,328			

Program Changes		Direct Cost	Posi- tions	Total Cost
Changes in Salaries, Expense, Equipment and Special				
Continuation of Services				
15 .	Signal Synchronization Support Continue funding and resolution authority for six positions to expedite completion of the City's Adaptive Traffic Control System (ATCS), new signal and signal modification projects. These positions include three Street Lighting Engineering Associate IIs, one Street Lighting Engineering Associate III, one Street Lighting Engineer and one Civil Engineering Drafting Technician. This will help the City better manage traffic congestion. Resolution authorities are also provided to the Department of Transportation, the Bureau of Contract Administration and the Bureau of Engineering to complete the advanced signal synchronization of traffic signals throughout the City. Funding is provided by the Proposition C Anti-Gridlock Transit Improvement Fund. Related costs consist of employee benefits. <i>SG \$515,448</i> Related Costs: \$195,744	515,448	-	711,192
16 .	Transportation Grant Annual Work Program Continue funding and resolution authority for four positions to continue the Transportation Grant Annual Work Program. These positions include three Street Lighting Engineering Associate IIs and one Management Analyst II. In prior years, this program, consisting of individual projects and over 200 Citywide ongoing resolution authority positions, received appropriations and funding through an interim annual report. Additional funding transfers for specific projects and material and expense costs will continue to be addressed through an interim report to the Mayor and City Council. Transportation Grant funds for these positions are available in the Proposition C Anti-Gridlock Transit Improvement Fund. Related costs consist of employee benefits. <i>SG \$336,168</i> Related Costs: \$128,568	336,168	-	464,736
New Services				
17 .	Metro/Expo Annual Work Program Add funding and resolution authority for seven positions to support the Los Angeles Metropolitan Transportation/Exposition Line Construction Authority (Metro/Expo) Annual Work Program. These positions include one Street Lighting Engineering Associate (SLEA) IV, one SLEA III, four SLEA IIs, and one Civil Engineering Drafting Technician. These positions will review and approve designs for projects to ensure compliance with City design standards. Three positions were previously authorized off-budget by Council beginning in 2008-09 (C.F. 09-0171) and the remaining four positions were authorized off-budget by Council in 2011-12 (C.F. 11-1807). Front funding will be provided from the Proposition C Anti-Gridlock Transit Improvement Fund. The costs of these positions and all expenses will be fully reimbursed by Metro/Expo. Related costs consist of employee benefits. <i>SG \$600,432</i> Related Costs: \$228,120	600,432	-	828,552

Program Changes	Direct Cost	Posi- tions	Total Cost
Changes in Salaries, Expense, Equipment and Special			
Other Changes or Adjustments			
18 . Funding Source Adjustment - Transit Lighting Realign funding for one Street Lighting Engineering Associate III in the Transit Lighting Division from Proposition A Local Transit Assistance Fund to Proposition C Anti-Gridlock Transit Improvement Fund. This position supports the Metro Rail Annual Work Program. Related costs consist of employee benefits.	-	-	-
19 . Funding Source Adjustment - Banner Program Realign funding for one Street Lighting Engineering Associate II and associated program costs from the Street Lighting Maintenance Assessment Fund to the Street Banner Revenue Trust Fund for administration and enforcement of the Street Banner Program. This position is responsible for reviewing banner content, verifying contractor authority, coordinating banner placement logistics and administering and enforcing permits and banner program regulations.	-	-	-
TOTAL DESIGN AND CONSTRUCTION	<u>1,506,306</u>	<u>-</u>	
2011-12 Program Budget	10,541,071	83	
Changes in Salaries, Expense, Equipment and Special	<u>1,506,306</u>	<u>-</u>	
2012-13 PROGRAM BUDGET	<u>12,047,377</u>	<u>83</u>	

System Operation, Maintenance and Repair

This program is responsible for the maintenance, repair, and operations of more than 210,000 streetlights in the City of Los Angeles.

Program Changes	Direct Cost	Posi- tions	Total Cost
Changes in Salaries, Expense, Equipment and Special			
20 . Apportionment of Changes Applicable to Various Programs Related costs consist of employee benefits Related Costs: \$(22,767)	(739,073)	-	(761,840)
Continuation of Services			
21 . Copper Wire Replacement and Reinforcement Continue funding and resolution authority for one Cement Finisher Worker, overtime, and supplies for the replacement of copper wire stolen from street lights and street lighting facilities and for reinforcement of pullboxes. Continue funding in the Contractual Services account to maintain a 24-hour security guard at the Field Operations Supply Yard. Funding is provided by the Street Lighting Maintenance Assessment Fund. Related costs consist of employee benefits. <i>SG \$53,196; SOT \$55,000; SP \$200,000; EX \$108,000</i> Related Costs: \$24,240	416,196	-	440,436
Efficiencies to Services			
22 . Fleet Replacement Deferral Continue funding for the lease of vehicles and maintenance equipment to support field operations in-lieu of replacing vehicles. Eight Street Lighting vehicles will reach the end of their useful life within the next year, and the Bureau will lease, rather than replace, these vehicles. The vehicle lease will include maintenance. Funding is provided by the Street Lighting Maintenance Assessment Fund. <i>EX \$100,000</i>	100,000	-	100,000
Other Changes or Adjustments			
23 . Field Operations Division Personnel Adjustment Reallocate one Street Lighting Electrician Supervisor I to a new class titled Street Lighting Construction and Maintenance Superintendent I to address changing operational needs.	-	-	-
TOTAL SYSTEM OPERATION, MAINTENANCE AND REPAIR	<u>(222,877)</u>	<u>-</u>	
2011-12 Program Budget	9,911,682	91	
Changes in Salaries, Expense, Equipment and Special	<u>(222,877)</u>	<u>-</u>	
2012-13 PROGRAM BUDGET	<u>9,688,805</u>	<u>91</u>	

Assessment District Financial Operations

This program is responsible for coordinating and processing all street lighting maintenance assessments.

Program Changes	Direct Cost	Posi- tions	Total Cost
Changes in Salaries, Expense, Equipment and Special			
24 . Apportionment of Changes Applicable to Various Programs	91,332	(1)	72,786
Related costs consist of employee benefits			
Related Costs: \$(18,546)			
TOTAL ASSESSMENT DISTRICT FINANCIAL OPERATIONS	<u>91,332</u>	<u>(1)</u>	
2011-12 Program Budget	934,131	12	
Changes in Salaries, Expense, Equipment and Special	<u>91,332</u>	<u>(1)</u>	
2012-13 PROGRAM BUDGET	<u>1,025,463</u>	<u>11</u>	

General Administration and Support

This program provides the executive, technical, and administrative support for the Bureau of Street Lighting. General administrative support includes budget preparation, personnel administration, finance and accounting and clerical support. Technical program support includes project planning and schedule control, estimating, construction scheduling and review and development of interagency agreements.

Program Changes	Direct Cost	Posi- tions	Total Cost
Changes in Salaries, Expense, Equipment and Special			
25 . Apportionment of Changes Applicable to Various Programs Related costs consist of employee benefits Related Costs: \$(28,061)	(167,184)	(2)	(195,245)
Transfer of Services			
26 . Human Resources Consolidation - Phase I Transfer funding and regular authority for two positions to the Personnel Department to implement Phase I of the consolidation of human resource functions (C.F. 11-0261-S1). See related item in the Personnel Department Blue Book. SG \$(131,664) Related Costs: \$(54,948)	(131,664)	(2)	(186,612)
TOTAL GENERAL ADMINISTRATION AND SUPPORT	<u>(298,848)</u>	<u>(4)</u>	
2011-12 Program Budget	2,521,399	28	
Changes in Salaries, Expense, Equipment and Special	<u>(298,848)</u>	<u>(4)</u>	
2012-13 PROGRAM BUDGET	<u>2,222,551</u>	<u>24</u>	

**BUREAU OF STREET LIGHTING
DETAIL OF CONTRACTUAL SERVICES ACCOUNT**

2011-12 Contract Amount	Program/Code/Description	2012-13 Contract Amount
Design and Construction - AJ8401		
\$ 30,000	1. Independent Testing.....	\$ 30,000
8,400	2. Microfiche services (County assessment maps).....	8,400
<u>\$ 38,400</u>	Design and Construction Total	<u>\$ 38,400</u>
System Operation, Maintenance and Repair - AJ8402		
\$ 3,000	3. Ice maker (Raymer Street Yard).....	\$ 3,000
50,000	4. Dig Alert.....	50,000
250,000	5. Pole painting.....	250,000
108,000	6. Security Services.....	108,000
40,000	7. Locate and Mark	40,000
<u>\$ 451,000</u>	System Operation, Maintenance and Repair Total	<u>\$ 451,000</u>
General Administration and Support - AJ8450		
\$ 35,000	8. Copier rental.....	\$ 35,000
<u>\$ 35,000</u>	General Administration and Support Total	<u>\$ 35,000</u>
<u>\$ 524,400</u>	TOTAL CONTRACTUAL SERVICES ACCOUNT	<u>\$ 524,400</u>

BUREAU OF STREET LIGHTING TRAVEL AUTHORITY

2011-12 Amount	Auth. No.	Trip Category Trip-Location-Date	2012-13 Amount	Auth. No.
A. Conventions				
\$ -	-	1. None	\$ -	-
\$ -	-	TOTAL CONVENTION TRAVEL	\$ -	-
B. Business				
\$ 1,633	1	2. Illuminating Engineering Society of North America (IESNA) Annual Technical Meeting	\$ 1,583	1
1,707	1	3. IESNA Street and Area Light Conference location and date to be determined	1,707	1
986	1	4. IESNA Roadway Lighting Committee Meeting location and date to be determined	986	1
- *	3	5. Environmental Systems Research Institute (ESRI) Geographic Information System (GIS) Conference	1,500	3
821	1	6. American National Standard Institute Accredited Standards Committee 136 (C136) - Roadway & Area Lighting Meeting, West Coast, location to be determined (Fall 2012)	821	1
- *	1	7. C136 Meeting, East Coast, Spring 2013	721	1
488	1	8. C78 - Electric Lamps and C82 - Lamp Ballasts Meeting, West Coast, Spring 2013	- *	1
1,603	1	9. APWA Conference, location and date to be determined	1,440	1
1,466	2	10. Lightfair Trade Show & Conf, Spring 2013 location to be determined	833	2
1,468	2	11. DOE State Lt Workshop, location and date to be determined	1,192	2
1,731	3	12. LED Street Lighting Installation, location and date TBD	1,199	3
1,666	4	13. LED Factory Inspection, location and date to be determined	1,249	3
1,000	1	14. Municipal Solid State Lighting Consortium Workshop - TBD	733	1
-	-	15. Networked Solar, location and date to be determined	605	1
\$ 14,569	22	TOTAL BUSINESS TRAVEL	\$ 14,569	22
\$ 14,569	22	TOTAL TRAVEL EXPENSE ACCOUNT	\$ 14,569	22

* Trip authorized but not funded.

BUREAU OF STREET LIGHTING

Position Counts			Code	Title	2012-13 Salary Range and Annual Salary	
2011-12	Change	2012-13				
<u>GENERAL</u>						
<u>Regular Positions</u>						
1	-	1	1513-2	Accountant II	2534	(52,909- 65,709)*
3	-	3	1223-1	Accounting Clerk I	2260	(47,188- 58,610)
1	-	1	1223-2	Accounting Clerk II	2386	(49,819- 61,888)
1	-	1	7536	Assistant Director Bureau of Street Lighting	5994	(125,154-155,493)
23	-	23	3809	Assistant Street Lighting Electrician		(63,516)
1	-	1	3353	Cement Finisher		(68,507)
5	-	5	7232	Civil Engineering Drafting Technician	2387	(49,840- 61,930)*
6	(2)	4	1358	Clerk Typist	1829	(38,189- 47,460)
1	-	1	9265	Director of Street Lighting		(175,308)****
32	-	32	3799	Electrical Craft Helper	2119	(44,244- 54,977)
1	-	1	1117-2	Executive Administrative Assistant II	2955	(61,700- 76,671)
1	-	1	1117-3	Executive Administrative Assistant III	3167	(66,126- 82,162)
3	-	3	7213	Geographic Information Specialist	2782	(58,088- 72,182)*
1	-	1	7214-1	Geographic Information Systems Supervisor I	3119	(65,124- 80,930)*
3	(1)	2	1562	Improvement Assessor	2660	(55,540- 69,008)*
2	-	2	1564-1	Improvement Assessor Supervisor I	3148	(65,730- 81,682)*
1	-	1	1564-2	Improvement Assessor Supervisor II	3790	(79,135- 98,323)*
3	-	3	3115	Maintenance and Construction Helper	1929	(40,277- 50,070)
3	-	3	9184-2	Management Analyst II	3228	(67,400- 83,749)*
1	-	1	1539	Management Assistant	2294	(47,898- 59,528)*
1	-	1	3771	Mechanical Helper	2033	(42,449- 52,722)
3	(1)	2	7212-2	Office Engineering Technician II	2332	(48,692- 60,489)*
1	-	1	7212-3	Office Engineering Technician III	2599	(54,267- 67,442)*
1	-	1	1170-1	Payroll Supervisor I	2926	(61,094- 75,898)*
1	(1)	-	1731-2	Personnel Analyst II	3228	(67,400- 83,749)*
2	-	2	7207	Senior Civil Engineering Drafting Technician	2660	(55,540- 69,008)*
5	-	5	1368	Senior Clerk Typist	2260	(47,188- 58,610)
2	-	2	9171-1	Senior Management Analyst I	3813	(79,615- 98,908)*
1	-	1	9171-2	Senior Management Analyst II	4723	(98,616-122,523)*
1	-	1	1837	Senior Storekeeper	2609	(54,475- 67,672)
3	-	3	9536	Senior Street Lighting Engineer	4998	(104,358-129,664)**
3	-	3	1597-1	Senior Systems Analyst I	3817	(79,698- 99,012)*
1	-	1	1597-2	Senior Systems Analyst II	4724	(98,637-122,544)*
1	-	1	1835-2	Storekeeper II	2260	(47,188- 58,610)
29	-	29	3811	Street Lighting Electrician		(78,341)
7	-	7	3840-1	Street Lighting Electrician Supervisor I		(91,579)
1	-	1	3840-2	Street Lighting Electrician Supervisor II		(96,068)
1	-	1	3840-3	Street Lighting Electrician Supervisor III		(106,300)

BUREAU OF STREET LIGHTING

Position Counts					2012-13 Salary Range and Annual Salary	
2011-12	Change	2012-13	Code	Title		
<u>GENERAL</u>						
<u>Regular Positions</u>						
6	-	6	7537	Street Lighting Engineer	4249	(88,719-110,225)**
30	-	30	7527-2	Street Lighting Engineering Associate II	3511	(73,309- 91,078)**
13	-	13	7527-3	Street Lighting Engineering Associate III	3910	(81,640-101,435)**
1	-	1	7527-4	Street Lighting Engineering Associate IV	4249	(88,719-110,225)**
1	-	1	1501	Student Worker	\$12.74/hr.	****
3	-	3	1596-2	Systems Analyst II	3228	(67,400- 83,749)*
1	-	1	1832-1	Warehouse and Toolroom Worker I	1929	(40,277- 50,070)
2	-	2	3796	Welder		(74,019)
214	(5)	209				

AS NEEDED

To be Employed As Needed in Such Numbers as Required

1501 Student Worker \$12.74/hr. ****

	Regular Positions
Total	209

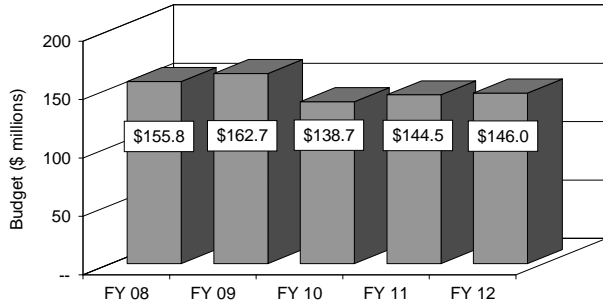
THIS PAGE INTENTIONALLY LEFT BLANK

BUREAU OF STREET SERVICES

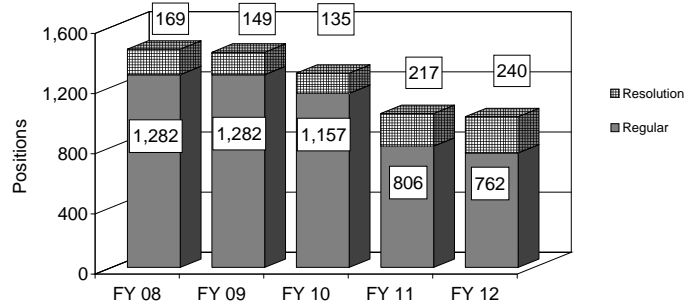
2012-13 Proposed Budget

FIVE YEAR HISTORY OF BUDGET AND POSITION AUTHORITIES

FIVE YEAR BUDGET HISTORY



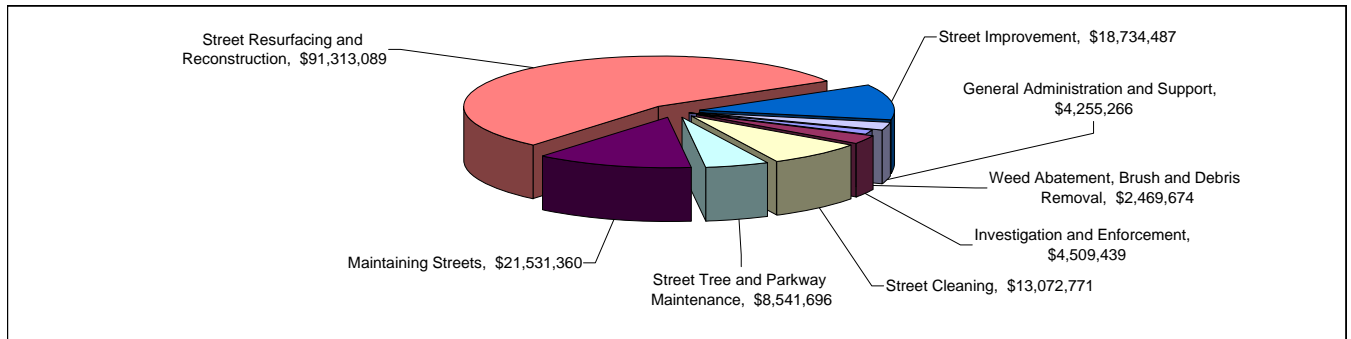
FIVE YEAR POSITION AUTHORITY HISTORY



SUMMARY OF FY 2012-13 PROPOSED BUDGET CHANGES

	Total Budget			General Fund			Special Fund				
		Regular	Resolution		Regular	Resolution		Regular	Resolution		
FY 11-12 Adopted	\$ 146,019,376	762	240	\$ 15,779,207	11%	163	32	\$ 130,240,169	89%	599	208
FY 12-13 Proposed	\$ 164,427,782	737	300	\$ 14,468,656	9%	143	4	\$ 149,959,126	91%	594	296
Change from Prior Year	\$ 18,408,406	(25)	60	\$ (1,310,551)		(20)	(28)	\$ 19,718,957		(5)	88

2012-13 FUNDING DISTRIBUTION BY PROGRAM



MAIN BUDGET ITEMS

	Funding	Positions
◆ Deletion of General Fund Vacancies	\$ (588,228)	(10)
◆ Deletion of Filled Positions	\$ (749,820)	(8)
◆ Public Right-of-Way Construction Enforcement	\$ 370,784	4
◆ Slurry Seal	\$ 7,327,383	18
◆ Asphalt Repair (potholes)	\$ 1,968,683	-
◆ Measure R Local Return Fund (additional slurry seal miles)	\$ 2,095,000	-
◆ Street Resurfacing and Reconstruction	\$ 25,359,784	95
◆ Street Resurfacing and Reconstruction Adjustment	\$ 17,858,061	82
◆ Measure R Local Return Fund (additional resurfacing miles)	\$ 4,220,000	-
◆ Sidewalk Access Ramps	\$ 3,306,095	23
◆ Bus Pad and Stop Improvements	\$ 1,484,190	11
◆ Street Improvement One-Time Expense Reductions	\$ (1,174,287)	-
◆ Metro/Expo Authority Annual Work Program	\$ 689,754	6
◆ Streetscape and Transit Enhancements	\$ 4,141,701	54
◆ Human Resources Consolidation - Phase I	\$ (184,608)	(2)

Recapitulation of Changes

	Adopted Budget 2011-12	Total Budget Changes	Budget Appropriation 2012-13
EXPENDITURES AND APPROPRIATIONS			
Salaries			
Salaries General	59,284,802	11,299,069	70,583,871
Salaries As-Needed	-	662,500	662,500
Overtime General	4,202,965	1,425,742	5,628,707
Hiring Hall Salaries	268,470	(134,235)	134,235
Benefits Hiring Hall	134,235	-	134,235
Total Salaries	63,890,472	13,253,076	77,143,548
Expense			
Printing and Binding	85,867	(1,400)	84,467
Construction Expense	49,394,621	7,577,749	56,972,370
Contractual Services	16,331,720	632,249	16,963,969
Field Equipment Expense	673,269	(195,130)	478,139
Transportation	1,156,375	58,271	1,214,646
Utilities Expense Private Company	838,751	-	838,751
Uniforms	46,858	115,271	162,129
Office and Administrative	1,213,887	30,024	1,243,911
Operating Supplies	9,931,858	(606,006)	9,325,852
Total Expense	79,673,206	7,611,028	87,284,234
Special			
Early Retirement Incentive Program Payout	2,455,698	(2,455,698)	-
Total Special	2,455,698	(2,455,698)	-
Total Bureau of Street Services	146,019,376	18,408,406	164,427,782

SOURCES OF FUNDS

General Fund	15,779,207	(1,310,551)	14,468,656
Traffic Safety Fund (Sch. 4)	4,797,139	(660,070)	4,137,069
Special Gas Tax Street Improvement Fund (Sch 5)	64,530,268	(285,423)	64,244,845
Stormwater Pollution Abatement Fund (Sch. 7)	5,287,749	610,277	5,898,026
Proposition A Local Transit Fund (Sch. 26)	2,324,055	121,072	2,445,127
Prop. C Anti-Gridlock Transit Fund (Sch. 27)	11,115,002	17,381,541	28,496,543
Bus Bench Advertising Program Fund (Sch. 29)	147,836	16,282	164,118
Integrated Solid Waste Mgt Fund (Sch. 29)	280,104	(280,104)	-
Prop 1B Infrastructure Bond (Sch. 29)	32,857,869	(2,264,002)	30,593,867
Street Damage Restoration Fee Fund (Sch. 47)	2,422,616	(1,564,180)	858,436

Recapitulation of Changes

	Adopted Budget 2011-12	Total Budget Changes	Budget Appropriation 2012-13
SOURCES OF FUNDS			
Measure R Local Return (Sch 49)	6,300,000	6,821,095	13,121,095
Multi-Family Bulky Item Special Fund (Sch. 52)	177,531	(177,531)	-
Total Funds	146,019,376	18,408,406	164,427,782
Percentage Change			12.61%
Positions	762	(25)	737

Changes Applicable to Various Programs

The following changes involve two or more budgetary programs. These changes are explained below and apportioned as single entries in the affected programs. Single-program changes are shown only in the programs involved.

Program Changes	Direct Cost	Posi- tions	Total Cost
Changes in Salaries, Expense, Equipment and Special			
Obligatory Changes			
1 . 2011-12 Employee Compensation Adjustment Related costs consist of employee benefits. SG \$9,945 Related Costs: \$2,550	9,945	-	12,495
2 . 2012-13 Employee Compensation Adjustment Related costs consist of employee benefits. SG \$1,688,428 Related Costs: \$432,913	1,688,428	-	2,121,341
3 . Salary Step Plan and Turnover Effect Related costs consist of employee benefits. SG \$4,368,515 Related Costs: \$1,120,088	4,368,515	-	5,488,603
4 . Change in Number of Working Days Reduce funding to reflect one less working day. Related costs consist of employee benefits. SG \$(202,172) Related Costs: \$(51,837)	(202,172)	-	(254,009)
5 . Negotiated Unpaid Holidays Reduce funding in the Salaries General account to reflect unpaid holidays for civilian employees represented by certain bargaining units. SG \$(66,491)	(66,491)	-	(66,491)
6 . Full Funding for Partially Financed Positions This includes the restoration of work day reductions adopted as part of the Fiscal Year 2011-12 Budget. SG \$2,121,800	2,121,800	-	2,121,800
7 . Early Retirement Incentive Program Payout This item removes funding for the final Early Retirement Incentive Program (ERIP) payout, which was completed in 2011-12. SP \$(2,455,698)	(2,455,698)	-	(2,455,698)
8 . MOU Negotiated Payouts Add one-time funding in Salaries General for cash payouts negotiated for employees represented by the International Union of Operating Engineers (MOU 09) and Service Employees International Union (MOU 29) SG \$2,403	2,403	-	2,403

Program Changes		Direct Cost	Posi- tions	Total Cost
Changes in Salaries, Expense, Equipment and Special				
Deletion of One-Time Services				
9 .	Deletion of Funding for Resolution Authorities Delete funding for 240 resolution authority positions. Resolution authorities are reviewed annually and continued only if sufficient funding is available to maintain the current service level. Related costs consist of employee benefits. 210 positions are continued: Sidewalk Access Ramps (23 positions) Bus Pads and Stop Improvements (11 positions) Streetscape and Transit Enhancements (54 positions) Design of Bikeways and Pedestrian Facilities (Five positions) Public Right-of-Way Construction Enforcement (Four positions) Slurry Seal (18 positions) Street Resurfacing and Reconstruction (95 positions) 16 positions are continued as regular positions: Weed Abatement and Debris Removal (16 positions) 14 positions are not continued: Multi-Family Bulky Item Collection (Two positions) Weed Abatement and Debris Removal (12 positions) SG \$(14,706,693) Related Costs: \$(11,951,414)	(14,706,693)	-	(26,658,107)
10 .	Deletion of One-Time Expense Funding Delete one-time funding for 2011-12 expense items. Most of this funding is related to the 735-mile Pavement Preservation Plan and is recommended to be added back to the Plan. SOT \$(1,558,650); EX \$(36,459,495)	(38,018,145)	-	(38,018,145)
Continuation of Services				
11 .	CicLAvia Program Support Continue ongoing operations and administrative support within existing operating funds for City-sponsored CicLAvia events. Additional funding is provided in the Mobile Source Air Pollution Reduction Trust Fund.	-	-	-
Reduced Services				
12 .	Deletion of Filled Positions Delete funding and regular authority for 8 positions due to the City's fiscal constraints. The selection of filled positions for deletion was made in consultation with affected departments, taking into account service priorities and potential impacts, and only after funded vacant positions were identified for elimination. Every effort was made to avoid and/or minimize impacts to core services including public safety and revenue generation, and to comply with legal requirements. The elimination of funded vacant positions reduced the number of filled positions required for deletion, thereby reducing the number of potential layoffs. Related costs consist of employee benefits. SG \$(749,820) Related Costs: \$(277,008)	(749,820)	(8)	(1,026,828)

Program Changes		Direct Cost	Posi- tions	Total Cost
Changes in Salaries, Expense, Equipment and Special				
Efficiencies to Services				
13 .	Deletion of General Fund Vacancies Delete funding and regular authority for six Clerks, one Clerk Typist, one Management Analyst II, and two Civil Engineering Associate IIIs due to the City's fiscal constraints. The service level impacts will be minimal as the positions are vacant and the workload has been absorbed by existing employees. Related cost consists of employee benefits. SG \$(588,228) Related Costs: \$(256,788)	(588,228)	(10)	(845,016)
Other Changes or Adjustments				
14 .	Street Damage Restoration Fee Special Fund Transfer appropriations in the amount of \$2,742,508 from the Street Damage Restoration Fee Special Fund to the Proposition 1B Infrastructure Bond Fund. This is a source of funds adjustment to the Street Resurfacing and Reconstruction Program.	-	-	-
TOTAL CHANGES APPLICABLE TO VARIOUS PROGRAMS		<u>(48,596,156)</u>	<u>(18)</u>	

Weed Abatement, Brush and Debris Removal

This program provides for the discing of weeds, removal of tumbleweeds and other debris from roadsides and unimproved parcels of land and the chemical spraying of alleys, specified City properties and street islands for weed eradication to minimize fire, health and safety hazards.

Program Changes	Direct Cost	Posi- tions	Total Cost
Changes in Salaries, Expense, Equipment and Special			
15 . Apportionment of Changes Applicable to Various Programs Related costs consist of employee benefits Related Costs: \$66,410	432,807	-	499,217
Reduced Services			
16 . Weed Abatement and Debris Removal Delete regular authority for 11 Maintenance Laborers, four Truck Operators, and one Heavy Duty Truck Operator. Add regular authority for one Principal Clerk, one Clerk Typist, one Senior Clerk Typist, one Light Equipment Operator, two Equipment Operators, eight Street Services Supervisor IIs, and two Street Services Supervisor IIs. These positions are responsible for weed abatement, brush and debris removal from the public right-of-way and unimproved parcels. This personnel adjustment is necessary to better match the needs of the Bureau as it pursues implementing a model similiar to the Fire Department's Brush Clearance Program. See related item in Exhibit H.	-	-	-
Other Changes or Adjustments			
17 . Miscellaneous Personnel Changes Reallocate three regular positions of Lot Cleaning Supervisor to Street Services Supervisor. This action was approved by the Civil Service Commission in February 2012.	-	-	-
TOTAL WEED ABATEMENT, BRUSH AND DEBRIS REMOVAL	432,807	-	
2011-12 Program Budget	2,036,867	24	
Changes in Salaries, Expense, Equipment and Special	432,807	-	
2012-13 PROGRAM BUDGET	2,469,674	24	

Investigation and Enforcement

This program involves the enforcement of the various codes, statutes and ordinances concerning the use of public streets, parkways and sidewalks for safety, health and welfare of the public.

Program Changes	Direct Cost	Posi- tions	Total Cost
Changes in Salaries, Expense, Equipment and Special			
18 . Apportionment of Changes Applicable to Various Programs Related costs consist of employee benefits Related Costs: \$(1,454)	288,236	-	286,782
Continuation of Services			
19 . Public Right-of-Way Construction Enforcement Continue funding and resolution authority for four Street Services Investigators to provide public-right-of-way construction enforcement during weekday morning and evening rush hours. The cost of this service is offset by fees. Related costs consist of employee benefits. SG \$300,384; SOT \$30,000; EX \$40,400 Related Costs: \$119,424	370,784	-	490,208
TOTAL INVESTIGATION AND ENFORCEMENT	<u>659,020</u>	<u>-</u>	
2011-12 Program Budget	3,850,419	55	
Changes in Salaries, Expense, Equipment and Special	<u>659,020</u>	<u>-</u>	
2012-13 PROGRAM BUDGET	<u>4,509,439</u>	<u>55</u>	

Street Cleaning

This program involves the cleaning of improved roadways, bridges, tunnels, pedestrian subways, public walks, stairways and related appurtenances to maintain clean and aesthetic conditions.

Program Changes	Direct Cost	Posi- tions	Total Cost
Changes in Salaries, Expense, Equipment and Special			
20 . Apportionment of Changes Applicable to Various Programs Related costs consist of employee benefits Related Costs: \$260,073	1,476,921	-	1,736,994
Transfer of Services			
21 . Waste Receptacle Program Delete funding and regular authority for five Truck Operators. These positions were responsible for emptying 3,000 trash receptacles. This function was transferred to the Bureau of Sanitation (BOS), thereby consolidating trash pick-up under one department. Council approved the functional transfer of this activity in June 2011 (C.F. 11-0600-S103). Related costs consist of employee benefits. SG \$(316,954) Related Costs: \$(52,980)	(316,954)	(5)	(369,934)
TOTAL STREET CLEANING	<u>1,159,967</u>	<u>(5)</u>	
2011-12 Program Budget	11,912,804	141	
Changes in Salaries, Expense, Equipment and Special	<u>1,159,967</u>	<u>(5)</u>	
2012-13 PROGRAM BUDGET	<u>13,072,771</u>	<u>136</u>	

Street Tree and Parkway Maintenance

This program involves the planting, trimming and maintenance of trees, plants and shrubs in dedicated streets, parkways and other public ways to assure safety, visibility and appearance.

Program Changes	Direct Cost	Posi- tions	Total Cost
Changes in Salaries, Expense, Equipment and Special			
22 . Apportionment of Changes Applicable to Various Programs Related costs consist of employee benefits Related Costs: \$173,673	(251,553)	-	(77,880)
Other Changes or Adjustments			
23 . Median Island Landscape Maintenance Transfer \$850,000 in appropriations for median island maintenance from the Traffic Safety Fund to the Measure R Local Return Fund. A total of \$1,350,000 is provided within Measure R to maintain a two-week maintenance cycle. <i>EX \$(850,000)</i>	(850,000)	-	(850,000)
TOTAL STREET TREE AND PARKWAY MAINTENANCE	<u>(1,101,553)</u>	<u>-</u>	
2011-12 Program Budget	9,643,249	91	
Changes in Salaries, Expense, Equipment and Special	<u>(1,101,553)</u>	<u>-</u>	
2012-13 PROGRAM BUDGET	<u>8,541,696</u>	<u>91</u>	

Maintaining Streets

This program maintains and performs minor repairs to bituminous and concrete streets, concrete curbs, gutters, alleys, storm drain inlet structures, unimproved roadways, and other streets. It also makes minor repairs on sidewalks, curbs, and driveways. Additionally, this program preserves streets through slurry sealing and crack sealing.

Program Changes	Direct Cost	Posi- tions	Total Cost
Changes in Salaries, Expense, Equipment and Special			
24 . Apportionment of Changes Applicable to Various Programs Related costs consist of employee benefits Related Costs: \$(110,549)	(7,323,358)	(5)	(7,433,907)
Continuation of Services			
25 . Slurry Seal Continue funding and resolution authority for 18 positions consisting of two Street Services Supervisor IIs, two Motor Sweeper Operators, ten Street Services Worker Is, and four Street Services Worker IIIs to provide an additional 300 miles of slurry seal to the 100-mile base budget. This will maintain the current service level of 400 miles annually. Funding is provided by the Special Gas Tax Street Improvement Fund. Related costs consist of employee benefits. <i>SG \$1,075,224; SOT \$135,000; EX \$6,117,159</i> Related Costs: \$466,392	7,327,383	-	7,793,775
Increased Services			
26 . Asphalt Repair Continue funding in the amount of \$1,000,000 for overtime and construction materials to perform minor asphalt repairs, including the filling of potholes. Add funding in the amount of \$968,683, from the Traffic Safety Fund and the Street Damage Restoration Fee Fund, for overtime and construction materials to fill 50,000 additional potholes. The 2012-13 proposed budget will increase small asphalt repairs from 300,000 this year to 350,000 repairs next year. <i>SOT \$196,869; EX \$1,771,814</i>	1,968,683	-	1,968,683

Program Changes	Direct Cost	Posi- tions	Total Cost
Changes in Salaries, Expense, Equipment and Special			
Increased Services			
27 . Measure R Local Return Fund	2,095,000	-	2,095,000
Add \$2,095,000 in one-time expense funding from the Measure R Local Return Fund to provide an additional 55 miles of slurry seal to the current service level of 400 miles annually. <i>SOT \$137,500; SAN \$137,500; EX \$1,820,000</i>			
TOTAL MAINTAINING STREETS	<u>4,067,708</u>	<u>(5)</u>	
2011-12 Program Budget	17,463,652	150	
Changes in Salaries, Expense, Equipment and Special	<u>4,067,708</u>	<u>(5)</u>	
2012-13 PROGRAM BUDGET	<u>21,531,360</u>	<u>145</u>	

Street Resurfacing and Reconstruction

This program resurfaces and reconstructs bituminous and concrete streets and surfaces; reconstructs curbs, gutters, driveways, bridges, and stairways; and installs and alters other structures such as retaining walls, bulkheads, catch basins, subdrains, bus pads, guardrails, and maintenance holes.

Program Changes	Direct Cost	Posi- tions	Total Cost
Changes in Salaries, Expense, Equipment and Special			
28 . Apportionment of Changes Applicable to Various Programs Related costs consist of employee benefits Related Costs: \$(1,591,671)	(31,974,771)	-	(33,566,442)
Continuation of Services			
29 . Street Resurfacing and Reconstruction Continue funding and resolution authority for 95 positions from the Proposition 1B Infrastructure Bond Fund in support of the 235-mile Street Resurfacing and Reconstruction Program. Related costs consist of employee benefits. SG \$6,359,784; SOT \$440,000; EX \$18,560,000 Related Costs: \$2,637,276	25,359,784	-	27,997,060
30 . Street Resurfacing and Reconstruction Adjustment Add funding and continue resolution authority for 82 positions from the Proposition C Anti-Gridlock Transit Improvement Fund and the Measure R Local Return Fund in support of the 235-mile Street Resurfacing and Reconstruction Program. These positions were previously authorized by Council in 2009-10 (C.F. 09-0648-S12) and funded through the American Recovery and Reinvestment Act of 2009. Related costs consist of employee benefits. SG \$5,176,980; SOT \$1,232,542; EX \$11,448,539 Related Costs: \$2,196,144	17,858,061	-	20,054,205
Increased Services			
31 . Measure R Local Return Fund Add \$4,220,000 in one-time expense funding from the Measure R Local Return Fund to provide an additional 10 miles of resurfacing to the current service level. SOT \$525,000; SAN \$525,000; EX \$3,170,000	4,220,000	-	4,220,000
TOTAL STREET RESURFACING AND RECONSTRUCTION	<u>15,463,074</u>	-	
2011-12 Program Budget	75,850,015	122	
Changes in Salaries, Expense, Equipment and Special	<u>15,463,074</u>	-	
2012-13 PROGRAM BUDGET	<u>91,313,089</u>	<u>122</u>	

Street Improvement

This program involves the construction and improvement of streets in the City, including activities such as curb ramps, pedestrian facilities, bus landing facilities, landscape and streetscape, street safety related projects, railroad liaison, State highway relinquishment, street widening and reconstruction and bikeways.

Program Changes	Direct Cost	Posi- tions	Total Cost
Changes in Salaries, Expense, Equipment and Special			
32 . Apportionment of Changes Applicable to Various Programs Related costs consist of employee benefits Related Costs: \$(9,659,299)	(9,268,307)	(5)	(18,927,606)
Continuation of Services			
33 . Sidewalk Access Ramps Continue funding and resolution authority for 23 positions (two crews) to construct 1,500 sidewalk access ramps. The positions consist of two Street Services Supervisor IIs, one Plumber, two Heavy Duty Truck Operators, two Equipment Operators, four Cement Finishers, four Cement Finisher Workers, four Maintenance and Construction Helpers, and four Maintenance Laborers. Funding is provided by Measure R. Related costs consist of employee benefits. <i>SG \$1,422,888; SOT \$172,500; EX \$1,710,707</i> Related Costs: \$608,508	3,306,095	-	3,914,603
34 . Bus Pad and Stop Improvements Continue funding and resolution authority for 11 positions to construct 30 concrete bus pads and landings to improve accessibility at bus stops. The positions consist of one Street Services Supervisor II, one Carpenter, one Equipment Operator, two Cement Finishers, two Cement Finisher Workers, two Maintenance and Construction Helpers, and two Maintenance Laborers. Funding is provided by the Proposition A Local Transit Assistance Fund. Related costs consist of employee benefits. <i>SG \$688,320; SOT \$82,500; EX \$713,370</i> Related Costs: \$293,028	1,484,190	-	1,777,218
35 . Streetscape and Transit Enhancements Continue funding and resolution authority for 54 positions to design and construct various streetscape and transit enhancement projects as part of the Transportation Grant Fund Annual Work Program. Funding is provided by the Proposition C Anti-Gridlock Transit Improvement Fund. Related costs consist of employee benefits. <i>SG \$3,578,232; SOT \$242,650; EX \$320,819</i> Related Costs: \$1,489,680	4,141,701	-	5,631,381

Program Changes		Direct Cost	Posi- tions	Total Cost
Changes in Salaries, Expense, Equipment and Special				
Continuation of Services				
36 .	Design of Bikeways and Pedestrian Facilities Continue funding and resolution authority for five positions to design bikeways and pedestrian facilities as part of the Transportation Grant Fund Annual Work Program. The positions consist of one Civil Engineer, one Civil Engineering Associate III, and three Civil Engineering Associate IIs. Funding is provided by the Proposition C Anti-Gridlock Transit Improvement Fund. Related costs consist of employee benefits. <i>SG \$457,840; SOT \$40,000; EX \$17,000</i> Related Costs: \$170,364	514,840	-	685,204
37 .	Metro/Expo Authority Annual Work Program Add funding and continue resolution authority for two Civil Engineering Associate IIIs to support the Los Angeles Metropolitan Transportation/Exposition Line Construction Authority (Metro/Expo) Annual Work Program. These positions will review contractor submitted engineering, landscape architectural and irrigation plans to ensure compliance with City design standards. One position was authorized by Council in 2000-01 (C.F. 01-0989) and one position was authorized by Council in 2008-09 (C.F. 09-0171). Front funding will be provided from the Proposition C Anti-Gridlock Transit Improvement Fund and the costs of these positions and all expenses are fully reimbursed by Metro/Expo. Related costs consist of employee benefits. <i>SG \$194,136</i> Related Costs: \$70,968	194,136	-	265,104
Reduced Services				
38 .	Street Improvement Expense Reductions Reduce funding in various expense accounts by \$1,174,287 as a one-time budget reduction due to the City's fiscal constraints. This reduction is expected to have minimal impact. <i>SOT \$(270,767); SHH \$(134,235); EX \$(769,285)</i>	(1,174,287)	-	(1,174,287)

Program Changes	Direct Cost	Posi- tions	Total Cost
Changes in Salaries, Expense, Equipment and Special			
New Services			
39 . Metro/Expo Authority Annual Work Program	689,754	-	924,894
Add funding and continue resolution authority for six positions authorized by Council in 2011-12 (C.F. 11-1807) to support the Los Angeles Metropolitan Transportation/Exposition Line Construction Authority (Metro/Expo) Annual Work Program. These positions include one Senior Civil Engineer, one Civil Engineer, one Civil Engineering Associate IV, one Landscape Architectural Associate (LAA) III, one LAA IV, and one Landscape Architect I. These positions will review contractor submitted engineering, landscape architectural and irrigation plans to ensure compliance with City design standards. Front funding will be provided from the Proposition C Anti-Gridlock Transit Improvement Fund and the costs of these positions and all expenses are fully reimbursed by Metro/Expo. Related costs consist of employee benefits. SG \$669,156; SOT \$20,598 Related Costs: \$235,140			
TOTAL STREET IMPROVEMENT	<u>(111,878)</u>	<u>(5)</u>	

2011-12 Program Budget	18,846,365	117
Changes in Salaries, Expense, Equipment and Special	<u>(111,878)</u>	<u>(5)</u>
2012-13 PROGRAM BUDGET	<u>18,734,487</u>	<u>112</u>

General Administration and Support

This program involves the control and management of the internal affairs and activities necessary to maintain streets and related improvements; including Bureau administration, research and planning, application of time standards, training and clerical and administrative support.

Program Changes	Direct Cost	Posi- tions	Total Cost
Changes in Salaries, Expense, Equipment and Special			
40 . Apportionment of Changes Applicable to Various Programs Related costs consist of employee benefits Related Costs: \$(118,679)	(1,976,131)	(8)	(2,094,810)
Transfer of Services			
41 . Human Resources Consolidation - Phase I Transfer funding and regular authority for one Senior Management Analyst II and one Personnel Records Supervisor to the Personnel Department to implement Phase I of the consolidation of human resource functions (C.F. 11-0261-S1). See related item in the Personnel Department Blue Book. Related costs consist of employee benefits. SG \$(184,608) Related Costs: \$(68,520)	(184,608)	(2)	(253,128)
TOTAL GENERAL ADMINISTRATION AND SUPPORT	<u>(2,160,739)</u>	<u>(10)</u>	
2011-12 Program Budget	6,416,005	62	
Changes in Salaries, Expense, Equipment and Special	<u>(2,160,739)</u>	<u>(10)</u>	
2012-13 PROGRAM BUDGET	<u>4,255,266</u>	<u>52</u>	

**BUREAU OF STREET SERVICES
DETAIL OF CONTRACTUAL SERVICES ACCOUNT**

2011-12 Contract Amount	Program/Code/Description	2012-13 Contract Amount
Weed Abatement, Brush and Debris Removal - AF8601		
\$ 9,436	1. Rental of field toilets.....	\$ 9,436
17,690	2. Lease of heavy duty brush clearance equipment.....	17,690
<u>\$ 27,126</u>	Weed Abatement, Brush and Debris Removal Total	<u>\$ 27,126</u>
Street Cleaning - BI8603		
\$ 41,937	3. Lease of heavy duty cleaning equipment.....	\$ 41,937
794,000	4. Contract trucks to supplement City truck capacity.....	794,000
150,000	5. Routine hazardous waste management services.....	150,000
250,000	6. 24-hour emergency response hazardous waste management services.....	250,000
154,594	7. Pumping and disposal of wastewater, petroleum by-products and solids.....	154,594
225,000	8. Venice Canals maintenance.....	225,000
<u>\$ 1,615,531</u>	Street Cleaning Total	<u>\$ 1,615,531</u>
Street Tree and Parkway Maintenance - BI8604		
\$ 20,860	9. Rental of field toilets.....	\$ 20,860
92,039	10. Lease of heavy duty equipment for temporary use.....	92,039
1,350,000	11. Median island landscape maintenance.....	-
500,000	12. Tree Trimming.....	-
<u>\$ 1,962,899</u>	Street Tree and Parkway Maintenance Total	<u>\$ 112,899</u>
Maintaining Streets - CA8605		
\$ -	13. Rental of field toilets.....	\$ -
-	14. Lease of heavy duty equipment for temporary use.....	700,000
1,220,000	15. Slurry seal.....	1,240,000
-	16. Guardrail straightening services.....	-
-	17. Asphalt recycling.....	-
<u>\$ 1,220,000</u>	Maintaining Streets Total	<u>\$ 1,940,000</u>
Street Resurfacing and Reconstruction - CA8606		
\$ 38,843	18. Rental of field toilets.....	\$ 38,843
4,781,127	19. Lease of heavy duty equipment for temporary use.....	5,977,280
5,424,654	20. Contract trucks to supplement City truck capacity.....	5,952,415
368,259	21. Asphalt recycling.....	428,595
100,000	22. Pavement management.....	100,000
<u>\$ 10,712,883</u>	Street Resurfacing and Reconstruction Total	<u>\$ 12,497,132</u>

**BUREAU OF STREET SERVICES
DETAIL OF CONTRACTUAL SERVICES ACCOUNT**

2011-12 Contract Amount	Program/Code/Description	2012-13 Contract Amount
	Street Improvement - CA8607	
\$ 699,521	23. Lease of heavy duty equipment	\$ 677,521
<u>\$ 699,521</u>	Street Improvement Total	<u>\$ 677,521</u>
	General Administration and Support - CA8650	
\$ 50,000	24. Call Sequencer.....	\$ 50,000
43,760	25. LAN/WAN cabling services.....	43,760
<u>\$ 93,760</u>	General Administration and Support Total	<u>\$ 93,760</u>
<u>\$ 16,331,720</u>	TOTAL CONTRACTUAL SERVICES ACCOUNT	<u>\$ 16,963,969</u>

BUREAU OF STREET SERVICES TRAVEL AUTHORITY

2011-12 Amount	Auth. No.	Trip Category Trip-Location-Date	2012-13 Amount	Auth. No.
A. Conventions				
\$ - *	6	1. American Public Works Association Conference	\$ - *	6
\$ -	6	TOTAL CONVENTION TRAVEL	\$ -	6
B. Business				
\$ - *	3	2. International Society of Arboriculture	\$ - *	3
- *	4	3. California Code Enforcement Corporation	- *	4
- *	2	4. Micropavers User's Conference	- *	2
- *	2	5. Asphalt Technology Conference	- *	2
- *	1	6. Annual Forestry Manager Conference	- *	1
- *	1	7. American Society of Landscape Architects Conference	- *	1
- *	1	8. City/County/State/Federal Cooperative Committee	- *	1
- *	1	9. Municipal Forester Institute Conference	- *	1
- *	1	10. Western Society for Testing and Materials	- *	1
- *	1	11. Micropavers/Street Savers Training	- *	1
- *	1	12. American Society for Testing and Materials	- *	1
- *	1	13. Pacific Coast Asphalt Conference	- *	1
- *	1	14. Tree Root Symposium	- *	1
- *	3	15. OSHA Confined Space Training	- *	3
- *	1	16. Society of Municipal Arborists Annual Conference	- *	1
- *	3	17. Western Chapter of International Society of Arborists	- *	3
- *	3	18. Pesticide Applicators Seminar	- *	3
- *	1	19. Pavement Preservation Conference	- *	1
- *	1	20. Risk and Insurance Management Society Annual Conference and Exhibition	- *	1

**BUREAU OF STREET SERVICES
TRAVEL AUTHORITY**

2011-12 Amount	Auth. No.	Trip Category Trip-Location-Date	2012-13 Amount	Auth. No.
B. Business (Continued)				
\$ - *	1	21. Public Agency Risk Managers Association Annual Risk Managers Conference	\$ - *	1
- *	5	22. California Integrated Waste Tire Management Board Conference	- **	5
- *		23. Undesignated Travel for Technical Training and Seminars	- *	
<u>\$ -</u>	<u>38</u>	TOTAL BUSINESS TRAVEL	<u>\$ -</u>	<u>38</u>
<u>\$ -</u>	<u>44</u>	TOTAL TRAVEL EXPENSE ACCOUNT	<u>\$ -</u>	<u>44</u>

* Trip authorized but not funded.

** Trip authorized and reimbursed by the State

As needed

BUREAU OF STREET SERVICES

Position Counts			Code	Title	2012-13 Salary Range and Annual Salary	
2011-12	Change	2012-13			2012-13 Salary Range	Annual Salary
<u>GENERAL</u>						
<u>Regular Positions</u>						
1	-	1	1513-2	Accountant II	2534	(52,909- 65,709)*
2	-	2	1223-1	Accounting Clerk I	2260	(47,188- 58,610)
9	-	9	1223-2	Accounting Clerk II	2386	(49,819- 61,888)
2	-	2	4143-1	Asphalt Plant Operator I	2172	(45,351- 56,355)
6	-	6	4143-2	Asphalt Plant Operator II	2467	(51,510- 63,997)
2	-	2	4145	Asphalt Plant Supervisor	3563	(74,395- 92,435)
3	-	3	4156	Assistant Director Bureau of Street Services	6865	(143,341-178,085)
8	-	8	3344	Carpenter		(74,604)
13	-	13	3353	Cement Finisher		(68,507)
3	-	3	3351	Cement Finisher Worker	2270	(47,397- 58,902)
2	(1)	1	9182	Chief Management Analyst	5994	(125,154-155,493)
1	-	1	4286-1	Chief Street Services Investigator I	4176	(87,194-108,346)
1	-	1	4286-2	Chief Street Services Investigator II	5166	(107,866-134,007)
2	-	2	7237	Civil Engineer	4249	(88,719-110,225)**
5	-	5	7246-2	Civil Engineering Associate II	3511	(73,309- 91,078)**
6	(2)	4	7246-3	Civil Engineering Associate III	3910	(81,640-101,435)**
11	(6)	5	1141	Clerk	1760	(36,748- 45,643)
12	-	12	1358	Clerk Typist	1829	(38,189- 47,460)
7	-	7	1461-2	Communications Information Representative II	2260	(47,188- 58,610)
3	-	3	3503	Compressor Operator		(81,682)
1	-	1	3127-1	Construction and Maintenance Supervisor I		(105,527)
1	-	1	9168	Contract Administrator	5246	(109,536-136,074)
1	-	1	4159	Director Bureau of Street Services		(211,639)****
1	-	1	3799	Electrical Craft Helper	2119	(44,244- 54,977)
3	-	3	3863	Electrician		(78,341)
1	-	1	3865	Electrician Supervisor		(91,579)
1	-	1	7310-2	Environmental Specialist II	3511	(73,309- 91,078)**
58	2	60	3525	Equipment Operator		(81,724)
1	-	1	3734-2	Equipment Specialist II	3272	(68,319- 84,877)*
6	-	6	7228	Field Engineering Aide	2869	(59,904- 74,416)*
1	-	1	1555-2	Fiscal Systems Specialist II	4724	(98,637-122,544)*
58	(3)	55	3584	Heavy Duty Truck Operator	2280(3)	(53,056- 59,153)
1	-	1	3913	Irrigation Specialist	2337	(48,796- 60,614)
1	1	2	3523	Light Equipment Operator	2206	(46,061- 57,232)
3	(3)	-	4280-1	Lot Cleaning Supervisor I	3361(4)	(82,580- 87,194)
26	-	26	3115	Maintenance and Construction Helper	1929	(40,277- 50,070)
35	(11)	24	3112	Maintenance Laborer	1823	(38,064- 47,293)
5	(1)	4	9184-1	Management Analyst I	2736	(57,127- 70,992)*

BUREAU OF STREET SERVICES

Position Counts			Code	Title	2012-13 Salary Range and Annual Salary	
2011-12	Change	2012-13			2012-13 Salary Range	Annual Salary
<u>GENERAL</u>						
<u>Regular Positions</u>						
14	(2)	12	9184-2	Management Analyst II	3228	(67,400- 83,749)*
2	-	2	3451	Masonry Worker	2994(3)	(69,676- 77,652)
3	-	3	3771	Mechanical Helper	2033	(42,449- 52,722)
1	-	1	3773-1	Mechanical Repairer I		(68,277)
1	-	1	3773-2	Mechanical Repairer II		(72,119)
82	-	82	3585	Motor Sweeper Operator	2687	(56,104- 69,697)
1	-	1	1170-1	Payroll Supervisor I	2926	(61,094- 75,898)*
1	(1)	-	1129	Personnel Records Supervisor	2713	(56,647- 70,386)*
1	-	1	3443	Plumber		(81,661)
2	-	2	3558	Power Shovel Operator		(82,476)
1	-	1	9489	Principal Civil Engineer	5994	(125,154-155,493)
3	1	4	1201	Principal Clerk	2547	(53,181- 66,064)*
1	-	1	1530-2	Risk Manager II	4988	(104,149-129,393)
1	-	1	1727	Safety Engineer	4008	(83,687-103,961)*
1	-	1	1523-1	Senior Accountant I	2942	(61,428- 76,316)*
2	-	2	3345	Senior Carpenter		(82,016)
1	-	1	7207	Senior Civil Engineering Drafting Technician	2660	(55,540- 69,008)*
22	(1)	21	1368	Senior Clerk Typist	2260	(47,188- 58,610)
3	-	3	9171-1	Senior Management Analyst I	3813	(79,615- 98,908)*
4	(1)	3	9171-2	Senior Management Analyst II	4723	(98,616-122,523)*
7	-	7	4285-2	Senior Street Services Investigator II	3349	(69,927- 86,881)**
1	-	1	1597-1	Senior Systems Analyst I	3817	(79,698- 99,012)*
2	-	2	1597-2	Senior Systems Analyst II	4724	(98,637-122,544)*
1	-	1	0883	Service Coordinator	4117	(85,962-106,801)*
3	-	3	4160-1	Street Services General Superintendent I	5137	(107,260-133,235)
34	-	34	4283	Street Services Investigator	2898	(60,510- 75,188)**
11	(1)	10	4158-1	Street Services Superintendent I	4176	(87,194-108,346)
5	-	5	4158-2	Street Services Superintendent II	4611	(96,277-119,621)
44	11	55	4152-1	Street Services Supervisor I	3361(4)	(82,580- 87,194)
-	2	2	4152-2	Street Services Supervisor II	3563(4)	(87,549- 92,435)
41	-	41	4150-1	Street Services Worker I	2033	(42,449- 52,722)
7	-	7	4150-2	Street Services Worker II	2163	(45,163- 56,104)
4	-	4	4150-3	Street Services Worker III	2280	(47,606- 59,153)
3	-	3	3160-1	Street Tree Superintendent I	4176	(87,194-108,346)
1	-	1	3160-2	Street Tree Superintendent II	5137	(107,260-133,235)
5	-	5	1596-2	Systems Analyst II	3228	(67,400- 83,749)*
36	-	36	3114	Tree Surgeon	2332	(48,692- 60,489)
12	-	12	3151	Tree Surgeon Assistant	1823	(38,064- 47,293)

BUREAU OF STREET SERVICES

Position Counts			Code	Title	2012-13 Salary Range and Annual Salary	
2011-12	Change	2012-13				
<u>GENERAL</u>						
<u>Regular Positions</u>						
10	-	10	3117-1	Tree Surgeon Supervisor I	2941	(61,408- 76,295)
9	-	9	3117-2	Tree Surgeon Supervisor II	3508	(73,247- 91,015)
70	(9)	61	3583	Truck Operator	2163(3)	(50,341- 56,104)
5	-	5	1832-1	Warehouse and Toolroom Worker I	1929	(40,277- 50,070)
1	-	1	3796	Welder		(74,019)
<u>762</u>	<u>(25)</u>	<u>737</u>				

AS NEEDED

To be Employed As Needed in Such Numbers as Required

1223-1	Accounting Clerk I	2260	(47,188- 58,610)
1223-2	Accounting Clerk II	2386	(49,819- 61,888)
3344	Carpenter		(74,604)
3353	Cement Finisher		(68,507)
3351	Cement Finisher Worker	2270	(47,397- 58,902)
1141	Clerk	1760	(36,748- 45,643)
1358	Clerk Typist	1829	(38,189- 47,460)
3799	Electrical Craft Helper	2119	(44,244- 54,977)
3863	Electrician		(78,341)
3525	Equipment Operator		(81,724)
3141	Gardener Caretaker	1929	(40,277- 50,070)
3584	Heavy Duty Truck Operator	2280(3)	(53,056- 59,153)
3523	Light Equipment Operator	2206	(46,061- 57,232)
3115	Maintenance and Construction Helper	1929	(40,277- 50,070)
3112	Maintenance Laborer	1823	(38,064- 47,293)
1508	Management Aide	2294	(47,898- 59,528)*
1539	Management Assistant	2294	(47,898- 59,528)*
3451	Masonry Worker	2994(3)	(69,676- 77,652)
3771	Mechanical Helper	2033	(42,449- 52,722)
3773-1	Mechanical Repairer I		(68,277)
3585	Motor Sweeper Operator	2687	(56,104- 69,697)
3443	Plumber		(81,661)
1537	Project Coordinator	3021	(63,078- 78,362)*
1116	Secretary	2455	(51,260- 63,704)
3345	Senior Carpenter		(82,016)
1368	Senior Clerk Typist	2260	(47,188- 58,610)
3143	Senior Gardener	2163	(45,163- 56,104)
1538	Senior Project Coordinator	3590	(74,959- 93,124)*
4158-1	Street Services Superintendent I	4176	(87,194-108,346)

BUREAU OF STREET SERVICES

Position Counts			Code	Title	2012-13 Salary Range and Annual Salary
2011-12	Change	2012-13			
<u>AS NEEDED</u>					
<u>To be Employed As Needed in Such Numbers as Required</u>					
			4152-1	Street Services Supervisor I	3361(4) (82,580- 87,194)
			4152-2	Street Services Supervisor II	3563(4) (87,549- 92,435)
			4150-1	Street Services Worker I	2033 (42,449- 52,722)
			4150-2	Street Services Worker II	2163 (45,163- 56,104)
			1502	Student Professional Worker	1256(5) (32,572)****
			1501	Student Worker	\$12.74/hr. ****
			1599	Systems Aide	2294 (47,898- 59,528)*
			1596-2	Systems Analyst II	3228 (67,400- 83,749)*
			3114	Tree Surgeon	2332 (48,692- 60,489)
			3151	Tree Surgeon Assistant	1823 (38,064- 47,293)
			3583	Truck Operator	2163(3) (50,341- 56,104)
			3113-1	Vocational Worker I	1112(4) (27,311- 28,835)
			3796	Welder	(74,019)

	Regular Positions
Total	737

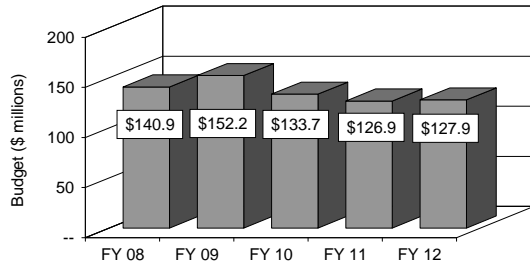
THIS PAGE INTENTIONALLY LEFT BLANK

TRANSPORTATION

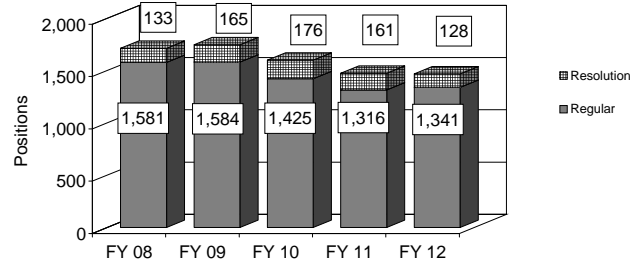
2012-13 Proposed Budget

FIVE YEAR HISTORY OF BUDGET AND POSITION AUTHORITIES

FIVE YEAR BUDGET HISTORY



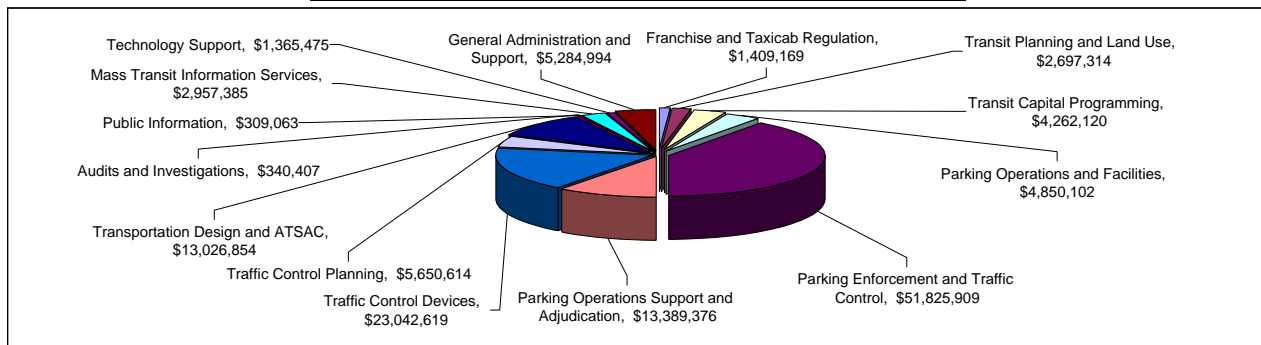
FIVE YEAR POSITION AUTHORITY HISTORY



SUMMARY OF FY 2012-13 PROPOSED BUDGET CHANGES

	Total Budget			General Fund			Special Fund		
		Regular	Resolution		Regular	Resolution		Regular	Resolution
FY 11-12 Adopted	\$ 127,917,673	1,341	128	\$ 78,665,252 61%	1,025	7	\$ 49,252,421 39%	316	121
FY 12-13 Proposed	\$ 131,215,001	1,303	141	\$ 69,487,240 53%	873	7	\$ 61,727,761 47%	430	134
Change from Prior Year	\$ 3,297,328	(38)	13	\$ (9,178,012)	(152)	0	\$ 12,475,340	114	13

2012-13 FUNDING DISTRIBUTION BY PROGRAM



MAIN BUDGET ITEMS

	Funding	Positions
◆ Transportation Grant Fund Annual Work Program	\$ 6,210,564	72
◆ Deletion of General Fund Vacancies	\$ (2,069,016)	(32)
◆ Metro Rail Annual Work Program	\$ 1,024,896	12
◆ Traffic Signal Maintenance	\$ 502,980	7
◆ Traffic Street Maintenance Support	\$ 785,244	13
◆ Pavement Preservation Program Support	\$ 803,600	0
◆ Traffic Signal Synchronization Projects	\$ 2,550,252	32
◆ Human Resources Consolidation - Phase I	\$ (1,069,008)	(12)

Recapitulation of Changes

	Adopted Budget 2011-12	Total Budget Changes	Budget Appropriation 2012-13
EXPENDITURES AND APPROPRIATIONS			
Salaries			
Salaries General	89,138,493	3,871,440	93,009,933
Salaries As-Needed	8,051,395	1,400,209	9,451,604
Overtime General	4,873,922	-	4,873,922
Total Salaries	102,063,810	5,271,649	107,335,459
Expense			
Printing and Binding	325,685	-	325,685
Construction Expense	223,560	-	223,560
Contractual Services	13,376,934	-	13,376,934
Field Equipment Expense	435,765	-	435,765
Investigations	81,651	-	81,651
Transportation	148,280	-	148,280
Utilities Expense Private Company	95,000	-	95,000
Paint and Sign Maintenance and Repairs	4,101,561	803,600	4,905,161
Signal Supplies and Repairs	3,527,036	-	3,527,036
Uniforms	127,595	-	127,595
Office and Administrative	557,875	-	557,875
Operating Supplies	75,000	-	75,000
Total Expense	23,075,942	803,600	23,879,542
Equipment			
Furniture, Office and Technical Equipment	-	-	-
Total Equipment	-	-	-
Special			
Early Retirement Incentive Program Payout	2,777,921	(2,777,921)	-
Total Special	2,777,921	(2,777,921)	-
Total Transportation	127,917,673	3,297,328	131,215,001

SOURCES OF FUNDS

General Fund	78,665,252	(9,178,012)	69,487,240
Traffic Safety Fund (Sch. 4)	8,323,800	(1,460,844)	6,862,956
Special Gas Tax Street Improvement Fund (Sch 5)	4,496,070	(36,467)	4,459,603
Mobile Source Air Poll. Reduction Fund (Sch. 10)	1,522,056	(160,254)	1,361,802
Special Parking Revenue Fund (Sch. 11)	684,153	(266,962)	417,191

Recapitulation of Changes

	Adopted Budget 2011-12	Total Budget Changes	Budget Appropriation 2012-13
SOURCES OF FUNDS			
Sewer Capital (Sch. 14)	98,980	(3,348)	95,632
Proposition A Local Transit Fund (Sch. 26)	5,434,123	(1,149,928)	4,284,195
Prop. C Anti-Gridlock Transit Fund (Sch. 27)	25,237,329	14,535,052	39,772,381
Coastal Transportation Corridor Fund (Sch. 29)	324,043	(10,724)	313,319
Permit Parking Revenue Fund (Sch. 29)	597,120	(16,827)	580,293
Prop 1B Infrastructure Bond (Sch. 29)	-	1,300,000	1,300,000
West LA Transp. Improv. & Mitigation (Sch 29)	99,600	(3,256)	96,344
Ventura/Cah Corridor Plan (Sch. 29)	823,716	(29,891)	793,825
Warner Center Transportation Develop. (Sch. 29)	102,041	(4,040)	98,001
Street Damage Restoration Fee Fund (Sch. 47)	1,300,000	(1,300,000)	-
Measure R Local Return (Sch 49)	209,390	1,082,829	1,292,219
Total Funds	127,917,673	3,297,328	131,215,001
Percentage Change			2.58%
Positions	1,341	(38)	1,303

Changes Applicable to Various Programs

The following changes involve two or more budgetary programs. These changes are explained below and apportioned as single entries in the affected programs. Single-program changes are shown only in the programs involved.

Program Changes	Direct Cost	Posi- tions	Total Cost
Changes in Salaries, Expense, Equipment and Special			
Obligatory Changes			
1 . 2011-12 Employee Compensation Adjustment Related costs consist of employee benefits. SG \$385,952 Related Costs: \$112,543	385,952	-	498,495
2 . 2012-13 Employee Compensation Adjustment Related costs consist of employee benefits. SG \$2,454,202 Related Costs: \$629,257	2,454,202	-	3,083,459
3 . Salary Step Plan and Turnover Effect Related costs consist of employee benefits. SG \$(5,158,431) Related Costs: \$(1,322,622)	(5,158,431)	-	(6,481,053)
4 . Change in Number of Working Days Reduce funding to reflect one less working day. Related costs consist of employee benefits. SG \$(351,492) Related Costs: \$(90,122)	(351,492)	-	(441,614)
5 . Negotiated Unpaid Holidays Reduce funding in the Salaries General account to reflect unpaid holidays for civilian employees represented by certain bargaining units. SG \$(15,154)	(15,154)	-	(15,154)
6 . Full Funding for Partially Financed Positions This includes the restoration of work day reductions adopted as part of the Fiscal Year 2011-12 Budget. SG \$9,420,700	9,420,700	-	9,420,700
7 . Early Retirement Incentive Program Payout This item removes funding for the final Early Retirement Incentive Program (ERIP) payout, which was completed in 2011-12. SP \$(2,777,921)	(2,777,921)	-	(2,777,921)
8 . MOU Negotiated Payouts Add one-time funding in Salaries General for cash payouts negotiated for employees represented by the International Union of Operating Engineers (MOU 09) and Service Employees International Union (MOU 29) SG \$2,701	2,701	-	2,701

Program Changes		Direct Cost	Posi- tions	Transportation Total Cost
Changes in Salaries, Expense, Equipment and Special				
Deletion of One-Time Services				
9 .	Deletion of Funding for Resolution Authorities Delete funding for 128 resolution authority positions. Resolution authorities are reviewed annually and continued only if sufficient funding is available to maintain the current service level. Related costs consist of employee benefits. 110 positions are continued as resolution authorities: Traffic Signal Synchronization Projects (29 positions) Transportation Grant Fund Annual Work Program (72 positions) Five Year Parking Operations and Management Plan (One position) Water Trunk Line Construction Program (Five positions) Transit Priority System (Two positions) LAUSD Construction (One position) 11 positions are not continued: Transportation Grant Fund Annual Work Program (Eight positions) Signal Synchronization (Two positions) Water Trunk Line Construction Program (One position) Seven positions for Traffic Signal Maintenance are continued as regular authorities. SG \$(10,721,580) Related Costs: \$(4,484,237)	(10,721,580)	-	(15,205,817)
Continuation of Services				
10 .	Transportation Grant Fund Annual Work Program Continue funding and resolution authority for 72 positions to continue the Transportation Grant Fund Annual Work Program. These positions work on various transportation projects citywide and are front funded by Proposition C. The Transportation Grant Fund Annual Work Program is approved annually and provides reimbursement to Proposition C. Related costs consist of employee benefits. SG \$6,210,564 Related Costs: \$2,355,168	6,210,564	-	8,565,732
11 .	CicLAvia Program Support Continue ongoing operations and administrative support within existing operating funds for City-sponsored CicLAvia events. Additional funding is provided in the Mobile Source Air Pollution Reduction Trust Fund.	-	-	-
Efficiencies to Services				
12 .	Project Assistant Support Delete funding and regular authority for one Senior Transportation Engineer and one Transportation Engineer and add funding for four Project Assistants to be hired As-Needed due to the realignment of staffing resources and engineering functions necessary to accelerate transportation projects. The As-Needed positions will be funded by Proposition C. Related costs consist of employee benefits. SG \$(229,092); SAN \$217,167 Related Costs: \$(79,932)	(11,925)	(2)	(91,857)

		Transportation		
Program Changes		Direct Cost	Posi- tions	Total Cost
Changes in Salaries, Expense, Equipment and Special				
Efficiencies to Services				
13 .	Student Internship Program Add \$350,000 in the Salaries As-Needed account and add the Student Professional Worker classification to the As-Needed section of the Department's Departmental Personnel Ordinance to implement an on-going Student College Intern Program to assist with engineering projects and field assignments. This program will maintain service levels, improve productivity and address backlogs created by reduced staffing levels. The interns will work primarily during the summer months and be assigned to engineering district offices and planning and land use offices. The Department anticipates hiring up to 20 students and will limit hours worked to 1,000 per student. The interns will be funded by Proposition C. <i>SAN \$350,000</i>	350,000	-	350,000
14 .	Deletion of General Fund Vacancies Delete funding and regular position authority for 32 positions due to the City's fiscal constraints. The positions include the following; one Assistant Signal Systems Electrician, two Clerk Typists, one Management Analyst I, one Management Analyst II, one Senior Management Analyst II, one Signal Systems Electrician, two Senior Clerk Typists, one Senior Communication Operator II, one Senior Systems Analyst II, one Senior Traffic Supervisor III, fifteen Traffic Officer IIs, one Transportation Engineering Associate II, two Traffic Paint and Sign Poster IIs, one Traffic Paint and Sign Poster III and one Transportation Investigator. The service level impact will be minimal as the positions are vacant and the workload has been absorbed by existing employees. Related costs consist of employee benefits. <i>SG \$(2,069,016)</i> Related Costs: \$(869,544)	(2,069,016)	(32)	(2,938,560)
15 .	Transportation Reorganization Realign positions to reflect the Department's organizational structure. The Department is reorganizing in an effort to improve services and efficiencies. This reorganization is part of a strategy to realign staffing to ensure that core services are maintained. The net change is the addition of one regular authority and a \$20,576 reduction in the Salaries General account. Related costs consist of employee benefits. <i>SG \$(20,576)</i> Related Costs: \$43,728	(20,576)	1	23,152
16 .	Deletion of Special Funded Vacancies Delete funding and regular authority for one vacant Senior Systems Analyst II due to anticipated reduced revenues in the Mobile Source Air Pollution Reduction Trust Fund. The service level impact will be minimal as the position is vacant and the workload has been absorbed by existing employees. Related costs consist of employee benefits. <i>SG \$(117,024)</i> Related Costs: \$(40,596)	(117,024)	(1)	(157,620)

		Transportation		
Program Changes		Direct Cost	Posi- tions	Total Cost
Changes in Salaries, Expense, Equipment and Special				
Other Changes or Adjustments				
17 .	Special Event Revenue The City will provide traffic control services for special events based on negotiated contractual agreements with major venues. Any services provided will be fully reimbursed. The amounts will be appropriated to the Department to cover these unbudgeted expenses throughout the year.	-	-	-
18 .	Funding Source Adjustments Transfer funding for eligible Department salaries and expenses from the General Fund to Special Funds. Services will not impacted by the transfer and there is no net change to the overall position authority or funding provided to the Department.	-	-	-
TOTAL CHANGES APPLICABLE TO VARIOUS PROGRAMS		<u>(2,419,000)</u>	<u>(34)</u>	

Franchise and Taxicab Regulation

This program issues franchises and permits, and establishes and enforces rates and adequate service levels for public transportation companies. Franchises are also issued for public utility and gas lines serving the City. The necessary engineering, economic and analytical studies to determine appropriate rates and services are performed under this program.

Program Changes	Direct Cost	Posi- tions	Total Cost
Changes in Salaries, Expense, Equipment and Special			
19 . Apportionment of Changes Applicable to Various Programs	(101,984)	(2)	(263,701)
Related costs consist of employee benefits			
Related Costs: \$(161,717)			
TOTAL FRANCHISE AND TAXICAB REGULATION	<u>(101,984)</u>	<u>(2)</u>	
2011-12 Program Budget	1,511,153	19	
Changes in Salaries, Expense, Equipment and Special	<u>(101,984)</u>	<u>(2)</u>	
2012-13 PROGRAM BUDGET	<u>1,409,169</u>	<u>17</u>	

Transit Planning and Land Use

This program develops long-range transportation plans which are used as a blue-print to implement transportation projects and programs that are consistent with policy objectives.

Program Changes	Direct Cost	Posi- tions	Total Cost
Changes in Salaries, Expense, Equipment and Special			
20 . Apportionment of Changes Applicable to Various Programs Related costs consist of employee benefits Related Costs: \$(20,436)	16,854	-	(3,582)
Continuation of Services			
21 . Regional Transportation Support Add funding and resolution authority for one Transportation Planning Associate II and one Supervising Transportation Planner to support regional efforts relative to the Southern California Association of Governments (SCAG) Regional Transportation Plan (C.F. 11-1223) and the Integrated Mobility Hubs Project (C.F.10-0394-S1). These positions will work on City transportation control, mitigation monitoring and transit connectivity rail issues. These positions were previously authorized off-budget in 1999-2000 (C.F. 99-0600-S52). Match funding will be provided from Proposition C and reimbursed by both grants. Related costs consist of employee benefits. SG \$188,928 Related Costs: \$69,636	188,928	-	258,564
TOTAL TRANSIT PLANNING AND LAND USE	205,782	-	
2011-12 Program Budget	2,491,532	20	
Changes in Salaries, Expense, Equipment and Special	205,782	-	
2012-13 PROGRAM BUDGET	2,697,314	20	

Transit Capital Programming

This program identifies current and future traffic and transportation needs and develops and implements programs to meet those needs. It plans and coordinates transportation and related facilities such as highways, bikeways, pedestrian ways, transit priority, fixed guide ways, parking lots and other collector-distributor systems.

Program Changes	Direct Cost	Posi- tions	Total Cost
-----------------	----------------	----------------	---------------

Changes in Salaries, Expense, Equipment and Special

22 . Apportionment of Changes Applicable to Various Programs	(1,701,141)	(2)	(1,443,203)
Related costs consist of employee benefits			
Related Costs: \$257,938			

Continuation of Services

23 . Metro Rail Annual Work Program	1,024,896	-	1,414,836
Add funding and resolution authority for twelve positions to support the Los Angeles Metropolitan Transportation/Exposition Line Construction Authority (Metro/Expo) Annual Work Program. These positions were previously authorized off-budget and funded annually through an interim report. Six positions include two Transportation Engineering Associates IIs, two Transportation Engineer Associate IIIs, one Senior Accountant I and one Accountant II that were authorized by Council in 2008-09 (C.F. 09-0171). The remaining six positions include one Management Analyst I, four Transportation Engineering Associate IIIs, and one Signal Systems Electrician that were authorized by Council in 2011-12 (C.F. 11-1807). Front funding will be provided from Proposition C and reimbursed by Metro/Expo. Related costs consist of employee benefits.			
SG \$1,024,896			
Related Costs: \$389,940			

Increased Services

24 . Bicycle Planning and Outreach	74,832	-	104,616
Add funding and resolution authority for one Project Coordinator in the Bureau of Capital Programming Bicycle Program to provide support to the Bicycle Planning and Outreach group relative to coordination and support of on-going project efforts. This position was previously provided on substitute authority for 2011-12. This position will be fully funded by Proposition C. Related costs consist of employee benefits.			
SG \$74,832			
Related Costs: \$29,784			

TOTAL TRANSIT CAPITAL PROGRAMMING

(601,413) (2)

2011-12 Program Budget	4,863,533	21
Changes in Salaries, Expense, Equipment and Special	(601,413)	(2)
2012-13 PROGRAM BUDGET	<u>4,262,120</u>	<u>19</u>

Parking Operations and Facilities

This program oversees the operation and maintenance of City-owned parking facilities, assists in the development process of various mixed use projects relative to City-owned parking lots in coordination with other City and governmental agencies and private developers.

Program Changes	Direct Cost	Posi- tions	Total Cost
Changes in Salaries, Expense, Equipment and Special			
25 . Apportionment of Changes Applicable to Various Programs Related costs consist of employee benefits Related Costs: \$(66,380)	(21,938)	(1)	(88,318)
Continuation of Services			
26 . Parking Operations and Management Plan Continue resolution authority and add six months funding for a Principal Transportation Engineer to manage the planning, organizing, directing and evaluation of parking policies, regulations and procedures for the Bureau of Parking Operations and Facilities. Add funding and regular authority for one Management Analyst II to assist with the management of parking facility operations and contracts. This position was inadvertently deleted in 2010-11. Funding for these positions is fully reimbursed through the Special Parking Revenue Fund (SPRF). Related costs consist of employee benefits. <i>SG \$154,800</i> Related Costs: \$60,876	154,800	1	215,676
TOTAL PARKING OPERATIONS AND FACILITIES	<u>132,862</u>	<u>-</u>	
2011-12 Program Budget	4,717,240	49	
Changes in Salaries, Expense, Equipment and Special	<u>132,862</u>	<u>-</u>	
2012-13 PROGRAM BUDGET	<u>4,850,102</u>	<u>49</u>	

Parking Enforcement and Traffic Control

This program provides Traffic Control during peak periods at heavily congested intersections, emergencies, crime scenes and infrastructure failure. This program also provides Crossing Guard services to elementary schools that meet the staffing warrants.

Program Changes	Direct Cost	Posi- tions	Total Cost
-----------------	----------------	----------------	---------------

Changes in Salaries, Expense, Equipment and Special

27 . Apportionment of Changes Applicable to Various Programs	5,587,086	(19)	4,843,185
Related costs consist of employee benefits			
Related Costs: \$(743,901)			

Increased Services

28 . Part-Time Traffic Officer Program	-	-	-
Transfer \$833,042 from the Salaries General account to the Salaries As-Needed account to increase the number of part-time Traffic Officers from 100 to 150. This increase will continue to support Traffic Officer staffing levels to ensure enforcement efforts of parking violations are maintained. Salary savings from 14 vacant Traffic Officer II positions will support these positions. The Department anticipates hiring from this pool of part-time Traffic Officers as it seeks to backfill full time Traffic Officer vacancies as required.			
SG \$(833,042); SAN \$833,042			

TOTAL PARKING ENFORCEMENT AND TRAFFIC CONTROL	5,587,086	(19)
--	-----------	------

2011-12 Program Budget	46,238,823	763
Changes in Salaries, Expense, Equipment and Special	5,587,086	(19)
2012-13 PROGRAM BUDGET	51,825,909	744

Parking Operations Support and Adjudication

This program provides objective, fair, impartial, efficient and customer-oriented service during all aspects of the scheduling, hearing and adjudication of contested parking violations and vehicle impoundments.

Program Changes	Direct Cost	Posi- tions	Total Cost
Changes in Salaries, Expense, Equipment and Special			
29 . Apportionment of Changes Applicable to Various Programs	(17,736)	(1)	(67,787)
Related costs consist of employee benefits			
Related Costs: \$(50,051)			
TOTAL PARKING OPERATIONS SUPPORT AND ADJUDICATION	<u>(17,736)</u>	<u>(1)</u>	
2011-12 Program Budget	13,407,112	29	
Changes in Salaries, Expense, Equipment and Special	<u>(17,736)</u>	<u>(1)</u>	
2012-13 PROGRAM BUDGET	<u>13,389,376</u>	<u>28</u>	

Traffic Control Devices

This program operations and maintains traffic control devices, signals and signal components and all other regulatory, warning, guide and street name signs. It also constructs, installs, maintains and removes, when warranted, all varieties of traffic control devices, including parking meters and traffic markings on streets and curbs. It also removes and/or reapplies paint of plasticized traffic markings on streets and curbs.

Program Changes	Direct Cost	Posi- tions	Total Cost
Changes in Salaries, Expense, Equipment and Special			
30 . Apportionment of Changes Applicable to Various Programs Related costs consist of employee benefits Related Costs: \$(216,833)	(2,005,912)	(6)	(2,222,745)
Continuation of Services			
31 . Traffic Signal Maintenance Continue funding and add regular authority for seven positions to perform traffic signal maintenance. These positions include one Electrical Craft Helper, two Assistant Signal Systems Electricians, three Signal System Electricians and one Signal Systems Supervisor I. These positions were previously authorized through interim authority to complete the ARRA funded Light Emitting Diode Traffic Signal Conversion project (C.F. 09-0648-S12), which is now complete. These positions will now be reassigned to perform routine maintenance on traffic signals. These positions are funded through Proposition C. Related costs consists of employee benefits. SG \$502,980 Related Costs: \$203,124	502,980	7	706,104
Efficiencies to Services			
32 . Traffic Street Maintenance Support Add funding and resolution authority for 13 positions to support critical infrastructure maintenance of signs and traffic control devices and accident prevention by maintaining public streets. These positions will support the resurfacing efforts by installing lanes on resurfaced streets. These positions were previously authorized off-budget and funded by ARRA for work on various transportation projects. The positions include five Traffic Paint and Sign Poster IIs, five Traffic Paint and Sign Poster IIIs, one Traffic Marking and Sign Superintendent I and two Maintenance Laborers. These positions will be fully funded by Proposition C. Related costs consist of employee benefits. SG \$785,244 Related Costs: \$339,024	785,244	-	1,124,268

Program Changes	Direct Cost	Posi- tions	Total Cost
Changes in Salaries, Expense, Equipment and Special			
New Services			
33 . Pavement Preservation Plan Support	803,600	-	803,600
Add \$803,600 in one-time expense funding from the Measure R Local Return Fund to provide support for an additional 65 miles of street resurfacing and slurry seal. The 2012-13 proposed budget will increase the Pavement Preservation Plan's mileage by 65 miles to 800 miles. <i>EX \$803,600</i>			

TOTAL TRAFFIC CONTROL DEVICES	85,912	1
--------------------------------------	--------	---

2011-12 Program Budget	23,760,307	182
Changes in Salaries, Expense, Equipment and Special	85,912	1
2012-13 PROGRAM BUDGET	23,846,219	183

Traffic Control Planning

This program manages District Offices that are responsible for authorizing the installation of traffic signals, stop signs, regulatory, guide and warning signs, crosswalks, pavement markings and parking regulations. District Office staff attend meetings with other governmental agencies and participate in public meetings involving Council Offices, homeowner organizations, school staff, developers and Chambers of Commerce to discuss traffic congestion and traffic safety on local streets and highways.

Program Changes	Direct Cost	Posi- tions	Total Cost
Changes in Salaries, Expense, Equipment and Special			
34 . Apportionment of Changes Applicable to Various Programs Related costs consist of employee benefits Related Costs: \$(91,877)	(352,329)	(2)	(444,206)
Continuation of Services			
35 . Water Trunk Line Construction Program Continue funding and resolution authority for five positions to perform work in connection with the on-going Los Angeles Water and Power (LADWP) water trunk line construction program. These five positions include one Signal System Electrician, one Transportation Engineer, one Transportation Engineering Associate III and two Transportation Engineering Associate IIs. Front funding will be provided by the General Fund and is fully reimbursed by LADWP for direct and indirect costs associated with this program. Related costs consist of employee benefits. SG \$450,972 Related Costs: \$168,600	450,972	-	619,572
TOTAL TRAFFIC CONTROL PLANNING	98,643	(2)	
2011-12 Program Budget	5,551,971	65	
Changes in Salaries, Expense, Equipment and Special	98,643	(2)	
2012-13 PROGRAM BUDGET	5,650,614	63	

Transportation Design and ATSAC

This program operates and maintains the City's real-time traffic signal systems seven-days-a-week, and continuously improves upon the existing signal systems through research and development.

Program Changes	Direct Cost	Posi- tions	Total Cost
Changes in Salaries, Expense, Equipment and Special			
36 . Apportionment of Changes Applicable to Various Programs Related costs consist of employee benefits Related Costs: \$(2,540,944)	(670,576)	-	(3,211,520)
Continuation of Services			
37 . Transit Priority System Continue funding and resolution authority for one Signal Systems Electrician and one Transportation Engineering Associate II to perform on-going system maintenance for the Transit Priority System (TPS). These positions were originally authorized in 2007-08 to work on completion of the TPS, which provides traffic signal priority to buses operating on heavily used transit corridors and is used by the Metropolitan Transit Authority Rapid Buses. These positions are funded by Proposition C. Related costs consist of employee benefits. SG \$163,260 Related Costs: \$63,048	163,260	-	226,308
38 . Los Angeles Unified School District Construction Continue funding and resolution authority for one Transportation Engineering Associate II to manage all Los Angeles Unified School District (LAUSD) traffic signal applications. There are 51 traffic signals anticipated to be installed that are associated with the opening of new schools. The LAUSD will reimburse the General Fund for the direct and indirect costs related to this position. Related costs consist of employee benefits. SG \$85,572 Related Costs: \$32,532	85,572	-	118,104

		Transportation		
Program Changes		Direct Cost	Posi- tions	Total Cost
Changes in Salaries, Expense, Equipment and Special				
Continuation of Services				
39 .	Traffic Signal Synchronization Projects Continue funding and resolution authority for 32 positions to continue work on the completion of the City's Automated Traffic Surveillance and Control (ATSAC) projects. These positions are also responsible for implementing the design work on the new Adaptive Traffic Control System (ATCS) and will also support related ATCS construction and operational activities. Three of these positions were previously authorized off-budget as part of the ATSAC project. The positions include ten Signal Systems Electricians, 11 Transportation Engineering Associate IIs, three Transportation Engineering Associate IIIs, six Civil Engineering Draft Technicians, one Senior Transportation Engineer and one Graphic Designer. These positions are fully funded by Proposition C. Related costs consist of employee benefits. SG \$2,550,252 Related Costs: \$992,952	2,550,252	-	3,543,204
TOTAL TRANSPORTATION DESIGN AND ATSAC		<u>2,128,508</u>	<u>-</u>	
2011-12 Program Budget		10,898,346	57	
Changes in Salaries, Expense, Equipment and Special		<u>2,128,508</u>	<u>-</u>	
2012-13 PROGRAM BUDGET		<u>13,026,854</u>	<u>57</u>	

Audits and Investigations

This program provides proactive and aggressive audits of transportation and parking facilities.

Program Changes	Direct Cost	Posi- tions	Total Cost
Changes in Salaries, Expense, Equipment and Special			
40 . Apportionment of Changes Applicable to Various Programs	(10,885)	-	(14,494)
Related costs consist of employee benefits			
Related Costs: \$(3,609)			
TOTAL AUDITS AND INVESTIGATIONS	<u>(10,885)</u>	<u>-</u>	
2011-12 Program Budget	351,292	4	
Changes in Salaries, Expense, Equipment and Special	<u>(10,885)</u>	<u>-</u>	
2012-13 PROGRAM BUDGET	<u>340,407</u>	<u>4</u>	

Public Information

This program provides media relations, community outreach and internal information programs.

Program Changes	Direct Cost	Posi- tions	Total Cost
Changes in Salaries, Expense, Equipment and Special			
41 . Apportionment of Changes Applicable to Various Programs	3,791	-	4,205
Related costs consist of employee benefits			
Related Costs: \$414			
TOTAL PUBLIC INFORMATION	3,791	-	
2011-12 Program Budget	305,272	2	
Changes in Salaries, Expense, Equipment and Special	3,791	-	
2012-13 PROGRAM BUDGET	309,063	2	

Mass Transit Information Services

This program provides weekday peak hour freeway commuter transit services from suburban areas to major employment centers. It also provides local, community-based shuttle bus transit services.

Program Changes	Direct Cost	Posi- tions	Total Cost
Changes in Salaries, Expense, Equipment and Special			
42 . Apportionment of Changes Applicable to Various Programs Related costs consist of employee benefits Related Costs: \$(32,751)	(133,498)	-	(166,249)
Other Changes or Adjustments			
43 . Miscellaneous Position Adjustments Reallocate one Senior Heavy Duty Equipment Mechanic to an Equipment Specialist I. This reallocation was reviewed by the Personnel Department and approved by the Board of Civil Service Commission during 2011-12. This position is fully funded by Proposition A.	-	-	-
TOTAL MASS TRANSIT INFORMATION SERVICES	<u>(133,498)</u>	<u>-</u>	
2011-12 Program Budget	3,090,883	39	
Changes in Salaries, Expense, Equipment and Special	<u>(133,498)</u>	<u>-</u>	
2012-13 PROGRAM BUDGET	<u>2,957,385</u>	<u>39</u>	

Technology Support

This program provides department-wide technology support for automated information systems, desktop computer equipment, departmental servers and data communications.

Program Changes	Direct Cost	Posi- tions	Total Cost
Changes in Salaries, Expense, Equipment and Special			
44 . Apportionment of Changes Applicable to Various Programs	2,326	-	(9,352)
Related costs consist of employee benefits			
Related Costs: \$(11,678)			
TOTAL TECHNOLOGY SUPPORT	2,326	-	
2011-12 Program Budget	1,363,149	19	
Changes in Salaries, Expense, Equipment and Special	2,326	-	
2012-13 PROGRAM BUDGET	1,365,475	19	

General Administration and Support

This program performs management and administrative support functions such as budget, accounting, administrative and personnel support services.

Program Changes	Direct Cost	Posi- tions	Total Cost
Changes in Salaries, Expense, Equipment and Special			
45 . Apportionment of Changes Applicable to Various Programs Related costs consist of employee benefits Related Costs: \$(64,532)	(3,013,058)	(1)	(3,077,590)
Transfer of Services			
46 . Human Resources Consolidation - Phase I Transfer funding and regular authority for 12 positions to the Personnel Department to implement Phase I of the consolidation of human resource functions (C.F. 11-0261-S1). See related item in the Personnel Department Blue Book. SG \$(1,069,008) Related Costs: \$(401,256)	(1,069,008)	(12)	(1,470,264)
TOTAL GENERAL ADMINISTRATION AND SUPPORT	<u>(4,082,066)</u>	<u>(13)</u>	
2011-12 Program Budget	9,367,060	72	
Changes in Salaries, Expense, Equipment and Special	<u>(4,082,066)</u>	<u>(13)</u>	
2012-13 PROGRAM BUDGET	<u>5,284,994</u>	<u>59</u>	

**DEPARTMENT OF TRANSPORTATION
DETAIL OF CONTRACTUAL SERVICES ACCOUNT**

2011-12 Contract Amount	Program/Code/Description	2012-13 Contract Amount
Transit Planning and Land Use - CA9402		
\$ 10,000	1. Traffic counts for Congestion Management Plan.....	\$ 10,000
<u>\$ 10,000</u>	Transit Planning and Land Use Total	<u>\$ 10,000</u>
Traffic Control Devices, Planning, Design and ATSAC Mtce - CC9407, CC9408, CC9409 & CC9449		
Traffic Control Devices, Planning, Design and ATSAC Mtce - Gas Tax		
\$ 275,000	2. ATSAC maintenance.....	\$ 275,000
38,000	3. Equipment rental.....	38,000
10,000	4. Maintenance of electronic microprocessor test equipment.....	10,000
22,000	5. Hazardous materials (thermoplastic and paints).....	47,000
25,000	6. Refuse disposal fee for hazardous waste.....	-
110,000	7. Sandblasting.....	110,000
150,000	8. Signal interconnect gap closure.....	150,000
220,500	9. Thermoplastic pavement marking maintenance.....	220,000
231,854	10. Traffic signal loop detector reinstallation.....	231,854
205,000	11. Traffic signal construction with State, County and bordering cities.....	205,000
5,000	12. Welding.....	5,000
<u>\$ 1,292,354</u>	Traffic Control Devices, Planning, Design and ATSAC Mtce - Gas Tax Total	<u>\$ 1,291,854</u>
Traffic Control Devices, Planning, Design and ATSAC Mtce - Non-Gas Tax		
\$ 55,000	13. Contract sign posting.....	\$ 55,000
-	14. Thermoplastic pavement marking maintenance.....	500
275,810	15. Conduit installation.....	275,810
10,000	16. Sign stripping.....	10,000
<u>\$ 340,810</u>	Traffic Control Devices, Planning, Design and ATSAC Mtce - Non-Gas Tax Total	<u>\$ 341,310</u>
<u>\$ 1,633,164</u>	Traffic Control Devices, Planning, Design and ATSAC Mtce Total	<u>\$ 1,633,164</u>
Parking Enforcement, Operations and Support - CC9404, CC9405 & CC9406		
\$ 10,000	16. Communications equipment maintenance contract.....	\$ 10,000
85,000	17. Automated booting communication equipment lease.....	85,000
11,021,033	18. Processing of parking citations.....	11,021,033
7,000	19. Bicycle maintenance.....	7,000
299,660	20. AVL technology.....	299,660
15,000	21. Interactive Voice Response System.....	15,000
10,000	22. Customer Service Hotline for Abandoned Vehicles.....	10,000
<u>\$ 11,447,693</u>	Parking Enforcement, Operations and Support Total	<u>\$ 11,447,693</u>
General Administration and Support Total - CA9450		
\$ 75,000	23. Vehicle maintenance	\$ 75,000
30,000	24. Payroll scanner maintenance.....	30,000
175,000	25. Rental of 47 photocopiers.....	175,000
6,077	26. Software Maintenance and Support.....	6,077
<u>\$ 286,077</u>	General Administration and Support Total	<u>\$ 286,077</u>
<u>\$ 13,376,934</u>	TOTAL CONTRACTUAL SERVICES ACCOUNT	<u>\$ 13,376,934</u>

**DEPARTMENT OF TRANSPORTATION
TRAVEL AUTHORITY**

2011-12 Amount	Auth. No.	Trip Category Trip-Location-Date	2012-13 Amount	Auth. No.
		A. Conventions		
\$ -	-	1. None	\$ -	-
<u>\$ -</u>	<u>-</u>	TOTAL CONVENTION TRAVEL	<u>\$ -</u>	<u>-</u>
		B. Business		
\$ -	-	2. Undesignated trips	\$ -	-
<u>\$ -</u>	<u>-</u>	TOTAL BUSINESS TRAVEL	<u>\$ -</u>	<u>-</u>
<u><u>\$ -</u></u>	<u><u>-</u></u>	TOTAL TRAVEL EXPENSE ACCOUNT	<u><u>\$ -</u></u>	<u><u>-</u></u>

TRANSPORTATION

Position Counts			Code	Title	2012-13 Salary Range and Annual Salary	
2011-12	Change	2012-13			2012-13 Salary Range	Annual Salary
<u>GENERAL</u>						
<u>Regular Positions</u>						
8	-	8	1513-2	Accountant II	2534	(52,909- 65,709)*
3	-	3	1223-1	Accounting Clerk I	2260	(47,188- 58,610)
10	-	10	1223-2	Accounting Clerk II	2386	(49,819- 61,888)
4	-	4	9135	Administrative Hearing Examiner	2732	(57,044- 70,866)*
3	1	4	9263	Assistant General Manager Transportation	6865	(143,341-178,085)
9	1	10	3818	Assistant Signal Systems Electrician		(63,516)
1	-	1	1517-1	Auditor I	2719	(56,772- 70,532)*
1	-	1	1517-2	Auditor II	3044	(63,558- 78,968)*
2	(1)	1	9182	Chief Management Analyst	5994	(125,154-155,493)
1	-	1	9180	Chief of Parking Enforcement Operations	5994	(125,154-155,493)
1	-	1	9200	Chief of Transit Programs	5994	(125,154-155,493)
1	-	1	4275	Chief Transportation Investigator	3490	(72,871- 90,535)*
9	-	9	7232	Civil Engineering Drafting Technician	2387	(49,840- 61,930)*
26	(2)	24	1358	Clerk Typist	1829	(38,189- 47,460)
22	-	22	1461-3	Communications Information Representative III	2431	(50,759- 63,078)
-	1	1	2496	Community Affairs Advocate	4988	(104,149-129,393)
1	-	1	1470	Data Base Architect	4497	(93,897-116,677)*
1	-	1	1593-4	Departmental Chief Accountant IV	5994	(125,154-155,493)
1	-	1	9375	Director of Systems	5994	(125,154-155,493)
5	1	6	3799	Electrical Craft Helper	2119	(44,244- 54,977)
1	-	1	1702-1	Emergency Management Coordinator I	3810	(79,552- 98,825)*
1	-	1	7320	Environmental Affairs Officer	4749	(99,159-123,212)**
4	1	5	3734-1	Equipment Specialist I	2952	(61,637- 76,587)*
2	-	2	1117-2	Executive Administrative Assistant II	2955	(61,700- 76,671)
1	-	1	1117-3	Executive Administrative Assistant III	3167	(66,126- 82,162)
1	-	1	1555-1	Fiscal Systems Specialist I	4045	(84,459-104,922)*
1	-	1	1555-2	Fiscal Systems Specialist II	4724	(98,637-122,544)*
1	-	1	9256	General Manager Department of Transportation		(225,754)****
1	-	1	7213	Geographic Information Specialist	2782	(58,088- 72,182)*
2	-	2	1670-2	Graphics Designer II	2660	(55,540- 69,008)*
1	-	1	1625-3	Internal Auditor III	3813	(79,615- 98,908)*
27	-	27	3112	Maintenance Laborer	1823	(38,064- 47,293)
2	(1)	1	1508	Management Aide	2294	(47,898- 59,528)*
2	(1)	1	9184-1	Management Analyst I	2736	(57,127- 70,992)*
19	-	19	9184-2	Management Analyst II	3228	(67,400- 83,749)*
2	-	2	3771	Mechanical Helper	2033	(42,449- 52,722)
2	-	2	3773-2	Mechanical Repairer II		(72,119)
1	-	1	3423	Painter		(71,514)

TRANSPORTATION

Position Counts			Code	Title	2012-13 Salary Range and Annual Salary	
2011-12	Change	2012-13			Annual Salary	Annual Salary
<u>GENERAL</u>						
<u>Regular Positions</u>						
2	-	2	9025-2	Parking Enforcement Manager II	5054	(105,527-131,126)
24	-	24	3738	Parking Meter Technician	2305	(48,128- 59,800)
3	-	3	3757-1	Parking Meter Technician Supervisor I	2613	(54,559- 67,776)
3	-	3	3757-2	Parking Meter Technician Supervisor II	2821	(58,902- 73,163)
1	-	1	1170-1	Payroll Supervisor I	2926	(61,094- 75,898)*
1	(1)	-	1731-2	Personnel Analyst II	3228	(67,400- 83,749)*
1	(1)	-	1714-3	Personnel Director III	5734	(119,725-148,749)****
1	(1)	-	1129	Personnel Records Supervisor	2713	(56,647- 70,386)*
1	-	1	1525-2	Principal Accountant II	3863	(80,659-100,182)*
1	1	2	1201	Principal Clerk	2547	(53,181- 66,064)*
4	-	4	9266	Principal Transportation Engineer	5994	(125,154-155,493)
1	-	1	1431-3	Programmer/Analyst III	3594	(75,042- 93,229)**
1	(1)	-	1800-1	Public Information Director I	4226	(88,238-109,640)
1	-	1	1530-2	Risk Manager II	4988	(104,149-129,393)
-	1	1	1727	Safety Engineer	4008	(83,687-103,961)*
6	-	6	1523-2	Senior Accountant II	3184	(66,481- 82,601)*
1	-	1	1518	Senior Auditor	3422	(71,451- 88,781)*
2	-	2	7207	Senior Civil Engineering Drafting Technician	2660	(55,540- 69,008)*
2	-	2	1143	Senior Clerk	2260	(47,188- 58,610)
30	(5)	25	1368	Senior Clerk Typist	2260	(47,188- 58,610)
5	(1)	4	1467-2	Senior Communications Operator II	2561	(53,473- 66,440)*
1	(1)	-	3745	Senior Heavy Duty Equipment Mechanic		(80,513)
10	-	10	9171-1	Senior Management Analyst I	3813	(79,615- 98,908)*
5	(1)	4	9171-2	Senior Management Analyst II	4723	(98,616-122,523)*
5	(5)	-	9167-1	Senior Personnel Analyst I	3855	(80,492-100,015)****
1	(1)	-	9167-2	Senior Personnel Analyst II	4772	(99,639-123,797)****
1	-	1	1538	Senior Project Coordinator	3590	(74,959- 93,124)*
1	-	1	1837	Senior Storekeeper	2609	(54,475- 67,672)
3	-	3	1597-1	Senior Systems Analyst I	3817	(79,698- 99,012)*
4	(2)	2	1597-2	Senior Systems Analyst II	4724	(98,637-122,544)*
65	1	66	3218-1	Senior Traffic Supervisor I	2613	(54,559- 67,776)
13	-	13	3218-2	Senior Traffic Supervisor II	2932	(61,220- 76,044)
6	(1)	5	3218-3	Senior Traffic Supervisor III	3289	(68,674- 85,315)
12	(1)	11	9262	Senior Transportation Engineer	4998	(104,358-129,664)**
5	-	5	4273	Senior Transportation Investigator	3118	(65,103- 80,910)*
2	-	2	3428	Sign Painter		(71,514)
1	-	1	3419	Sign Shop Supervisor		(81,557)
60	2	62	3819	Signal Systems Electrician		(78,341)

TRANSPORTATION

Position Counts			Code	Title	2012-13 Salary Range and Annual Salary	
2011-12	Change	2012-13				
<u>GENERAL</u>						
<u>Regular Positions</u>						
1	-	1	3832	Signal Systems Superintendent	4606	(96,173-119,475)
7	(2)	5	3839-1	Signal Systems Supervisor I		(91,579)
3	2	5	3839-2	Signal Systems Supervisor II		(96,068)
2	-	2	1835-2	Storekeeper II	2260	(47,188- 58,610)
7	-	7	2481-1	Supervising Transportation Planner I	4239	(88,510-109,954)*
3	-	3	2481-2	Supervising Transportation Planner II	4976	(103,898-129,059)*
6	-	6	1596-2	Systems Analyst II	3228	(67,400- 83,749)*
1	-	1	8870	Taxicab Administrator	4950	(103,356-128,412)
5	-	5	3430-1	Traffic Marking and Sign Superintendent I	2810	(58,672- 72,892)
3	-	3	3430-2	Traffic Marking and Sign Superintendent II	3356	(70,073- 87,069)
1	-	1	3430-3	Traffic Marking and Sign Superintendent III	3854	(80,471- 99,994)
628	(15)	613	3214-2	Traffic Officer II	2228	(46,520- 57,774)
32	(2)	30	3421-1	Traffic Painter and Sign Poster I	2215	(46,249- 57,461)
16	(2)	14	3421-2	Traffic Painter and Sign Poster II	2337	(48,796- 60,614)
6	1	7	3421-3	Traffic Painter and Sign Poster III	2467	(51,510- 63,997)
28	(1)	27	7278	Transportation Engineer	4249	(88,719-110,225)**
10	-	10	7285-1	Transportation Engineering Aide I	2461	(51,385- 63,830)*
2	-	2	7285-2	Transportation Engineering Aide II	2753	(57,482- 71,409)*
52	(1)	51	7280-2	Transportation Engineering Associate II	3511	(73,309- 91,078)**
30	-	30	7280-3	Transportation Engineering Associate III	3910	(81,640-101,435)**
3	-	3	7280-4	Transportation Engineering Associate IV	4249	(88,719-110,225)**
10	(1)	9	4271	Transportation Investigator	2647	(55,269- 68,695)*
18	-	18	2480-2	Transportation Planning Associate II	3493	(72,933- 90,619)*
1	-	1	1832-1	Warehouse and Toolroom Worker I	1929	(40,277- 50,070)
1,341	(38)	1,303				

Commissioner Positions

12	-	12	0101-2	Commissioner		\$50.00/mtg****
12	-	12				

AS NEEDED

To be Employed As Needed in Such Numbers as Required

9135	Administrative Hearing Examiner	2732	(57,044- 70,866)*
0102	Commission Hearing Examiner		\$900.00 per day;
1113	Community and Administrative Support Worker II		\$13.64/hr.
1114	Community and Administrative Support Worker III		\$16.98/hr.
3180	Crossing Guard		\$14.79/hr.
1502	Student Professional Worker	1256(5)	(32,572)****

TRANSPORTATION

Position Counts			Code	Title	2012-13 Salary Range and Annual Salary	
2011-12	Change	2012-13				

AS NEEDED

To be Employed As Needed in Such Numbers as Required

(Administration and Support)

	1542	Project Assistant	2294	(47,898- 59,528)*
--	------	-------------------	------	--------------------

	Regular Positions	Commissioner Positions
Total	1,303	12

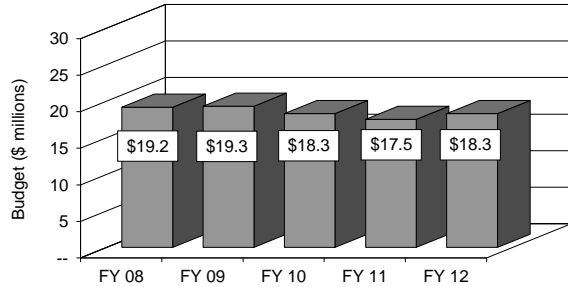
THIS PAGE INTENTIONALLY LEFT BLANK

ZOO

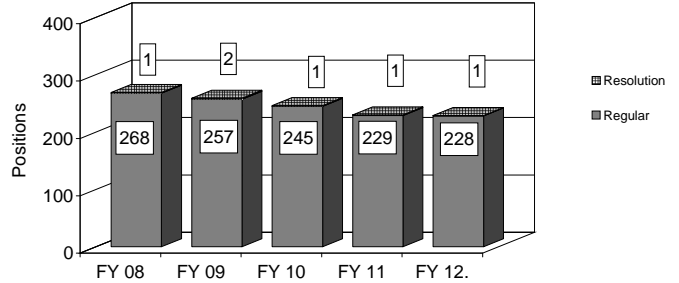
2012-13 Proposed Budget

FIVE YEAR HISTORY OF BUDGET AND POSITION AUTHORITIES

FIVE YEAR BUDGET HISTORY



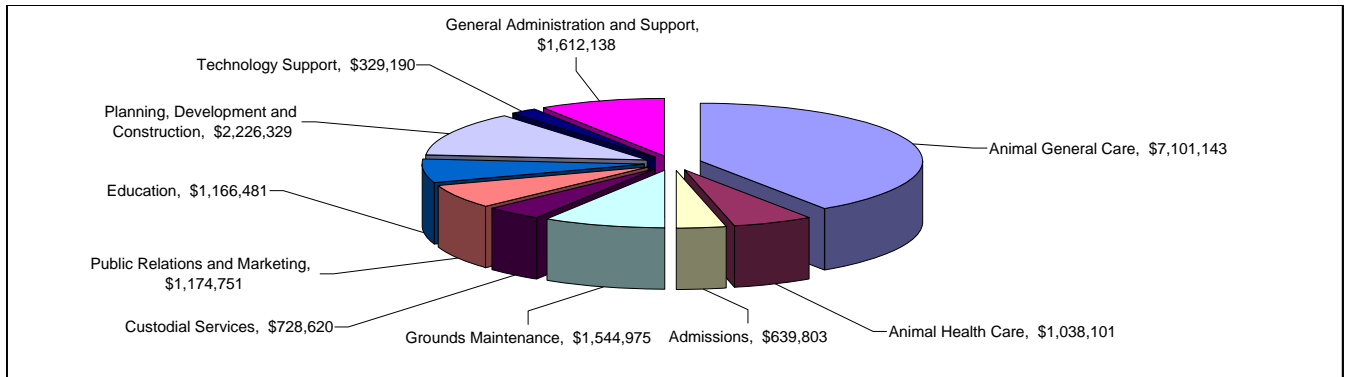
FIVE YEAR POSITION AUTHORITY HISTORY



SUMMARY OF FY 2012-13 PROPOSED BUDGET CHANGES

	Total Budget			General Fund			Special Fund			
		Regular	Resolution		Regular	Resolution		Regular	Resolution	
FY 11-12 Adopted	\$ 18,283,477	228	1	\$ 4,831,129	26%	0	\$ 13,452,348	74%	228	1
FY 12-13 Proposed	\$ 17,561,531	214	1	\$ 1,294,894	7%	0	\$ 16,266,637	93%	214	1
Change from Prior Year	\$ (721,946)	(14)	0	\$ (3,536,235)		0	\$ 2,814,289		(14)	0

2012-13 FUNDING DISTRIBUTION BY PROGRAM



MAIN BUDGET ITEMS

	Funding	Positions
◆ Deletion of Vacant Positions	\$ (1,035,240)	(14)
◆ Behavioral Enrichment Program	\$ 54,024	1
◆ VIP Behind the Scenes Tours	\$ 22,360	
◆ Rainforest of the Americas Exhibit	\$ 143,400	
◆ Contact Yard Educational Services	\$ 71,363	

Recapitulation of Changes

	Adopted Budget 2011-12	Total Budget Changes	Budget Appropriation 2012-13
EXPENDITURES AND APPROPRIATIONS			
Salaries			
Salaries General	13,910,653	(590,284)	13,320,369
Salaries As-Needed	896,412	99,360	995,772
Overtime General	51,164	-	51,164
Total Salaries	14,858,229	(490,924)	14,367,305
Expense			
Printing and Binding	70,000	-	70,000
Contractual Services	1,224,400	-	1,224,400
Field Equipment Expense	20,000	3,400	23,400
Maintenance Materials,Supplies & Services	499,999	35,000	534,999
Uniforms	5,001	-	5,001
Veterinary Supplies & Expense	295,128	-	295,128
Animal Food/Feed and Grain	755,438	28,000	783,438
Office and Administrative	137,860	-	137,860
Operating Supplies	120,000	-	120,000
Total Expense	3,127,826	66,400	3,194,226
Special			
Early Retirement Incentive Program Payout	297,422	(297,422)	-
Total Special	297,422	(297,422)	-
Total Zoo	18,283,477	(721,946)	17,561,531

SOURCES OF FUNDS

Zoo Enterprise Trust Fund (Sch. 44)	18,283,477	(721,946)	17,561,531
Total Funds	18,283,477	(721,946)	17,561,531
Percentage Change			-3.95%
Positions	228	(14)	214

Changes Applicable to Various Programs

The following changes involve two or more budgetary programs. These changes are explained below and apportioned as single entries in the affected programs. Single-program changes are shown only in the programs involved.

Program Changes	Direct Cost	Posi- tions	Total Cost
Changes in Salaries, Expense, Equipment and Special			
Obligatory Changes			
1 . 2011-12 Employee Compensation Adjustment Related costs consist of employee benefits. <i>SG \$21,660</i> Related Costs: \$5,555	21,660	-	27,215
2 . 2012-13 Employee Compensation Adjustment Related costs consist of employee benefits. <i>SG \$472,167</i> Related Costs: \$121,066	472,167	-	593,233
3 . Salary Step Plan and Turnover Effect Related costs consist of employee benefits. <i>SG \$14,994</i> Related Costs: \$3,843	14,994	-	18,837
4 . Change in Number of Working Days Reduce funding to reflect one less working day. Related costs consist of employee benefits. <i>SG \$(55,041)</i> Related Costs: \$(14,114)	(55,041)	-	(69,155)
5 . Negotiated Unpaid Holidays Reduce funding in the Salaries General account to reflect unpaid holidays for civilian employees represented by certain bargaining units. <i>SG \$(11,825)</i>	(11,825)	-	(11,825)
6 . Early Retirement Incentive Program Payout This item removes funding for the final Early Retirement Incentive Program (ERIP) payout, which was completed in 2011-12. <i>SP \$(297,422)</i>	(297,422)	-	(297,422)
7 . MOU Negotiated Payouts Add one-time funding in the Salaries General account for cash payouts negotiated for employees represented by the International Union of Operating Engineers (MOU 09) and Service Employees International Union (MOU 29) <i>SG \$2,701</i>	2,701	-	2,701

Program Changes		Direct Cost	Posi- tions	Total Cost
Changes in Salaries, Expense, Equipment and Special				
Deletion of One-Time Services				
8 .	Deletion of Funding for Resolution Authorities Delete funding for one resolution authority position. Resolution authorities are reviewed annually and continued only if sufficient funding is available to maintain the current service level. Related costs consist of employee benefits. One position continued: Behavioral Enrichment Program (One position) SG \$(53,724) Related Costs: \$(26,268)	(53,724)	-	(79,992)
9 .	Deletion of One-Time Expense Funding Delete one-time funding for Fiscal Year 2011-12 expense items. SAN \$(71,363)	(71,363)	-	(71,363)
Efficiencies to Services				
10 .	Deletion of General Fund Vacancies Delete funding and regular position authority for 14 positions due to the City's financial constraints. The service level impacts will be minimal as the positions are vacant and the workload has been absorbed by existing employees. Related cost consists of employee benefits. SG \$(1,035,240) Related Costs: \$(413,796)	(1,035,240)	(14)	(1,449,036)
TOTAL CHANGES APPLICABLE TO VARIOUS PROGRAMS		<u>(1,013,093)</u>	<u>(14)</u>	

Animal General Care

This program provides care and management of animal collection.

Program Changes	Direct Cost	Posi- tions	Total Cost
Changes in Salaries, Expense, Equipment and Special			
11 . Apportionment of Changes Applicable to Various Programs Related costs consist of employee benefits Related Costs: \$(73,794)	(119,065)	(3)	(192,859)
Continuation of Services			
12 . Behavioral Enrichment Program Continue funding and resolution authority for one Animal Keeper to coordinate the Behavioral Enrichment Program. In 2008-09, the Department was authorized resolution authority for this position to address issues identified in an Association of Zoos and Aquariums inspection. Funding is provided by the Greater Los Angeles Zoo Association. Related costs consist of employee benefits. <i>SG \$54,024</i> Related Costs: \$24,444	54,024	-	78,468
New Services			
13 . VIP Behind the Scenes Tours Increase funding in the As-Needed Salaries account to fund one part-time Animal Keeper at 1040 hours and recognize \$75,000 in additional revenue from the VIP Behind the Scenes Tours pilot program. The Department is implementing four revenue generating tour programs at the Los Angeles Zoo, which consist of the Harbor Seal Encounter; Behind the Scenes at the Living Amphibians, Invertebrates and Reptiles exhibit; Rhino Feeding; and Be a Falconer. <i>SAN \$22,360</i>	22,360	-	22,360

Program Changes	Direct Cost	Posi- tions	Total Cost
Changes in Salaries, Expense, Equipment and Special			
New Services			
14 . Rainforest of the Americas Exhibit	143,400	-	143,400
<p>Add funding to support the new Rainforest of the Americas exhibit expected to open in April 2013. Additionally, add the Aquarist I classification to the As-Needed section of the Departmental Personnel Ordinance for the Department to support the new reptile and amphibian aquariums. Funding consists of three months salaries for as-needed staffing in the amount of \$77,000 and expenses for the Field Equipment account (\$3,400); Maintenance Materials, Supplies and Expenses account (\$35,000); and for the Animal Feed and Grain account (\$28,000). <i>SAN \$77,000; EX \$66,400</i></p>			
TOTAL ANIMAL GENERAL CARE	<u>100,719</u>	<u>(3)</u>	
2011-12 Program Budget	7,000,424	100	
Changes in Salaries, Expense, Equipment and Special	<u>100,719</u>	<u>(3)</u>	
2012-13 PROGRAM BUDGET	<u>7,101,143</u>	<u>97</u>	

Animal Health Care

This program provides veterinary care and management of entire animal collection 24 hours a day, seven days a week.

Program Changes	Direct Cost	Posi- tions	Total Cost
Changes in Salaries, Expense, Equipment and Special			
15 . Apportionment of Changes Applicable to Various Programs	(184,138)	(2)	(252,540)
Related costs consist of employee benefits			
Related Costs: \$(68,402)			
TOTAL ANIMAL HEALTH CARE	<u>(184,138)</u>	<u>(2)</u>	
2011-12 Program Budget	1,222,239	13	
Changes in Salaries, Expense, Equipment and Special	<u>(184,138)</u>	<u>(2)</u>	
2012-13 PROGRAM BUDGET	<u>1,038,101</u>	<u>11</u>	

Admissions

This program facilitates general admissions sales, operations, and reservations for programs and classes.

Program Changes	Direct Cost	Posi- tions	Total Cost
Changes in Salaries, Expense, Equipment and Special			
16 . Apportionment of Changes Applicable to Various Programs Related costs consist of employee benefits Related Costs: \$6,634	25,874	-	32,508
Other Changes or Adjustments			
17 . Increased Membership Revenue Recognize \$200,000 in additional revenue due to an increase in Greater Los Angeles Zoo Association membership receipts.	-	-	-
TOTAL ADMISSIONS	25,874	-	
2011-12 Program Budget	613,929	13	
Changes in Salaries, Expense, Equipment and Special	25,874	-	
2012-13 PROGRAM BUDGET	639,803	13	

Grounds Maintenance

This program provides landscape and facility maintenance.

Program Changes	Direct Cost	Posi- tions	Total Cost
Changes in Salaries, Expense, Equipment and Special			
18 . Apportionment of Changes Applicable to Various Programs	(10,599)	(1)	(23,918)
Related costs consist of employee benefits			
Related Costs: \$(13,319)			
 TOTAL GROUNDS MAINTENANCE	<u>(10,599)</u>	<u>(1)</u>	
<hr/>			
2011-12 Program Budget	1,555,574	23	
Changes in Salaries, Expense, Equipment and Special	<u>(10,599)</u>	<u>(1)</u>	
2012-13 PROGRAM BUDGET	<u>1,544,975</u>	<u>22</u>	

Custodial Services

This program provides facility-wide custodial support.

Program Changes	Direct Cost	Posi- tions	Total Cost
Changes in Salaries, Expense, Equipment and Special			
19 . Apportionment of Changes Applicable to Various Programs	(2,218)	(1)	(13,380)
Related costs consist of employee benefits			
Related Costs: \$(11,162)			
TOTAL CUSTODIAL SERVICES	<u>(2,218)</u>	<u>(1)</u>	
2011-12 Program Budget	730,838	13	
Changes in Salaries, Expense, Equipment and Special	<u>(2,218)</u>	<u>(1)</u>	
2012-13 PROGRAM BUDGET	<u>728,620</u>	<u>12</u>	

Public Relations and Marketing

This program provides public relations and marketing support and development.

Program Changes	Direct Cost	Posi- tions	Total Cost
Changes in Salaries, Expense, Equipment and Special			
20 . Apportionment of Changes Applicable to Various Programs	9,952	-	12,504
Related costs consist of employee benefits			
Related Costs: \$2,552			
TOTAL PUBLIC RELATIONS AND MARKETING	<u>9,952</u>	<u>-</u>	
2011-12 Program Budget	1,164,799	5	
Changes in Salaries, Expense, Equipment and Special	<u>9,952</u>	<u>-</u>	
2012-13 PROGRAM BUDGET	<u>1,174,751</u>	<u>5</u>	

Education

This program provides public and fee based education programming and classes that promote and deliver the mission and messages of the Los Angeles Zoo.

Program Changes	Direct Cost	Posi- tions	Total Cost
Changes in Salaries, Expense, Equipment and Special			
21 . Apportionment of Changes Applicable to Various Programs Related costs consist of employee benefits Related Costs: \$(20,048)	(108,208)	(1)	(128,256)
Continuation of Services			
22 . Contact Yard Educational Services Continue funding in the Salaries As-Needed account to provide staffing for the Los Angeles Zoo's Contact Yard. The Contact Yard provides visitors with the opportunity to directly interact with various animals. The Greater Los Angeles Zoo Association has secured donations to support a second year of funding for as-needed staffing. SAN \$71,363	71,363	-	71,363
Other Changes or Adjustments			
23 . Increased Education Program Receipts Recognize \$100,000 in additional revenue from Education Program fees. These programs include classroom and camp programs that are offered to visitors at an additional cost.	-	-	-
TOTAL EDUCATION	<u>(36,845)</u>	<u>(1)</u>	
2011-12 Program Budget	1,203,326	10	
Changes in Salaries, Expense, Equipment and Special	<u>(36,845)</u>	<u>(1)</u>	
2012-13 PROGRAM BUDGET	<u>1,166,481</u>	<u>9</u>	

Planning, Development and Construction

This program provides facility repair, maintenance, and construction services, as well as project management and design support.

Program Changes	Direct Cost	Posi- tions	Total Cost
Changes in Salaries, Expense, Equipment and Special			
24 . Apportionment of Changes Applicable to Various Programs	(20,656)	(1)	(36,860)
Related costs consist of employee benefits			
Related Costs: \$(16,204)			
TOTAL PLANNING, DEVELOPMENT AND CONSTRUCTION	<u>(20,656)</u>	<u>(1)</u>	
2011-12 Program Budget	2,246,985	26	
Changes in Salaries, Expense, Equipment and Special	<u>(20,656)</u>	<u>(1)</u>	
2012-13 PROGRAM BUDGET	<u>2,226,329</u>	<u>25</u>	

Technology Support

This program provides department-wide support for systems and audio/visual services.

Program Changes	Direct Cost	Posi- tions	Total Cost
Changes in Salaries, Expense, Equipment and Special			
25 . Apportionment of Changes Applicable to Various Programs	7,961	-	10,001
Related costs consist of employee benefits			
Related Costs: \$2,040			
TOTAL TECHNOLOGY SUPPORT	7,961	-	
2011-12 Program Budget	321,229	4	
Changes in Salaries, Expense, Equipment and Special	7,961	-	
2012-13 PROGRAM BUDGET	329,190	4	

General Administration and Support

This program provides leadership and management oversight, and general administration support, including accounting, recruitment and hiring, and budget development.

Program Changes	Direct Cost	Posi- tions	Total Cost
Changes in Salaries, Expense, Equipment and Special			
26 . Apportionment of Changes Applicable to Various Programs	(611,996)	(5)	(744,007)
Related costs consist of employee benefits			
Related Costs: \$(132,011)			
TOTAL GENERAL ADMINISTRATION AND SUPPORT	<u>(611,996)</u>	<u>(5)</u>	
2011-12 Program Budget	2,224,134	21	
Changes in Salaries, Expense, Equipment and Special	<u>(611,996)</u>	<u>(5)</u>	
2012-13 PROGRAM BUDGET	<u>1,612,138</u>	<u>16</u>	

**ZOO DEPARTMENT
DETAIL OF CONTRACTUAL SERVICES ACCOUNT**

2011-12 Contract Amount	Program/Code/Description	2012-13 Contract Amount
Animal General Care - DC8701		
\$ 25,000	1. Nutrition Consultant.....	\$ 25,000
<u>30,000</u>	2. Sea Lion Life Support Technical Services.....	<u>30,000</u>
<u>\$ 55,000</u>	Animal General Care Total	<u>\$ 55,000</u>
Grounds Maintenance - DC8704		
\$ 170,000	3. Brush clearance.....	\$ 170,000
50,000	4. Tree trimming services.....	50,000
50,000	5. Pest control services.....	50,000
<u>40,000</u>	6. Waste haul tipping fees.....	<u>40,000</u>
<u>\$ 310,000</u>	Grounds Maintenance Total	<u>\$ 310,000</u>
Public Relations and Marketing - DC8706		
<u>\$ 800,000</u>	7. Zoo advertising contracts.....	<u>\$ 800,000</u>
<u>\$ 800,000</u>	Public Relations and Marketing Total	<u>\$ 800,000</u>
Planning, Development and Construction - DC8708		
<u>\$ 20,000</u>	8. Hazardous waste disposal.....	<u>\$ 20,000</u>
<u>\$ 20,000</u>	Planning, Development and Construction Total	<u>\$ 20,000</u>
General Administration and Support - DC8750		
\$ 32,400	9. Equipment and office machine rental.....	\$ 32,400
<u>7,000</u>	10. American Society of Composers, Authors and Publishers annual permit.....	<u>7,000</u>
<u>\$ 39,400</u>	General Administration and Support Total	<u>\$ 39,400</u>
<u>\$ 1,224,400</u>	TOTAL CONTRACTUAL SERVICES ACCOUNT	<u>\$ 1,224,400</u>

ZOO DEPARTMENT TRAVEL AUTHORITY

2011-12 Amount	Auth. No.	Trip Category Trip-Location-Date	2012-13 Amount	Auth. No.
		A. Conventions		
\$ -	-	1. None	\$ -	-
<u>\$ -</u>	<u>-</u>		<u>\$ -</u>	<u>-</u>
		TOTAL CONVENTION TRAVEL	<u>\$ -</u>	<u>-</u>
		B. Business		
\$ -	-	2. None	\$ -	-
<u>\$ -</u>	<u>-</u>		<u>\$ -</u>	<u>-</u>
<u>\$ -</u>	<u>-</u>	TOTAL BUSINESS TRAVEL	<u>\$ -</u>	<u>-</u>
<u><u>\$ -</u></u>	<u><u>-</u></u>	TOTAL TRAVEL EXPENSE ACCOUNT	<u><u>\$ -</u></u>	<u><u>-</u></u>

ZOO

Position Counts			Code	Title	2012-13 Salary Range and Annual Salary	
2011-12	Change	2012-13				
<u>GENERAL</u>						
<u>Regular Positions</u>						
1	(1)	-	1513-2	Accountant II	2534	(52,909- 65,709)*
3	(2)	1	1223-1	Accounting Clerk I	2260	(47,188- 58,610)
1	-	1	3774	Air Conditioning Mechanic		(81,661)
1	(1)	-	4308	Animal Collection Curator	4772	(99,639-123,797)****
75	-	75	4304	Animal Keeper	2232	(46,604- 57,879)
2	-	2	4304	Animal Keeper (Half-time)	2232	(46,604- 57,879)
1	-	1	2400-1	Aquarist I	2486	(51,907- 64,498)****
2	-	2	6147	Audio Visual Technician	2921	(60,990- 75,794)
1	-	1	3333-1	Building Repairer I	2163	(45,163- 56,104)
3	(1)	2	3344	Carpenter		(74,604)
1	-	1	3353	Cement Finisher		(68,507)
1	-	1	2360	Chief Veterinarian	5418	(113,127-140,564)
4	-	4	1358	Clerk Typist	1829	(38,189- 47,460)
1	-	1	1358	Clerk Typist (Half-time)	1829	(38,189- 47,460)
1	-	1	3127-2	Construction and Maintenance Supervisor II		(111,687)
11	-	11	3156	Custodian	1517	(31,674- 39,358)
1	-	1	1806	Development and Marketing Director	4936	(103,063-128,057)
1	-	1	3863	Electrician		(78,341)
1	-	1	3525	Equipment Operator		(81,724)
1	-	1	1117-2	Executive Administrative Assistant II	2955	(61,700- 76,671)
1	-	1	1117-3	Executive Administrative Assistant III	3167	(66,126- 82,162)
1	(1)	-	1555-1	Fiscal Systems Specialist I	4045	(84,459-104,922)*
14	-	14	3141	Gardener Caretaker	1929	(40,277- 50,070)
1	-	1	9500	General Manager Zoo		(217,235)****
1	-	1	1670-2	Graphics Designer II	2660	(55,540- 69,008)*
1	-	1	1670-3	Graphics Designer III	2981	(62,243- 77,318)*
1	-	1	3178	Head Custodian Supervisor	2232	(46,604- 57,879)
2	-	2	3913	Irrigation Specialist	2337	(48,796- 60,614)
1	-	1	7929-1	Landscape Architect I	4249	(88,719-110,225)**
2	-	2	3523	Light Equipment Operator	2206	(46,061- 57,232)
2	-	2	3115	Maintenance and Construction Helper	1929	(40,277- 50,070)
1	-	1	3451	Masonry Worker	2994(3)	(69,676- 77,652)
2	-	2	3773-2	Mechanical Repairer II		(72,119)
2	-	2	3423	Painter		(71,514)
1	(1)	-	3145	Park Maintenance Supervisor	2542	(53,076- 65,959)
6	-	6	2412-1	Park Services Attendant I	1425	(29,754- 36,978)
5	-	5	2412-2	Park Services Attendant II	2031	(42,407- 52,680)
1	-	1	1731-1	Personnel Analyst I	2736	(57,127- 70,992)*

ZOO

Position Counts			Code	Title	2012-13 Salary Range and Annual Salary	
2011-12	Change	2012-13				
<u>GENERAL</u>						
<u>Regular Positions</u>						
1	-	1	1793-2	Photographer II	2744	(57,294- 71,200)*
2	-	2	3443	Plumber		(81,661)
3	(1)	2	4312	Principal Animal Keeper	2642	(55,164- 68,528)
1	-	1	2424	Principal Park Services Attendant	2570	(53,661- 66,669)*
1	-	1	1542	Project Assistant	2294	(47,898- 59,528)*
1	-	1	1785-1	Public Relations Specialist I	2294	(47,898- 59,528)*
1	-	1	1523-2	Senior Accountant II	3184	(66,481- 82,601)*
8	-	8	4305	Senior Animal Keeper	2432	(50,780- 63,099)
1	-	1	3345	Senior Carpenter		(82,016)
9	-	9	1368	Senior Clerk Typist	2260	(47,188- 58,610)
1	-	1	3864	Senior Electrician		(86,004)
2	-	2	3143	Senior Gardener	2163	(45,163- 56,104)
1	-	1	9171-1	Senior Management Analyst I	3813	(79,615- 98,908)*
1	-	1	9171-2	Senior Management Analyst II	4723	(98,616-122,523)*
1	-	1	3424	Senior Painter		(78,654)
1	-	1	2422	Senior Park Services Attendant	2195	(45,831- 56,918)*
1	-	1	9167-1	Senior Personnel Analyst I	3855	(80,492-100,015)****
1	(1)	-	9167-2	Senior Personnel Analyst II	4772	(99,639-123,797)****
1	-	1	3444	Senior Plumber		(89,700)
1	-	1	1597-1	Senior Systems Analyst I	3817	(79,698- 99,012)*
1	-	1	3775	Sheet Metal Worker		(78,613)
4	(1)	3	2415	Special Program Assistant II (Half-time)	\$13.64/hr.	
1	-	1	1596-2	Systems Analyst II	3228	(67,400- 83,749)*
2	-	2	3583	Truck Operator	2163(3)	(50,341- 56,104)
4	-	4	2369	Veterinary Technician	2264	(47,272- 58,735)*
1	-	1	3796	Welder		(74,019)
1	-	1	9501	Zoo Assistant General Manager	6606	(137,933-171,362)
3	(1)	2	4297	Zoo Curator	3306(3)	(76,942- 85,754)
1	-	1	4276	Zoo Curator of Birds	3306	(69,029- 85,754)
4	(1)	3	4300-1	Zoo Curator of Education I	2806	(58,589- 72,766)
2	-	2	4300-2	Zoo Curator of Education II	3306	(69,029- 85,754)
1	-	1	4300-3	Zoo Curator of Education III	4027	(84,083-104,462)
1	-	1	4277	Zoo Curator of Reptiles	3306	(69,029- 85,754)
1	-	1	4302	Zoo Research Director	3165	(66,085- 82,100)**
3	(1)	2	2367-2	Zoo Veterinarian II	4365(3)	(101,581-113,211)
1	(1)	-	2367-3	Zoo Veterinarian III	4604(3)	(107,156-119,433)
228	(14)	214				

ZOO

Position Counts			Code	Title	2012-13 Salary Range and Annual Salary
2011-12	Change	2012-13			
<u>GENERAL</u>					
<u>Commissioner Positions</u>					
5	-	5	0101-2	Commissioner	\$50.00/mtg****
5	-	5			
<u>AS NEEDED</u>					
<u>To be Employed As Needed in Such Numbers as Required</u>					
			1535-1	Administrative Intern I	1460(5) (37,876)*
			1535-2	Administrative Intern II	1588(5) (41,217)*
			4304	Animal Keeper	2232 (46,604- 57,879)
			2400-1	Aquarist I	2486 (51,907- 64,498)****
			2418-1	Assistant Park Services Attendant I	\$13.64/hr.
			1141	Clerk	1760 (36,748- 45,643)
			1358	Clerk Typist	1829 (38,189- 47,460)
			1113	Community and Administrative Support Worker II	\$13.64/hr.
			1114	Community and Administrative Support Worker III	\$16.98/hr.
			1427-1	Computer Operator I	2098 (43,806- 54,434)*
			3156	Custodian	1517 (31,674- 39,358)
			1670-1	Graphics Designer I	2198 (45,894- 57,023)*
			6152-1	Librarian I	2580(3) (60,050- 66,920)
			1793-1	Photographer I	2384 (49,777- 61,825)*
			0965	Plumber - Exempt	\$39.11/hr.
			1542	Project Assistant	2294 (47,898- 59,528)*
			1537	Project Coordinator	3021 (63,078- 78,362)*
			2498	Recreation Assistant	\$14.14-15.34/hr.
			2499	Recreation Instructor	\$14.70-23.30/hr.
			1368	Senior Clerk Typist	2260 (47,188- 58,610)
			2415	Special Program Assistant II	\$13.64/hr.
			2416	Special Program Assistant III	\$16.98/hr.
			1502	Student Professional Worker	1256(5) (32,572)****
			1596-2	Systems Analyst II	3228 (67,400- 83,749)*
			2369	Veterinary Technician	2264 (47,272- 58,735)*
			2367-2	Zoo Veterinarian II	4365(3) (101,581-113,211)

HIRING HALL

Hiring Hall to be Employed in Such Numbers as Required

0858	Carpenter - Hiring Hall	++
0860-1	Cement Finisher I - Hiring Hall	++
0860-2	Cement Finisher II - Hiring Hall	++
0858-Z	City Craft Assistant - Hiring Hall	++
0870	Painter - Hiring Hall	++

ZOO

Position Counts					2012-13 Salary Range and Annual Salary
2011-12	Change	2012-13	Code	Title	
<u>HIRING HALL</u>					
<u>Hiring Hall to be Employed in Such Numbers as Required</u>					
			0872-2	Pipefitter II - Hiring Hall	++
			0874-2	Plumber II - Hiring Hall	++
			0876	Sheet Metal Worker - Hiring Hall	++
		Regular Positions	Commissioner Positions		
Total		214	5		

THIS PAGE INTENTIONALLY LEFT BLANK

SECTION 2



2
0
1
2
-
1
3

Other Program Costs

Library Department

Recreation and Parks Department

City Employees' Retirement Fund

Fire and Police Pension Fund

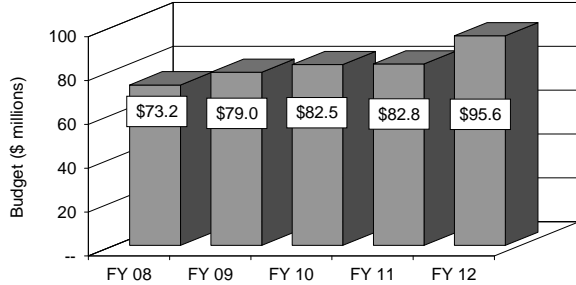
Non-Departmental Schedules

LIBRARY

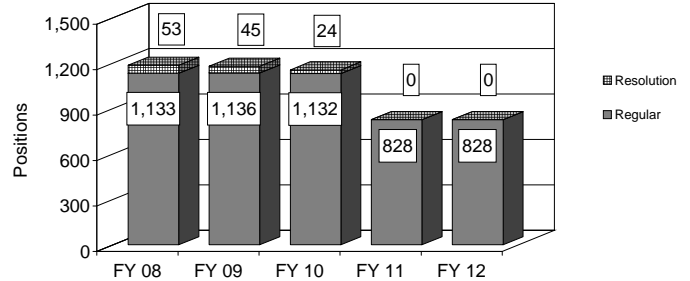
2012-13 Proposed Budget

FIVE YEAR HISTORY OF BUDGET AND POSITION AUTHORITIES

FIVE YEAR BUDGET HISTORY



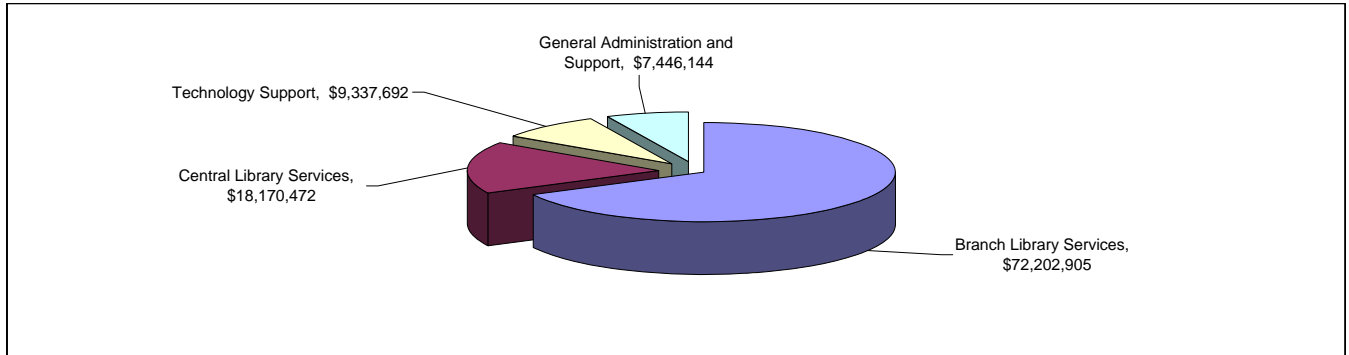
FIVE YEAR POSITION AUTHORITY HISTORY



SUMMARY OF FY 2012-13 PROPOSED BUDGET CHANGES

	Total Budget			General Fund			Special Fund		
		Regular	Resolution		Regular	Resolution		Regular	Resolution
FY 11-12 Adopted	\$ 95,648,178	828	0	\$ - 0%	0	0	\$ 95,648,178 100%	828	0
FY 12-13 Proposed	\$ 107,157,213	883	0	\$ - 0%	0	0	\$ 107,157,213 100%	883	0
Change from Prior Year	\$ 11,509,035	55	0	\$ -	0	0	\$ 11,509,035	55	0

2012-13 FUNDING DISTRIBUTION BY PROGRAM



MAIN BUDGET ITEMS

	Funding	Positions
◆ Alterations and Improvements	\$ 303,080	-
◆ Restoration of Library Services	\$ 3,093,674	49
◆ Positions Adjustments	\$ 82,992	-
◆ Charter Mandated Appropriation	\$ -	-
◆ Revenue Adjustment	\$ -	-
◆ General Fund Reimbursement	\$ 8,478,936	-
◆ Adjustments to Direct Library Costs	\$ (392,481)	-
◆ Building Digital Library	\$ 468,854	2
◆ Support Staff for Restored Services	\$ 323,460	6
◆ Library Strategic Plan	\$ 200,000	-

Recapitulation of Changes

	Adopted Budget 2011-12	Total Budget Changes	Budget Appropriation 2012-13
EXPENDITURES AND APPROPRIATIONS			
Salaries			
Salaries General	52,179,370	3,976,925	56,156,295
Salaries As-Needed	2,309,940	267,981	2,577,921
Overtime General	35,423	-	35,423
Total Salaries	54,524,733	4,244,906	58,769,639
Expense			
Office Equipment	30,462	-	30,462
Printing and Binding	50,000	-	50,000
Contractual Services	2,551,917	200,000	2,751,917
Transportation	77,463	-	77,463
Library Book Repair	77,796	-	77,796
Office and Administrative	327,504	370,080	697,584
Operating Supplies	157,454	-	157,454
Total Expense	3,272,596	570,080	3,842,676
Special			
Early Retirement Incentive Program Payout	1,943,209	(1,943,209)	-
Library Materials	6,823,265	550,803	7,374,068
Various Special - Library	29,084,375	8,086,455	37,170,830
Total Special	37,850,849	6,694,049	44,544,898
Total Library	95,648,178	11,509,035	107,157,213
SOURCES OF FUNDS			
Library Other Revenue	95,648,178	11,509,035	107,157,213
Total Funds	95,648,178	11,509,035	107,157,213
Percentage Change			12.03%
Positions	828	55	883

Changes Applicable to Various Programs

The following changes involve two or more budgetary programs. These changes are explained below and apportioned as single entries in the affected programs. Single-program changes are shown only in the programs involved.

Program Changes	Direct Cost	Posi- tions	Total Cost
Changes in Salaries, Expense, Equipment and Special			
Obligatory Changes			
1 . 2011-12 Employee Compensation Adjustment Related costs consist of employee benefits. <i>SG \$10,101</i> Related Costs: \$2,590	10,101	-	12,691
2 . 2012-13 Employee Compensation Adjustment Related costs consist of employee benefits. <i>SG \$1,856,118</i> Related Costs: \$475,908	1,856,118	-	2,332,026
3 . Salary Step Plan and Turnover Effect Related costs consist of employee benefits. <i>SG \$(763,148)</i> Related Costs: \$(195,672)	(763,148)	-	(958,820)
4 . Change in Number of Working Days Reduce funding to reflect one less working day. Related costs consist of employee benefits. <i>SG \$(204,147)</i> Related Costs: \$(52,344)	(204,147)	-	(256,491)
5 . Negotiated Unpaid Holidays Reduce funding in the Salaries General account to reflect unpaid holidays for civilian employees represented by certain bargaining units. <i>SG \$(5,507)</i>	(5,507)	-	(5,507)
6 . Early Retirement Incentive Program Payout This item removes funding for the final Early Retirement Incentive Program (ERIP) payout, which was completed in 2011-12. <i>SP \$(1,943,209)</i>	(1,943,209)	-	(1,943,209)
Increased Services			
7 . Alterations and Improvements Provide funding in the amount of \$303,080 from the Library Fund to fund Alterations and Improvement projects for Library facilities. <i>EX \$303,080</i>	303,080	-	303,080

				Library
Program Changes		Direct Cost	Posi- tions	Total Cost
Changes in Salaries, Expense, Equipment and Special				
Increased Services				
8 .	Restoration of Library Services	3,093,674	49	4,177,571
	Add 12 months funding and regular authority for six Librarian IIs and six Clerk Typists, nine months funding and regular authority for 22 Librarian IIs and 15 Clerk Typists, and increase funding in the Salaries As-Needed account by \$207,981 to restore service two evenings per week and expand Friday service at the Neighborhood Branch Libraries. Increase funding in the Library Materials account by \$300,803 to purchase books and other materials for the Library. Related costs consist of employee benefits. SG \$2,584,890; SAN \$207,981; SP \$300,803 Related Costs: \$1,083,897			
Efficiencies to Services				
9 .	Position Adjustments	82,992	-	104,244
	Delete funding and regular authority for seven Clerk Typists and add funding and regular authority for seven Library Assistant Is to more accurately reflect the staff support needed in the Central Library Services and Branch Library Services Divisions. Related costs consist of employee benefits. SG \$82,992 Related Costs: \$21,252			
Other Changes or Adjustments				
10 .	Charter Mandated Appropriation	-	-	-
	Increase the Department's General Fund appropriation by \$14,702,646 to meet the Department funding requirements set by the Charter. Measure L approved an incremental increase of the Charter Required Minimum Appropriation from 0.0206 percent in 2011-12 to 0.0237 percent in 2012-13. The additional appropriation will be used to fund the restoration of library services, related costs and the reimbursement of direct costs.			
11 .	Revenue Adjustment	-	-	-
	Decrease projected 2012-13 Library revenue by \$3,193,611. This projection includes decreases of \$1,400,621 in State Public Library Foundation Funds, \$150,000 in unspent prior year funds from the Unreserved and Undesignated Fund Balance, and the \$1,642,990 additional one-time General Fund Appropriation to the Library in 2011-12.			
12 .	General Fund Reimbursement	8,478,936	-	8,478,936
	Increase funding for General Fund cost reimbursements by \$8,478,936 from \$18,226,550 to \$26,705,486. Funds will be applied towards the reimbursement of General Fund costs including the City Employees Retirement System, Medicare, Employee Assistance, and Civilian Flex programs. SP \$8,478,936			

Program Changes		Direct Cost	Posi- tions	Library Total Cost
Changes in Salaries, Expense, Equipment and Special				
Other Changes or Adjustments				
13 .	Adjustment to Direct Library Costs Funding is reduced by \$392,481 from \$10,857,825 to \$10,465,344 for direct costs to the Library Program including Water and Electricity, Building Maintenance, Fuel and Fleet, Natural Gas, Security, Custodial Services, Parking and Landscaping. This adjustment is based on estimated expenditures for 2011-12. <i>SP \$(392,481)</i>	(392,481)	-	(392,481)
TOTAL CHANGES APPLICABLE TO VARIOUS PROGRAMS		10,516,409	49	

Branch Library Services

This program provides public services at the 72 Branch Libraries: reference and information service, free public access computers, programs for children, teens and adults and circulation of library materials (books, DVDs, CD music, audio books and magazines) increase and maintain branch facilities.

Program Changes	Direct Cost	Posi- tions	Total Cost
Changes in Salaries, Expense, Equipment and Special			
14 . Apportionment of Changes Applicable to Various Programs	7,017,478	38	8,022,665
Related costs consist of employee benefits			
Related Costs: \$1,005,187			
TOTAL BRANCH LIBRARY SERVICES	<u>7,017,478</u>	<u>38</u>	
2011-12 Program Budget	65,185,427	562	
Changes in Salaries, Expense, Equipment and Special	<u>7,017,478</u>	<u>38</u>	
2012-13 PROGRAM BUDGET	<u>72,202,905</u>	<u>600</u>	

Central Library Services

This program provides public services at the Central Library: reference and information service, free public access computers, programs for children, teens and adults and circulation of library materials.

Program Changes	Direct Cost	Posi- tions	Total Cost
Changes in Salaries, Expense, Equipment and Special			
15 . Apportionment of Changes Applicable to Various Programs Related costs consist of employee benefits Related Costs: \$297,029	2,280,289	11	2,577,318
Efficiencies to Services			
16 . Central Library Validation Program Due to the City's financial constraints, the Library Fund will provide funding for the Central Library Validation Program from savings achieved from prior fiscal years. See related item in the Special Parking Revenue Fund Nondepartmental page.	-	-	-
New Services			
17 . Building a Digital Library Add nine months funding and regular position authority for one Librarian II and one Librarian III to organize the digitization of the Library's historical content including historic photographs, regional historical materials, and maps. Increase funding in various expense accounts to provide support for the digitization program. Related costs consist of employee benefits. <i>SG \$91,854; SAN \$60,000; SP \$250,000; EX \$67,000</i> Related Costs: \$39,447	468,854	2	508,301
TOTAL CENTRAL LIBRARY SERVICES	<u>2,749,143</u>	<u>13</u>	
2011-12 Program Budget	15,421,329	154	
Changes in Salaries, Expense, Equipment and Special	<u>2,749,143</u>	<u>13</u>	
2012-13 PROGRAM BUDGET	<u>18,170,472</u>	<u>167</u>	

Technology Support

This program develops and maintains the library's public service website, IT systems and web-based resources and services and is also responsible for the acquisition, cataloging and processing of all library materials and electronic resources.

Program Changes	Direct Cost	Posi- tions	Total Cost
Changes in Salaries, Expense, Equipment and Special			
18 . Apportionment of Changes Applicable to Various Programs Related costs consist of employee benefits Related Costs: \$19,816	780,459	-	800,275
Efficiencies to Services			
19 . Position Adjustments Delete funding and regular authority for one Library Assistant II and five Systems Aides and add funding and regular authority for one Principal Clerk, two Systems Analyst IIs, and one Systems Programmer I to more accurately reflect the staff support needed in the Library's Technology Support Division. Related costs consist of employee benefits. SG \$(16,536) Related Costs: \$(25,428)	(16,536)	(2)	(41,964)
TOTAL TECHNOLOGY SUPPORT	763,923	(2)	
2011-12 Program Budget	8,573,769	72	
Changes in Salaries, Expense, Equipment and Special	763,923	(2)	
2012-13 PROGRAM BUDGET	9,337,692	70	

General Administration and Support

The program is responsible for providing administrative support functions of policy direction, business management, accounting, personnel and public relations.

Program Changes	Direct Cost	Posi- tions	Total Cost
Changes in Salaries, Expense, Equipment and Special			
20 . Apportionment of Changes Applicable to Various Programs Related costs consist of employee benefits Related Costs: \$13,599	438,183	-	451,782
Increased Services			
21 . Support Staff for Restored Services Add nine months funding and regular position authority for one Delivery Driver II, one Senior Personnel Analyst II, one Senior Personnel Analyst I, two Accountant IIs, and one Accounting Clerk I to provide support for the additional staff required for the restoration of Library Services. Related costs consist of employee benefits. SG \$323,460 Related Costs: \$130,617	323,460	6	454,077
Efficiencies to Services			
22 . Position Adjustments Delete funding and regular authority for one Principal Public Relations Representative and add funding and regular authority for one Public Information Director I to more accurately reflect the staff support needed in the Library's Public Relations Division. Delete funding and regular authority for one Messenger Clerk and add funding and regular authority for one Event Attendant to more accurately reflect the staff support needed for events at the Central Library. Related costs consist of employee benefits. SG \$16,848 Related Costs: \$4,320	16,848	-	21,168
New Services			
23 . Library Strategic Plan Add one-time funding in the amount of \$200,000 in the Contractual Services account to fund a strategic plan for the Library. EX \$200,000	200,000	-	200,000
TOTAL GENERAL ADMINISTRATION AND SUPPORT	978,491	6	
2011-12 Program Budget	6,467,653	40	
Changes in Salaries, Expense, Equipment and Special	978,491	6	
2012-13 PROGRAM BUDGET	7,446,144	46	

LIBRARY DEPARTMENT DETAIL OF CONTRACTUAL SERVICES ACCOUNT

2011-12 Contract Amount	Program/Code/Description	PROPOSED 2012-13 Contract Amount
Branch Library Services - DB4401		
\$ 67,050	1. Department in-house alteration and improvement program for branch libraries.....	\$ 67,050
17,290	2. Book detection system maintenance.....	17,290
17,100	3. Telecommunications services	17,100
<u>101,440</u>	Branch Library Services Total	<u>\$ 101,440</u>
Central Library Services - DB4402		
\$ 234,000	4. Central Library grounds maintenance and parking.....	\$ 234,000
90,000	5. Compact shelving	90,000
69,634	6. Security/fire life safety contract maintenance.....	69,634
4,500	7. Maintenance and upgrade of security systems.....	4,500
710	8. Book detection system maintenance.....	710
18,000	9. Telecommunications services.....	18,000
<u>416,844</u>	Central Library Services Total	<u>\$ 416,844</u>
Technology Support - DB4449		
\$ 162,000	10. Shared data base service.....	\$ 162,000
99,000	11. Cataloging data base service.....	99,000
74,000	12. Book binding.....	74,000
9,000	13. Electrical work.....	9,000
400,500	14. CARL system maintenance.....	400,500
634,500	15. Support and maintenance of Library network, servers, telecommunications, public WEB access.....	634,500
64,800	16. CISCO router maintenance.....	64,800
157,500	17. Self check-out system maintenance.....	157,500
6,483	18. Computer network software installation and maintenance.....	6,483
<u>1,607,783</u>	Technology Support Total	<u>\$ 1,607,783</u>
General Administration and Support - DB4450		
\$ 60,000	19. Librarian recruitment advertising, brochures.....	\$ 60,000
67,500	20. Special Events Services.....	67,500
124,200	21. Management and operation of the Olive Street Garage.....	124,200
24,750	22. Membership in Metropolitan Cooperative Library Systems (MCLS).....	24,750
90,900	23. Photocopier rental.....	90,900
58,500	24. Audio visual services.....	58,500
-	25. Strategic Plan.....	200,000
<u>425,850</u>	General Administration and Support Total	<u>\$ 625,850</u>
<u>\$ 2,551,917</u>	TOTAL CONTRACTUAL SERVICES ACCOUNT	<u>\$ 2,751,917</u>

LIBRARY DEPARTMENT TRAVEL AUTHORITY

2011-12 Amount	Auth. No.	Trip Category Trip-Location-Date	2012-13 Amount	Auth. No.
A. Conventions				
\$ - *	-	1. American Library Association Annual Conference	\$ - *	-
-	-	2. Annual Patent & Trademark Seminar	- *	-
- *	-	3. California Library Association Annual Conference	- *	-
-	-	4. Computers In Libraries Annual Conference	- *	-
-	-	5. Metropolitan Library Conference	- *	-
-	-	6. Public Library Association Annual Conference	- *	-
-	-	7. Urban Libraries Council Conference	- *	-
-	-	8. World Library and Information Congress Conference	- *	-
<u>\$ -</u>	<u>-</u>	TOTAL CONVENTION TRAVEL	<u>\$ -</u>	<u>-</u>
B. Business				
\$ - *	-	9. American Library Association Mid-Winter Business Meeting	\$ - *	-
- *	-	10. Miscellaneous Recruitment Travel	- *	-
<u>\$ -</u>	<u>-</u>	TOTAL BUSINESS TRAVEL	<u>\$ -</u>	<u>-</u>
<u><u>\$ -</u></u>	<u><u>-</u></u>	TOTAL TRAVEL EXPENSE ACCOUNT	<u><u>\$ -</u></u>	<u><u>-</u></u>

* Trip authorized but not funded.

LIBRARY

Position Counts			Code	Title	2012-13 Salary Range and Annual Salary	
2011-12	Change	2012-13			2012-13 Salary Range	Annual Salary
<u>GENERAL</u>						
<u>Regular Positions</u>						
-	2	2	1513-2	Accountant II	2534	(52,909- 65,709)*
3	1	4	1223-1	Accounting Clerk I	2260	(47,188- 58,610)
2	-	2	1223-2	Accounting Clerk II	2386	(49,819- 61,888)
2	-	2	9232	Assistant City Librarian	6865	(143,341-178,085)
1	-	1	9182	Chief Management Analyst	5994	(125,154-155,493)
1	-	1	9235	City Librarian		(216,295)****
264	14	278	1358	Clerk Typist	1829	(38,189- 47,460)
1	-	1	9734-1	Commission Executive Assistant I	2547	(53,181- 66,064)*
8	1	9	1121-2	Delivery Driver II	1941	(40,528- 50,341)
1	-	1	1121-3	Delivery Driver III	2097	(43,785- 54,392)
1	-	1	1806	Development and Marketing Director	4936	(103,063-128,057)
3	-	3	6157	Division Librarian	5994	(125,154-155,493)
2	1	3	3172	Event Attendant	1517(3)	(35,308- 39,358)
1	-	1	1117-3	Executive Administrative Assistant III	3167	(66,126- 82,162)
4	-	4	6152-1	Librarian I	2580(3)	(60,050- 66,920)
190	29	219	6152-2	Librarian II	3025	(63,162- 78,467)
1	-	1	6152-2	Librarian II (Half-time)	3025	(63,162- 78,467)
29	1	30	6152-3	Librarian III	3291	(68,716- 85,378)
31	7	38	1172-1	Library Assistant I	2260	(47,188- 58,610)
5	(1)	4	1172-2	Library Assistant II	2659	(55,519- 68,966)
4	-	4	9184-2	Management Analyst II	3228	(67,400- 83,749)*
101	(1)	100	1111	Messenger Clerk	1425	(29,754- 36,978)
21	-	21	1111-A	Messenger Clerk (Part-Time)	1425	(29,754- 36,978)
1	-	1	1170-1	Payroll Supervisor I	2926	(61,094- 75,898)*
2	-	2	1731-2	Personnel Analyst II	3228	(67,400- 83,749)*
1	-	1	1714-3	Personnel Director III	5734	(119,725-148,749)****
1	-	1	1129	Personnel Records Supervisor	2713	(56,647- 70,386)*
1	-	1	1525-2	Principal Accountant II	3863	(80,659-100,182)*
-	1	1	1201	Principal Clerk	2547	(53,181- 66,064)*
14	-	14	6155-1	Principal Librarian I	4170	(87,069-108,179)
3	-	3	6155-2	Principal Librarian II	4978	(103,940-129,142)
1	(1)	-	1786	Principal Public Relations Representative	3132	(65,396- 81,264)*
2	-	2	1431-2	Programmer/Analyst II	3293	(68,757- 85,440)**
-	1	1	1800-1	Public Information Director I	4226	(88,238-109,640)
2	-	2	1785-2	Public Relations Specialist II	2620	(54,705- 67,964)*
5	-	5	1116	Secretary	2455	(51,260- 63,704)
1	-	1	1523-2	Senior Accountant II	3184	(66,481- 82,601)*
1	-	1	1368	Senior Clerk Typist	2260	(47,188- 58,610)

LIBRARY

Position Counts			Code	Title	2012-13 Salary Range and Annual Salary	
2011-12	Change	2012-13				
<u>GENERAL</u>						
<u>Regular Positions</u>						
1	-	1	3168	Senior Event Attendant	1956	(40,841- 50,738)
91	-	91	6153	Senior Librarian	3572	(74,583- 92,644)
1	-	1	9171-2	Senior Management Analyst II	4723	(98,616-122,523)*
-	1	1	9167-1	Senior Personnel Analyst I	3855	(80,492-100,015)****
-	1	1	9167-2	Senior Personnel Analyst II	4772	(99,639-123,797)****
2	-	2	1597-1	Senior Systems Analyst I	3817	(79,698- 99,012)*
2	-	2	1597-2	Senior Systems Analyst II	4724	(98,637-122,544)*
1	-	1	1835-2	Storekeeper II	2260	(47,188- 58,610)
8	(5)	3	1599	Systems Aide	2294	(47,898- 59,528)*
1	-	1	1596-1	Systems Analyst I	2732(2)	(60,217- 70,866)*
9	2	11	1596-2	Systems Analyst II	3228	(67,400- 83,749)*
-	1	1	1455-1	Systems Programmer I	4008	(83,687-103,961)*
1	-	1	1832-1	Warehouse and Toolroom Worker I	1929	(40,277- 50,070)
828	55	883				

Commissioner Positions

5	-	5	0101-1	Commissioner		\$25.00/mtg****
5	-	5				

AS NEEDED

To be Employed As Needed in Such Numbers as Required

1513-2	Accountant II	2534	(52,909- 65,709)*
1223-1	Accounting Clerk I	2260	(47,188- 58,610)
9182	Chief Management Analyst	5994	(125,154-155,493)
1358	Clerk Typist	1829	(38,189- 47,460)
1427-1	Computer Operator I	2098	(43,806- 54,434)*
1121-1	Delivery Driver I	1777	(37,103- 46,103)
1121-2	Delivery Driver II	1941	(40,528- 50,341)
3172	Event Attendant	1517(3)	(35,308- 39,358)
6152-1	Librarian I	2580(3)	(60,050- 66,920)
6152-2	Librarian II	3025	(63,162- 78,467)
6152-3	Librarian III	3291	(68,716- 85,378)
1172-1	Library Assistant I	2260	(47,188- 58,610)
1172-2	Library Assistant II	2659	(55,519- 68,966)
1140	Library Clerical Assistant	1760	(36,748- 45,643)
9184-2	Management Analyst II	3228	(67,400- 83,749)*
1539	Management Assistant	2294	(47,898- 59,528)*
1111	Messenger Clerk	1425	(29,754- 36,978)
3111-2	Occupational Trainee II	1256(4)	(30,860- 32,572)****

LIBRARY

Position Counts			Code	Title	2012-13 Salary Range and Annual Salary	
2011-12	Change	2012-13				
<u>AS NEEDED</u>						
<u>To be Employed As Needed in Such Numbers as Required</u>						
			6155-1	Principal Librarian I	4170	(87,069-108,179)
			3200	Principal Security Officer	2467	(51,510- 63,997)
			1859-2	Procurement Analyst II	3228	(67,400- 83,749)*
			1785-2	Public Relations Specialist II	2620	(54,705- 67,964)*
			3199	Security Aide	1632	(34,076- 42,323)
			3181	Security Officer	2013	(42,031- 52,200)
			1523-1	Senior Accountant I	2942	(61,428- 76,316)*
			1368	Senior Clerk Typist	2260	(47,188- 58,610)
			3168	Senior Event Attendant	1956	(40,841- 50,738)
			6153	Senior Librarian	3572	(74,583- 92,644)
			9171-1	Senior Management Analyst I	3813	(79,615- 98,908)*
			9167-2	Senior Personnel Analyst II	4772	(99,639-123,797)****
			3184	Senior Security Officer	2214	(46,228- 57,420)
			1597-2	Senior Systems Analyst II	4724	(98,637-122,544)*
			1835-1	Storekeeper I	2206	(46,061- 57,232)
			0840-1	Student Librarian I	1356(5)	(35,182)****
			0840-2	Student Librarian II	1474(5)	(38,252)****
			0840-3	Student Librarian III	1604	(33,491- 41,592)****
			1502	Student Professional Worker	1256(5)	(32,572)****
			1599	Systems Aide	2294	(47,898- 59,528)*
			3583	Truck Operator	2163(3)	(50,341- 56,104)
			1832-1	Warehouse and Toolroom Worker I	1929	(40,277- 50,070)

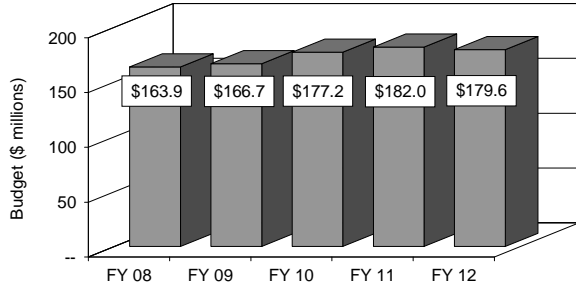
	Regular Positions	Commissioner Positions
Total	883	5

RECREATION AND PARKS

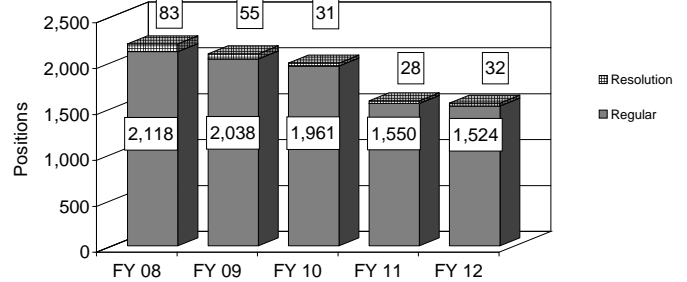
2012-13 Proposed Budget

FIVE YEAR HISTORY OF BUDGET AND POSITION AUTHORITIES

FIVE YEAR BUDGET HISTORY



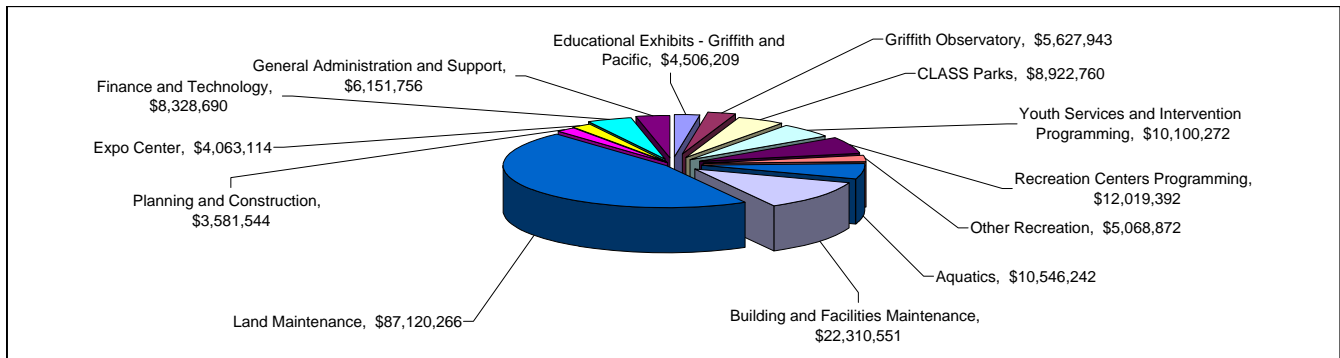
FIVE YEAR POSITION AUTHORITY HISTORY



SUMMARY OF FY 2012-13 PROPOSED BUDGET CHANGES

	Total Budget			General Fund			Special Fund		
		Regular	Resolution		Regular	Resolution		Regular	Resolution
FY 11-12 Adopted	\$ 179,586,089	1,524	32	\$ - 0%	0	0	\$ 179,586,089 100%	1,524	32
FY 12-13 Proposed	\$ 188,347,611	1,428	0	\$ - 0%	0	0	\$ 188,347,611 100%	1,428	0
Change from Prior Year	\$ 8,761,522	(96)	(32)	\$ -	0	0	\$ 8,761,522	(96)	(32)

2012-13 FUNDING DISTRIBUTION BY PROGRAM



MAIN BUDGET ITEMS

	Funding	Positions
◆ New and Expanded Facilities	\$ 2,436,606	-
◆ As-Needed Salary Adjustment	\$ 985,000	-
◆ Water and Electricity	\$ (1,000,000)	-
◆ HACLA Sites	\$ 1,100,000	-
◆ Deletion of General Fund Vacancies	\$ (5,326,620)	(92)
◆ General Fund Cost Reimbursement	\$ 4,372,739	-
◆ CLASS Parks Program	\$ (230,602)	-
◆ Year Round Pool Conversion	\$ (425,881)	(4)
◆ Children's Play Equipment	\$ (500,000)	-
◆ Police Administration Building Services	\$ 124,662	-
◆ City Hall Park Landscape Maintenance	\$ 60,000	-

Recapitulation of Changes

	Adopted Budget 2011-12	Total Budget Changes	Budget Appropriation 2012-13
EXPENDITURES AND APPROPRIATIONS			
Salaries			
Salaries General	81,906,386	6,554,752	88,461,138
Salaries As-Needed	28,043,838	2,358,193	30,402,031
Overtime General	1,409,595	-	1,409,595
Hiring Hall Salaries	941,246	-	941,246
Benefits Hiring Hall	331,236	-	331,236
Total Salaries	112,632,301	8,912,945	121,545,246
Expense			
Printing and Binding	476,983	2,000	478,983
Contractual Services	6,573,217	566,872	7,140,089
Field Equipment Expense	120,285	-	120,285
Maintenance Materials,Supplies & Services	8,438,008	34,120	8,472,128
Transportation	104,703	-	104,703
Water and Electricity	16,000,000	(1,000,000)	15,000,000
Uniforms	203,557	500	204,057
Animal Food/Feed and Grain	26,055	-	26,055
Camp Food	305,130	5,000	310,130
Office and Administrative	1,248,277	195,482	1,443,759
Operating Supplies	4,482,945	(72,249)	4,410,696
Leasing	103,004	-	103,004
Total Expense	38,082,164	(268,275)	37,813,889
Special			
Early Retirement Incentive Program Payout	4,300,000	(4,300,000)	-
Children's Play Equipment	1,000,000	(490,000)	510,000
Various Special - Rec&Parks	-	28,478,476	28,478,476
Various Special - Library	23,571,624	(23,571,624)	-
Total Special	28,871,624	116,852	28,988,476
Total Recreation and Parks	179,586,089	8,761,522	188,347,611

Recapitulation of Changes

	Adopted Budget 2011-12	Total Budget Changes	Budget Appropriation 2012-13
SOURCES OF FUNDS			
Recreation & Parks Other Revenue	179,586,089	8,761,522	188,347,611
Total Funds	<u>179,586,089</u>	<u>8,761,522</u>	<u>188,347,611</u>
Percentage Change			4.88%
Positions	1,524	(96)	1,428

Changes Applicable to Various Programs

The following changes involve two or more budgetary programs. These changes are explained below and apportioned as single entries in the affected programs. Single-program changes are shown only in the programs involved.

Program Changes	Direct Cost	Posi- tions	Total Cost
Changes in Salaries, Expense, Equipment and Special			
Obligatory Changes			
1 . 2011-12 Employee Compensation Adjustment Related costs consist of employee benefits. SG \$73,716 Related Costs: \$18,900	73,716	-	92,616
2 . 2012-13 Employee Compensation Adjustment Related costs consist of employee benefits. SG \$3,095,800 Related Costs: \$793,763	3,095,800	-	3,889,563
3 . Salary Step Plan and Turnover Effect Related costs consist of employee benefits. SG \$(2,253,692) Related Costs: \$(577,845)	(2,253,692)	-	(2,831,537)
4 . Change in Number of Working Days Reduce funding to reflect one less working day. Related costs consist of employee benefits. SG \$(360,363) Related Costs: \$(92,396)	(360,363)	-	(452,759)
5 . Negotiated Unpaid Holidays Reduce funding in the Salaries General account to reflect unpaid holidays for civilian employees represented by certain bargaining units. SG \$(22,060)	(22,060)	-	(22,060)
6 . Full Funding for Partially Financed Positions This includes the restoration of work day reductions adopted as part of the Fiscal Year 2011-12 Budget. SG \$11,732,771	11,732,771	-	11,732,771
7 . Early Retirement Incentive Program Payout This item removes funding for the final Early Retirement Incentive Program (ERIP) payout, which was completed in 2011-12. SP \$(4,300,000)	(4,300,000)	-	(4,300,000)
8 . MOU Negotiated Payouts Add one-time funding in the Salaries General account for cash payouts negotiated for employees represented by the International Union of Operating Engineers (MOU 09) and Service Employees International Union (MOU 29) SG \$22,180	22,180	-	22,180

Program Changes		Direct Cost	Posi- tions	Total Cost
Changes in Salaries, Expense, Equipment and Special				
Deletion of One-Time Services				
9 .	Deletion of Funding for Resolution Authorities Delete funding for ten resolution authority positions. In addition, there were 22 unfunded resolution authorities authorized in 2011-12. Resolution authorities are reviewed annually and continued only if sufficient funding is available to maintain the current service level. Related costs consist of employee benefits. 32 vacant positions are not continued: MacArthur Park Recreation and Maintenance (Four positions) 2010-11 Facility and Landscape Services (Five positions) New and Expanded Facilities (Ten positions) Park Ranger Supplemental Deployment (Eight positions) Quimby Program (One position) Planning and Construction (Two positions) Grants Accounting and Administration (Two positions) SG \$(500,203) Related Costs: \$(155,539)	(500,203)	-	(655,742)
10 .	Deletion of One-Time Expense Funding Delete one-time funding for 2011-12 expense items. EX \$(222,531)	(222,531)	-	(222,531)
Increased Services				
11 .	New and Expanded Facilities Add funding for recreation programming and maintenance of various new, renovated and expanded Department facilities and outdoor improvements. SAN \$1,553,652; SP \$10,000; EX \$872,954	2,436,606	-	2,436,606
Efficiencies to Services				
12 .	Deletion of General Fund Vacancies Delete funding and regular authority for 92 positions due to the City's financial constraints. The service level impacts will be minimal as the positions are vacant and the workload has been absorbed by existing employees. Related costs consists of employee benefits. SG \$(5,326,620) Related Costs: \$(2,340,432)	(5,326,620)	(92)	(7,667,052)
Other Changes or Adjustments				
13 .	As-Needed Salary Adjustment Increase funding in the Salaries As-Needed account for cost of living adjustments. This will allow the Department to maintain the service levels at various parks and recreation facilities. SAN \$985,000	985,000	-	985,000
14 .	Related Costs Adjustment Reduce funding for refuse collection services by \$300,000 to align funding more closely to expenditures and increase funding for retirement costs by the same amount to further offset costs. This action results in no net change to the funding for related costs.	-	-	-

Program Changes		Direct Cost	Posi- tions	Total Cost
Changes in Salaries, Expense, Equipment and Special				
Other Changes or Adjustments				
15 .	Department Revenue Adjustment Recognize \$5 million in Departmental revenues from anticipated reimbursements, and \$553,248 from the Library Department for services provided in 2011-12 (\$315,250) and the first six months of 2012-13 (\$237,998). The Library Department anticipates executing a landscape contract in January 2013 and Department staff will be reassigned to park sites. The additional Departmental revenues will offset a portion of the increase in obligatory changes.	-	-	-
16 .	Charter Mandated Appropriation Increase the Department's General Fund appropriation by \$2,083,612 to meet the funding requirement set by the Charter. The additional appropriation will be used to offset a portion of the increase in obligatory changes.	-	-	-
17 .	Water and Electricity Reduce funding in the Water and Electricity account due to a projected \$1 million savings in water usage with the implementation of water conservation measures. The savings will offset a portion of the increase in obligatory changes. The Department will be responsible for water and electricity costs estimated at \$15 million. <i>EX \$(1,000,000)</i>	(1,000,000)	-	(1,000,000)
18 .	Account Adjustments Transfer funding allocated for General Fund Cost Reimbursement and Trash Services in Account 9510 to Account 9100 which was established in the Financial Management System for the Department.	-	-	-
19 .	HACLA Sites Increase funding by \$1.1 million to provide a total of \$2.1 million for the Clean and Safe Spaces (CLASS) Parks Program, and recreational programming and maintenance services at seven Housing Authority of the City of Los Angeles (HACLA) sites. The additional funding will ensure that the Department continues to serve the following HACLA sites: Nickerson Gardens, Imperial Courts, Jordan Downs, Mar Vista Gardens, Ramona Gardens, Pueblo del Rio, and Aliso-Pico. Services are funded with \$1.6 million from HACLA and \$500,000 from the General Fund. Related costs consist of employee benefits. <i>SG \$287,935; SAN \$136,185; SP \$493,721; EX \$182,159</i> Related Costs: \$73,826	1,100,000	-	1,173,826
20 .	General Fund Cost Reimbursement Increase funding for retirement costs and employee health benefits. The funds will be applied towards the Los Angeles City Employment Retirement System, Medicare and the Civilian Flex Program costs for Department employees. <i>SP \$4,372,739</i>	4,372,739	-	4,372,739
TOTAL CHANGES APPLICABLE TO VARIOUS PROGRAMS		<u>9,833,343</u>	<u>(92)</u>	

Educational Exhibits - Griffith and Pacific

This program provides education-based services through museum exhibits and instruments, educational recreation and research to promote knowledge, appreciation, and conservation of marine life.

Program Changes	Direct Cost	Posi- tions	Total Cost
Changes in Salaries, Expense, Equipment and Special			
21 . Apportionment of Changes Applicable to Various Programs	456,972	(2)	409,878
Related costs consist of employee benefits			
Related Costs: \$(47,094)			
TOTAL EDUCATIONAL EXHIBITS - GRIFFITH AND PACIFIC	456,972	(2)	
2011-12 Program Budget	4,049,237	45	
Changes in Salaries, Expense, Equipment and Special	456,972	(2)	
2012-13 PROGRAM BUDGET	4,506,209	43	

Griffith Observatory

This program provides educational, observational and inspirational experiences through unique and interactive exhibits and instruments, innovative public programs, direct visitor interaction, cutting-edge school programs, state-of-the-art experiences and breathtaking vistas and architecture.

Program Changes	Direct Cost	Posi- tions	Total Cost
Changes in Salaries, Expense, Equipment and Special			
22 . Apportionment of Changes Applicable to Various Programs	176,898	(5)	52,403
Related costs consist of employee benefits			
Related Costs: \$(124,495)			
TOTAL GRIFFITH OBSERVATORY	<u>176,898</u>	<u>(5)</u>	

2011-12 Program Budget	5,451,045	31
Changes in Salaries, Expense, Equipment and Special	<u>176,898</u>	<u>(5)</u>
2012-13 PROGRAM BUDGET	<u>5,627,943</u>	<u>26</u>

CLASS Parks

This program provides services that build strong, resilient youth who have a healthy vision of their future and provides youth with a safe place to participate and develop skills that build confidence to face economic and other life challenges.

Program Changes	Direct Cost	Posi- tions	Total Cost
Changes in Salaries, Expense, Equipment and Special			
23 . Apportionment of Changes Applicable to Various Programs Related costs consist of employee benefits Related Costs: \$4,206	1,103,376	-	1,107,582
Reduced Services			
24 . CLASS Parks Program Delete funding in the Salaries As-Needed and various expense accounts for the CLASS Parks Program at the following five recreation centers that do not offer Summer Night Lights programming: Central, Denker, Lincoln Heights, Oakwood, and Wabash. The CLASS Parks Program, currently offered at 37 designated recreation center, is an enhancement to the recreational services and is not part of the Department's core programs. The Recreation Coordinators at the five sites will be reassigned to other programs. <i>SAN \$(124,745); EX \$(105,857)</i>	(230,602)	-	(230,602)
TOTAL CLASS PARKS	<u>872,774</u>	<u>-</u>	

2011-12 Program Budget	8,049,986	45
Changes in Salaries, Expense, Equipment and Special	<u>872,774</u>	<u>-</u>
2012-13 PROGRAM BUDGET	<u>8,922,760</u>	<u>45</u>

Youth Services and Intervention Programming

This program provides youth services and intervention programming, recreation-based programs and activities.

Program Changes	Direct Cost	Posi- tions	Total Cost
Changes in Salaries, Expense, Equipment and Special			
25 . Apportionment of Changes Applicable to Various Programs	1,547,164	(1)	1,612,081
Related costs consist of employee benefits			
Related Costs: \$64,917			
TOTAL YOUTH SERVICES AND INTERVENTION PROGRAMMING	<u>1,547,164</u>	<u>(1)</u>	
2011-12 Program Budget	8,553,108	115	
Changes in Salaries, Expense, Equipment and Special	<u>1,547,164</u>	<u>(1)</u>	
2012-13 PROGRAM BUDGET	<u>10,100,272</u>	<u>114</u>	

Recreation Centers Programming

This program provides sports, educational and recreational programs and activities on a Citywide basis.

Program Changes	Direct Cost	Posi- tions	Total Cost
Changes in Salaries, Expense, Equipment and Special			
26 . Apportionment of Changes Applicable to Various Programs	2,154,516	(3)	2,086,753
Related costs consist of employee benefits			
Related Costs: \$(67,763)			
TOTAL RECREATION CENTERS PROGRAMMING	<u>2,154,516</u>	<u>(3)</u>	
2011-12 Program Budget	9,864,876	122	
Changes in Salaries, Expense, Equipment and Special	<u>2,154,516</u>	<u>(3)</u>	
2012-13 PROGRAM BUDGET	<u>12,019,392</u>	<u>119</u>	

Other Recreation

This program provides child care, senior citizen, camp, tennis, and therapeutic services.

Program Changes	Direct Cost	Posi- tions	Total Cost
Changes in Salaries, Expense, Equipment and Special			
27 . Apportionment of Changes Applicable to Various Programs	479,263	(1)	449,072
Related costs consist of employee benefits			
Related Costs: \$(30,191)			
TOTAL OTHER RECREATION	<u>479,263</u>	<u>(1)</u>	
2011-12 Program Budget	4,589,609	42	
Changes in Salaries, Expense, Equipment and Special	<u>479,263</u>	<u>(1)</u>	
2012-13 PROGRAM BUDGET	<u>5,068,872</u>	<u>41</u>	

Aquatics

This program provides aquatic-based recreational programs and activities.

Program Changes	Direct Cost	Posi- tions	Total Cost
Changes in Salaries, Expense, Equipment and Special			
28 . Apportionment of Changes Applicable to Various Programs Related costs consist of employee benefits Related Costs: \$3,551	747,017	-	750,568
Reduced Services			
29 . Year Round Pool Conversion Delete funding and regular authority for four Aquatic Facility Managers at the following sites: Glassell Park Pool, Hubert Humphrey Pool and Peck Park Pool. The three pools are underutilized during the non-summer months and will be converted into seasonal facilities. Related costs consist of employee benefits. SG \$(245,881); SAN \$(180,000) Related Costs: \$(105,432)	(425,881)	(4)	(531,313)
TOTAL AQUATICS	<u>321,136</u>	<u>(4)</u>	
2011-12 Program Budget	10,225,106	38	
Changes in Salaries, Expense, Equipment and Special	<u>321,136</u>	<u>(4)</u>	
2012-13 PROGRAM BUDGET	<u>10,546,242</u>	<u>34</u>	

Building and Facilities Maintenance

This program provides for the mandatory and remedial maintenance of park buildings and facilities.

Program Changes	Direct Cost	Posi- tions	Total Cost
-----------------	----------------	----------------	---------------

30 . Apportionment of Changes Applicable to Various Programs Related costs consist of employee benefits Related Costs: \$(330,987)	1,829,261	(13)	1,498,274
---	-----------	------	-----------

Other Changes or Adjustments

31 . Children's Play Equipment Reduce funding for children's play equipment by \$500,000 as a one-time budget reduction. The Department has been allocated \$1 million annually since 2005-06 for the repair and maintenance of children's play equipment at recreation centers citywide. This one-time reduction will offset a portion of the increase in obligatory changes. <i>SP \$(500,000)</i>	(500,000)	-	(500,000)
---	-----------	---	-----------

TOTAL BUILDING AND FACILITIES MAINTENANCE	<u>1,329,261</u>	<u>(13)</u>
--	------------------	-------------

2011-12 Program Budget	20,981,290	213
Changes in Salaries, Expense, Equipment and Special	<u>1,329,261</u>	<u>(13)</u>
2012-13 PROGRAM BUDGET	<u>22,310,551</u>	<u>200</u>

Land Maintenance

This program provides for the mandatory and remedial maintenance of park land providing patrons with a clean and safe environment.

Program Changes	Direct Cost	Posi- tions	Total Cost
Changes in Salaries, Expense, Equipment and Special			
32 . Apportionment of Changes Applicable to Various Programs Related costs consist of employee benefits Related Costs: \$(1,254,563)	84,427	(49)	(1,170,136)
Deletion of One-Time Services			
33 . Deletion of One-Time Restoration Funding Delete one-time funding for the restoration of the Oakridge Estate Historic Cultural Monument from the Arts and Cultural Facilities and Services Trust Fund. <i>SAN \$(100,000)</i>	(100,000)	-	(100,000)
Continuation of Services			
34 . City Facilities Landscape Maintenance Services Continue funding in the amount of \$2 million for landscape maintenance of City facilities.	-	-	-
35 . El Pueblo Landscape Maintenance Services Continue funding in the amount of \$100,000 for landscape maintenance at El Pueblo.	-	-	-
New Services			
36 . Police Administration Building Services Add funding for landscape maintenance of the Police Administration Building. Related costs consist of employee benefits. <i>SG \$51,169; SAN \$28,101; SP \$40,392; EX \$5,000</i> Related Costs: \$13,119	124,662	-	137,781

Program Changes	Direct Cost	Posi- tions	Total Cost
Changes in Salaries, Expense, Equipment and Special			
Other Changes or Adjustments			
37 . City Hall Park Landscape Maintenance	60,000	-	60,000
Increase funding for the landscape maintenance of the restored City Hall Park with drought tolerant plants. <i>SAN \$60,000</i>			
TOTAL LAND MAINTENANCE	<u>169,089</u>	<u>(49)</u>	
2011-12 Program Budget	86,951,177	689	
Changes in Salaries, Expense, Equipment and Special	<u>169,089</u>	<u>(49)</u>	
2012-13 PROGRAM BUDGET	<u>87,120,266</u>	<u>640</u>	

Planning and Construction

This program provides technical services including property management, capital improvement administration, engineering, architectural and environmental compliance and coordination of emergency construction and maintenance projects.

Program Changes	Direct Cost	Posi- tions	Total Cost
Changes in Salaries, Expense, Equipment and Special			
38 . Apportionment of Changes Applicable to Various Programs	419,375	-	421,898
Related costs consist of employee benefits			
Related Costs: \$2,523			
TOTAL PLANNING AND CONSTRUCTION	419,375	-	

2011-12 Program Budget	3,162,169	27
Changes in Salaries, Expense, Equipment and Special	419,375	-
2012-13 PROGRAM BUDGET	3,581,544	27

Expo Center

This program provides youth services and intervention programming, recreation-based and aquatic programs and activities, child care services, and maintenance of park buildings and facilities.

Program Changes	Direct Cost	Posi- tions	Total Cost
Changes in Salaries, Expense, Equipment and Special			
39 . Apportionment of Changes Applicable to Various Programs	371,916	-	374,813
Related costs consist of employee benefits			
Related Costs: \$2,897			
TOTAL EXPO CENTER	371,916	-	
2011-12 Program Budget	3,691,198	31	
Changes in Salaries, Expense, Equipment and Special	371,916	-	
2012-13 PROGRAM BUDGET	4,063,114	31	

Finance and Technology

This program provides fiscal and administrative functions through accounting, auditing, budget, contract compliance, concessions management, procurement, and information technology.

Program Changes	Direct Cost	Posi- tions	Total Cost
Changes in Salaries, Expense, Equipment and Special			
40 . Apportionment of Changes Applicable to Various Programs Related costs consist of employee benefits Related Costs: \$(184,435)	462,117	(7)	277,682

TOTAL FINANCE AND TECHNOLOGY	<u>462,117</u>	<u>(7)</u>
-------------------------------------	----------------	------------

2011-12 Program Budget	7,866,573	69
Changes in Salaries, Expense, Equipment and Special	<u>462,117</u>	<u>(7)</u>
2012-13 PROGRAM BUDGET	<u>8,328,690</u>	<u>62</u>

General Administration and Support

This program manages the activities of the Department including policy formulation and administrative decision making, and includes the support functions of grant management, human resources and public information.

Program Changes	Direct Cost	Posi- tions	Total Cost
Changes in Salaries, Expense, Equipment and Special			
41 . Apportionment of Changes Applicable to Various Programs	1,041	(11)	(317,248)
Related costs consist of employee benefits			
Related Costs: \$(318,289)			
TOTAL GENERAL ADMINISTRATION AND SUPPORT	<u>1,041</u>	<u>(11)</u>	
2011-12 Program Budget	6,150,715	57	
Changes in Salaries, Expense, Equipment and Special	<u>1,041</u>	<u>(11)</u>	
2012-13 PROGRAM BUDGET	<u>6,151,756</u>	<u>46</u>	

**DEPARTMENT OF RECREATION AND PARKS
DETAIL OF CONTRACTUAL SERVICES ACCOUNT**

2011-12 Contract Amount	Program/Code/Description	2012-13 Contract Amount
Educational Exhibits - Griffith and Pacific - DC8801		
\$ 3,000	1. Banning Museum alarm system.....	\$ 4,500
5,600	2. Cabrillo Marine Aquarium computer repair contract.....	5,600
14,500	3. Cabrillo Marine Aquarium design and exhibit services	14,500
2,000	4. Cabrillo Marine Aquarium ice machine rental.....	2,000
14,800	5. Cabrillo Marine Aquarium illustrator services.....	14,800
7,200	6. Cabrillo Marine Aquarium photocopier rental.....	7,200
7,000	7. Cabrillo Marine Aquarium veterinary services contract.....	7,000
9,000	8. Maritime Museum alarm system.....	9,000
5,000	9. Point Fermin Lighthouse conservation specialist services.....	5,000
5,500	10. Travel Town advertising.....	5,500
40,000	11. Children's Museum Mechanical Services.....	40,000
<u>\$ 113,600</u>	Educational Exhibits - Griffith and Pacific Total	<u>\$ 115,100</u>
Griffith Observatory - DC8802		
\$ 335,500	12. Audio services, building security, graphic arts, rental modular building	\$ 335,500
2,000	13. Maintenance of projection and computer system	2,000
24,224	14. Observatory maintenance	24,224
<u>\$ 361,724</u>	Griffith Observatory Total	<u>\$ 361,724</u>
CLASS Parks - DC8803		
\$ 120,000	15. Bus rentals for youth activities.....	\$ 120,000
-	16. Housing Authority of the City of Los Angeles services	67,100
146,523	17. Tree trimming, entertainment, training services.....	146,523
230,000	18. Youth specialist services.....	230,000
<u>\$ 496,523</u>	CLASS Parks Total	<u>\$ 563,623</u>
Youth Services and Intervention Programming - DC8804		
\$ 25,000	19. Pershing Square maintenance and programming services.....	\$ 25,000
<u>\$ 25,000</u>	Youth Services and Intervention Programming Total	<u>\$ 25,000</u>
Recreation Centers Programming - DC8805		
-	20. Housing Authority of the City of Los Angeles services	1,800
\$ 17,600	21. ITA data and phone hookup, A/C Maintenance and Fire Safety Inspection.....	\$ 281,100
<u>\$ 17,600</u>	Recreation Centers Programming Total	<u>\$ 282,900</u>

**DEPARTMENT OF RECREATION AND PARKS
DETAIL OF CONTRACTUAL SERVICES ACCOUNT**

2011-12 Contract Amount	Program/Code/Description	2012-13 Contract Amount
Other Recreation - DC8806		
\$ 14,000	22. Camp Hollywoodland maintenance services.....	\$ 14,000
1,000	23. Camp Seely housing allowance.....	1,000
2,400	24. Chimney and kitchen inspection services.....	2,400
3,000	25. Out-of-town camp septic tank pumping and chemical toilets services.....	3,000
11,000	26. Out-of-town camp waste management services	11,000
<u>\$ 31,400</u>	Other Recreation Total	<u>\$ 31,400</u>
Building and Facilities Maintenance - DC8809		
\$ 272,349	27. Chemical toilets.....	\$ 272,349
315,000	28. Department equipment analysis.....	315,000
158,895	29. DWP Lighting Program.....	158,895
47,000	30. Emergency lighting regulation compliance.....	47,000
185,198	31. Facility and landscape services.....	207,598
23,100	32. Pest control.....	25,100
131,000	33. Recreation center floor services	131,000
-	34. Roofing services.....	1,000
375,605	35. Waste management services.....	375,605
<u>\$ 1,508,147</u>	Building and Facilities Maintenance Total	<u>\$ 1,533,547</u>
Land Maintenance - DC8810		
\$ 1,555,200	36. Brush clearance services.....	\$ 1,570,200
-	37. Equipment repair.....	5,000
-	38. Fencing.....	20,500
426,000	39. Harbor Regional Park vegetation management services.....	426,000
-	40. Horse shoeing and veterenarian services	5,000
227,950	41. Safety and maintenance.....	263,950
-	42. Synthetic field maintenance.....	90,000
197,194	43. Tree trimming services.....	223,194
150,000	44. Water analysis services.....	150,000
<u>\$ 2,556,344</u>	Land Maintenance Total	<u>\$ 2,753,844</u>
Planning and Construction - DC8811		
\$ 24,500	45. Environmental regulatory fees.....	\$ 24,500
95,300	46. Hazardous materials disposal.....	95,300
310,267	47. Utility costs and maintenance for Joint Use Agreements with LAUSD.....	310,267
<u>\$ 430,067</u>	Planning and Construction Total	<u>\$ 430,067</u>
Expo Center - DC8812		
\$ 572,955	48. Expo Center facility and professional services.....	\$ 572,955
<u>\$ 572,955</u>	Expo Center Total	<u>\$ 572,955</u>

**DEPARTMENT OF RECREATION AND PARKS
DETAIL OF CONTRACTUAL SERVICES ACCOUNT**

2011-12 Contract Amount	Program/Code/Description	2012-13 Contract Amount
Finance and Technology - DC8849		
\$ 102,223	49. Audit consulting.....	\$ 102,223
<u>8,000</u>	50. Computer training and technical services.....	<u>8,000</u>
<u>\$ 110,223</u>	Finance and Technology Total	<u>\$ 110,223</u>
General Administration and Support - DC8850		
\$ 349,234	51. Equipment and office machine rentals.....	\$ 359,306
<u>400</u>	52. Human Resources Safety Training.....	<u>400</u>
<u>\$ 349,634</u>	General Administration and Support Total	<u>\$ 359,706</u>
<u>\$ 6,573,217</u>	TOTAL - CONTRACTUAL SERVICES ACCOUNT	<u>\$ 7,140,089</u>

**DEPARTMENT OF RECREATION AND PARKS
TRAVEL AUTHORITY**

2011-12 Amount	Auth. No.	Trip Category Trip-Location-Date	2012-13 Amount	Auth. No.
		A. Conventions		
\$ -	-	1. None	\$ -	-
<u>\$ -</u>	<u>-</u>	TOTAL CONVENTION TRAVEL	<u>\$ -</u>	<u>-</u>
		B. Business		
\$ -	-	2. None	\$ -	-
<u>\$ -</u>	<u>-</u>	TOTAL BUSINESS TRAVEL	<u>\$ -</u>	<u>-</u>
<u><u>\$ -</u></u>	<u><u>-</u></u>	TOTAL TRAVEL EXPENSE ACCOUNT	<u><u>\$ -</u></u>	<u><u>-</u></u>

RECREATION AND PARKS

Position Counts			Code	Title	2012-13 Salary Range and Annual Salary	
2011-12	Change	2012-13			2012-13 Salary Range	Annual Salary
<u>GENERAL</u>						
<u>Regular Positions</u>						
4	-	4	1513-2	Accountant II	2534	(52,909- 65,709)*
14	(3)	11	1223-1	Accounting Clerk I	2260	(47,188- 58,610)
3	-	3	1223-2	Accounting Clerk II	2386	(49,819- 61,888)
6	-	6	3774	Air Conditioning Mechanic		(81,661)
2	(1)	1	1429	Applications Programmer	2713	(56,647- 70,386)*
4	-	4	2400-1	Aquarist I	2486	(51,907- 64,498)****
1	-	1	2400-2	Aquarist II	2763	(57,691- 71,681)****
3	-	3	2493-1	Aquarium Educator I	2306	(48,149- 59,821)**
2	-	2	2493-2	Aquarium Educator II	2472	(51,615- 64,143)**
2	-	2	2419	Aquatic Director	2883(3)	(67,108- 74,792)*
19	(1)	18	2423-1	Aquatic Facility Manager I	2183	(45,581- 56,647)*
16	(3)	13	2423-2	Aquatic Facility Manager II	2431	(50,759- 63,078)*
1	-	1	2423-3	Aquatic Facility Manager III	2709(4)	(66,544- 70,261)*
1	-	1	7925	Architect	4249	(88,719-110,225)**
1	-	1	7926-2	Architectural Associate II	3511	(73,309- 91,078)**
1	-	1	1191-1	Archivist I	2695	(56,271- 69,906)*
3	-	3	9241	Assistant General Manager Recreation & Parks	6865	(143,341-178,085)
1	-	1	6215	Astronomical Lecturer	2786	(58,171- 72,265)
1	-	1	0847	Astronomical Observer	2936	(61,303- 76,170)
2	(1)	1	1517-1	Auditor I	2719	(56,772- 70,532)*
1	-	1	2397	Banning Residence Museum Director	3024	(63,141- 78,446)*
2	-	2	5923	Building Operating Engineer		(81,223)
18	(3)	15	3333-1	Building Repairer I	2163	(45,163- 56,104)
1	-	1	3333-2	Building Repairer II	2337	(48,796- 60,614)
1	-	1	3140	Camp Manager	2269	(47,376- 58,881)
14	-	14	3344	Carpenter		(74,604)
1	-	1	3346	Carpenter Supervisor		(87,215)
4	-	4	3353	Cement Finisher		(68,507)
1	-	1	3354	Cement Finisher Supervisor		(83,645)
5	-	5	3351	Cement Finisher Worker	2270	(47,397- 58,902)
1	-	1	9230	Chief Financial Officer	6975	(145,638-180,966)
2	(1)	1	9182	Chief Management Analyst	5994	(125,154-155,493)
9	-	9	2490-2	Child Care Associate II	1847(2)	(40,716- 47,919)
2	-	2	2491-2	Child Care Center Director II	2705	(56,480- 70,156)
1	(1)	-	2492	Child Care Program Manager	3563	(74,395- 92,435)
1	-	1	7944	City Planner	4015	(83,833-104,149)*
1	-	1	7941	City Planning Associate	3407	(71,138- 88,405)*
1	-	1	7237	Civil Engineer	4249	(88,719-110,225)**

RECREATION AND PARKS

Position Counts			Code	Title	2012-13 Salary Range and Annual Salary	
2011-12	Change	2012-13				
<u>GENERAL</u>						
<u>Regular Positions</u>						
26	(3)	23	1358	Clerk Typist	1829	(38,189- 47,460)
1	-	1	9734-1	Commission Executive Assistant I	2547	(53,181- 66,064)*
1	-	1	9734-2	Commission Executive Assistant II	3228	(67,400- 83,749)*
2	-	2	3686	Communications Electrician		(78,341)
4	-	4	3127-2	Construction and Maintenance Supervisor II		(111,687)
1	-	1	3364-2	Cook II	1823	(38,064- 47,293)
1	-	1	6230	Curator of Griffith Observatory	3855	(80,492-100,015)****
4	(2)	2	3156	Custodian	1517	(31,674- 39,358)
1	-	1	1593-2	Departmental Chief Accountant II	4724	(98,637-122,544)
1	-	1	9375	Director of Systems	5994	(125,154-155,493)
2	-	2	3799	Electrical Craft Helper	2119	(44,244- 54,977)
1	-	1	7525-4	Electrical Engineering Associate IV	4249	(88,719-110,225)**
17	-	17	3863	Electrician		(78,341)
1	-	1	3865	Electrician Supervisor		(91,579)
2	-	2	7310-2	Environmental Specialist II	3511	(73,309- 91,078)**
2	-	2	7304-1	Environmental Supervisor I	3910	(81,640-101,435)**
18	-	18	3525	Equipment Operator		(81,724)
1	-	1	3734-2	Equipment Specialist II	3272	(68,319- 84,877)*
4	(1)	3	1117-2	Executive Administrative Assistant II	2955	(61,700- 76,671)
1	-	1	1117-3	Executive Administrative Assistant III	3167	(66,126- 82,162)
1	-	1	2475	Executive Director Expo Center	5994	(125,154-155,493)
3	-	3	1555-1	Fiscal Systems Specialist I	4045	(84,459-104,922)*
2	-	2	3352-1	Floor Finisher I	2401(3)	(55,874- 62,285)
1	(1)	-	3352-2	Floor Finisher II	2550	(53,244- 66,126)
414	(46)	368	3141	Gardener Caretaker	1929	(40,277- 50,070)
1	-	1	9243	General Manager Rec & Parks		(235,944)****
4	(2)	2	1670-1	Graphics Designer I	2198	(45,894- 57,023)*
1	-	1	1670-3	Graphics Designer III	2981	(62,243- 77,318)*
6	-	6	3584	Heavy Duty Truck Operator	2280(3)	(53,056- 59,153)
3	-	3	2398	Historic Site Curator	2512	(52,450- 65,166)*
25	-	25	3913	Irrigation Specialist	2337	(48,796- 60,614)
1	-	1	7929-1	Landscape Architect I	4249	(88,719-110,225)**
1	-	1	7929-2	Landscape Architect II	4496	(93,876-116,635)**
4	-	4	7933-3	Landscape Architectural Associate III	3910	(81,640-101,435)**
40	-	40	3523	Light Equipment Operator	2206	(46,061- 57,232)
1	-	1	3393	Locksmith	2802(3)	(65,208- 72,683)
1	-	1	3763	Machinist		(74,019)
23	(2)	21	3115	Maintenance and Construction Helper	1929	(40,277- 50,070)

RECREATION AND PARKS

Position Counts			Code	Title	2012-13 Salary Range and Annual Salary	
2011-12	Change	2012-13				
<u>GENERAL</u>						
<u>Regular Positions</u>						
9	(1)	8	3112	Maintenance Laborer	1823	(38,064- 47,293)
4	-	4	9184-1	Management Analyst I	2736	(57,127- 70,992)*
16	(1)	15	9184-2	Management Analyst II	3228	(67,400- 83,749)*
2	(2)	-	1539	Management Assistant	2294	(47,898- 59,528)*
1	-	1	2404	Marine Aquarium Administrator	4003	(83,582-103,857)*
3	-	3	2425-2	Marine Aquarium Curator II	2736	(57,127- 70,992)*
1	-	1	2402	Marine Aquarium Exhibits Director	3044	(63,558- 78,968)*
1	-	1	2403	Marine Aquarium Program Director	3044	(63,558- 78,968)*
1	-	1	2407	Maritime Museum Curator	2437	(50,884- 63,203)*
1	-	1	2406	Maritime Museum Director	3028	(63,224- 78,550)*
5	-	5	3451	Masonry Worker	2994(3)	(69,676- 77,652)
3	-	3	3771	Mechanical Helper	2033	(42,449- 52,722)
1	-	1	3795	Mechanical Repair Supervisor		(84,898)
1	-	1	3773-1	Mechanical Repairer I		(68,277)
12	-	12	3773-2	Mechanical Repairer II		(72,119)
2	-	2	3585	Motor Sweeper Operator	2687	(56,104- 69,697)
1	-	1	6229-1	Observatory Director I	4988	(104,149-129,393)
1	-	1	6229-2	Observatory Director II	5994	(125,154-155,493)
1	-	1	6216	Observatory Program Supervisor	3244	(67,734- 84,167)**
1	-	1	6331	Observatory Technical Supervisor	3339	(69,718- 86,631)****
25	(5)	20	3423	Painter		(71,514)
3	-	3	3426	Painter Supervisor		(83,645)
25	-	25	3145	Park Maintenance Supervisor	2542	(53,076- 65,959)
17	-	17	1966	Park Ranger	2539	(53,014- 65,876)
3	(1)	2	2412-1	Park Services Attendant I	1425	(29,754- 36,978)
7	-	7	2412-2	Park Services Attendant II	2031	(42,407- 52,680)
2	-	2	2426	Park Services Supervisor	3044	(63,558- 78,968)*
1	-	1	1170-1	Payroll Supervisor I	2926	(61,094- 75,898)*
1	-	1	1170-2	Payroll Supervisor II	3121	(65,166- 80,972)*
1	-	1	1731-2	Personnel Analyst II	3228	(67,400- 83,749)*
1	-	1	1714-3	Personnel Director III	5734	(119,725-148,749)****
2	(1)	1	1129	Personnel Records Supervisor	2713	(56,647- 70,386)*
2	-	2	1793-1	Photographer I	2384	(49,777- 61,825)*
1	-	1	3325	Playground Equipment Supervisor		(78,654)****
20	-	20	3443	Plumber		(81,661)
3	-	3	3446	Plumber Supervisor		(95,421)
1	-	1	3558	Power Shovel Operator		(82,476)
1	-	1	1525-2	Principal Accountant II	3863	(80,659-100,182)*

RECREATION AND PARKS

Position Counts			Code	Title	2012-13 Salary Range and Annual Salary	
2011-12	Change	2012-13			2012-13 Salary Range	Annual Salary
<u>GENERAL</u>						
<u>Regular Positions</u>						
5	-	5	3147-2	Principal Grounds Maintenance Supervisor II	4098	(85,566-106,300)
1	-	1	2424	Principal Park Services Attendant	2570	(53,661- 66,669)*
4	-	4	2464-1	Principal Recreation Supervisor I	3563	(74,395- 92,435)
3	-	3	2464-2	Principal Recreation Supervisor II	4098	(85,566-106,300)
2	-	2	1431-3	Programmer/Analyst III	3594	(75,042- 93,229)**
1	-	1	1542	Project Assistant	2294	(47,898- 59,528)*
1	-	1	1800-1	Public Information Director I	4226	(88,238-109,640)
1	-	1	1785-1	Public Relations Specialist I	2294	(47,898- 59,528)*
1	(1)	-	2396	Railroad Museum Director	3057	(63,830- 79,302)****
161	(3)	158	2469	Recreation Coordinator	2305	(48,128- 59,800)
75	-	75	2434	Recreation Facility Director	2567	(53,598- 66,586)
13	-	13	2460	Recreation Supervisor	3044	(63,558- 78,968)*
1	(1)	-	3580-2	Refuse Collection Truck Operator II	2580(3)	(60,050- 66,920)
2	-	2	3476	Roofer		(66,628)
2	-	2	1727	Safety Engineer	4008	(83,687-103,961)*
1	-	1	1726-2	Safety Engineering Associate II	3272(3)	(76,149- 84,877)*
1	-	1	3118	Sandblast Operator	2163	(45,163- 56,104)
8	(2)	6	1116	Secretary	2455	(51,260- 63,704)
1	-	1	1523-1	Senior Accountant I	2942	(61,428- 76,316)*
3	-	3	1523-2	Senior Accountant II	3184	(66,481- 82,601)*
1	-	1	1518	Senior Auditor	3422	(71,451- 88,781)*
3	-	3	3345	Senior Carpenter		(82,016)
1	-	1	9485-D	Senior Civil Engineer/Project Manager III	4998	(104,358-129,664)**
26	(3)	23	1368	Senior Clerk Typist	2260	(47,188- 58,610)
1	-	1	3157-1	Senior Custodian I	1657	(34,598- 42,991)
2	-	2	3864	Senior Electrician		(86,004)
91	-	91	3143	Senior Gardener	2163	(45,163- 56,104)
2	-	2	9171-1	Senior Management Analyst I	3813	(79,615- 98,908)*
4	-	4	9171-2	Senior Management Analyst II	4723	(98,616-122,523)*
2	-	2	3424	Senior Painter		(78,654)
5	-	5	3146	Senior Park Maintenance Supervisor	3442	(71,868- 89,303)
3	-	3	1967-1	Senior Park Ranger I	2895	(60,447- 75,084)
1	-	1	1967-2	Senior Park Ranger II	3202	(66,857- 83,081)
5	(1)	4	2422	Senior Park Services Attendant	2195	(45,831- 56,918)*
3	(1)	2	9167-1	Senior Personnel Analyst I	3855	(80,492-100,015)****
1	-	1	9167-2	Senior Personnel Analyst II	4772	(99,639-123,797)****
1	-	1	3444	Senior Plumber		(89,700)
29	-	29	2446-1	Senior Recreation Director I	2705	(56,480- 70,156)

RECREATION AND PARKS

Position Counts			Code	Title	2012-13 Salary Range and Annual Salary	
2011-12	Change	2012-13				
<u>GENERAL</u>						
<u>Regular Positions</u>						
24	-	24	2446-2	Senior Recreation Director II	2863	(59,779- 74,291)
2	-	2	3477	Senior Roofer		(73,226)
2	-	2	1597-1	Senior Systems Analyst I	3817	(79,698- 99,012)*
1	-	1	1597-2	Senior Systems Analyst II	4724	(98,637-122,544)*
1	-	1	3775	Sheet Metal Worker		(78,613)
2	-	2	3428	Sign Painter		(71,514)
1	-	1	4152-2	Street Services Supervisor II	3563(4)	(87,549- 92,435)
4	-	4	4150-2	Street Services Worker II	2163	(45,163- 56,104)
4	-	4	2472	Superintendent of Rec & Parks Operations	5994	(125,154-155,493)
3	-	3	1596-2	Systems Analyst II	3228	(67,400- 83,749)*
1	-	1	1455-1	Systems Programmer I	4008	(83,687-103,961)*
1	-	1	1455-2	Systems Programmer II	4311	(90,013-111,833)*
16	-	16	3114	Tree Surgeon	2332	(48,692- 60,489)
6	-	6	3151	Tree Surgeon Assistant	1823	(38,064- 47,293)
5	-	5	3117-1	Tree Surgeon Supervisor I	2941	(61,408- 76,295)
1	-	1	3117-2	Tree Surgeon Supervisor II	3508	(73,247- 91,015)
14	(1)	13	3583	Truck Operator	2163(3)	(50,341- 56,104)
1	-	1	3723	Upholsterer		(68,256)
1	-	1	1802	Video Production Coordinator	2547	(53,181- 66,064)*
1	-	1	2495	Volunteer Coordinator	2736	(57,127- 70,992)*
5	(1)	4	3796	Welder		(74,019)
1	-	1	3798	Welder Supervisor		(87,382)
1,524	(96)	1,428				
<u>Commissioner Positions</u>						
5	-	5	0101-2	Commissioner		\$50.00/mtg****
5	-	5				

AS NEEDED

To be Employed As Needed in Such Numbers as Required

1535-1	Administrative Intern I	1460(5)	(37,876)*
1535-2	Administrative Intern II	1588(5)	(41,217)*
2418-1	Assistant Park Services Attendant I	\$13.64/hr.	
2418-2	Assistant Park Services Attendant II	\$16.98/hr.	
2490-1	Child Care Associate I	\$18.45/hr.	
1358	Clerk Typist	1829	(38,189- 47,460)
3364-1	Cook I	1701	(35,516- 44,140)
0835-B	Day Camp Director I	\$17.53/hr.	
0835-A	Day Camp Director I	\$15.83/hr.	

RECREATION AND PARKS

Position Counts			Code	Title	2012-13 Salary Range and Annual Salary	
2011-12	Change	2012-13				
<u>AS NEEDED</u>						
<u>To be Employed As Needed in Such Numbers as Required</u>						
			0835-F	Day Camp Director II		\$24.32/hr.
			0835-C	Day Camp Director II		\$19.24/hr.
			0835-D	Day Camp Director II		\$20.93/hr.
			0835-E	Day Camp Director II		\$22.62/hr.
			1121-1	Delivery Driver I	1777	(37,103- 46,103)
			1121-2	Delivery Driver II	1941	(40,528- 50,341)
			2453	Golf Starter	1997	(41,697- 51,803)
			2476	Lifeguard Recruit		\$11.73/hr.****
			0844	Locker Room Attendant		\$13.31/hr.
			2401	Museum Guide		\$14.33/hr.
			0848-B	Observatory Lecturer		\$32.50/hr.****
			2420-1	Open Water Lifeguard I		\$22.83/hr.
			2420-2	Open Water Lifeguard II		\$26.07/hr.
			0834	Park Activity Monitor		\$17.31/hr.
			2413	Pool Lifeguard		\$15.74/hr.
			1550	Program Aide	1752	(36,581- 45,455)*
			1542	Project Assistant	2294	(47,898- 59,528)*
			2435	Recreation Aide		\$9.35/hr.****
			2498	Recreation Assistant		\$14.14-15.34/hr.
			2499	Recreation Instructor		\$14.70-23.30/hr.
			2421-C	Residential Camp Counselor		\$15.00/mtg****
			2421-A	Residential Camp Counselor		\$10.55/mtg****
			2421-B	Residential Camp Counselor		\$12.50/mtg****
			2409	Seasonal Pool Manager I		\$18.46/hr.
			2408	Seasonal Pool Manager II		\$24.25/hr.
			3181	Security Officer	2013	(42,031- 52,200)
			2427-C	Senior Residential Camp Counselor		\$20.00/mtg****
			2427-B	Senior Residential Camp Counselor		\$17.50/mtg****
			2427-D	Senior Residential Camp Counselor		\$22.50/mtg****
			2427-A	Senior Residential Camp Counselor		\$15.00/mtg****
			2415	Special Program Assistant II		\$13.64/hr.
			2416	Special Program Assistant III		\$16.98/hr.
			1502	Student Professional Worker	1256(5)	(32,572)****
			1501	Student Worker		\$12.74/hr.****
			1131-1	Swimming Pool Clerk I	1176(5)	(30,505)
			1131-2	Swimming Pool Clerk II	1457(5)	(37,813)
			0849	Telescope Demonstrator	1988	(41,509- 51,573)****
			0710-D	Theater Technician		\$20.00/hr.****

RECREATION AND PARKS

Position Counts			Code	Title	2012-13 Salary Range and Annual Salary
2011-12	Change	2012-13			
<u>AS NEEDED</u>					
<u>To be Employed As Needed in Such Numbers as Required</u>					
			0710-A	Theater Technician	\$12.00/hr. ****
			0710-B	Theater Technician	\$15.00/hr. ****
			0710-C	Theater Technician	\$17.50/hr. ****
<u>HIRING HALL</u>					
<u>Hiring Hall to be Employed in Such Numbers as Required</u>					
			0855	Air Conditioning Mechanic - Hiring Hall	++
			0857	Cabinet Maker - Hiring Hall	++
			0858	Carpenter - Hiring Hall	++
			0858-A	Carpenter Apprentice (1st period)	++
			0858-B	Carpenter Apprentice (2nd period)	++
			0858-C	Carpenter Apprentice (3rd period)	++
			0858-D	Carpenter Apprentice (4th period)	++
			0858-E	Carpenter Apprentice (5th period)	++
			0858-F	Carpenter Apprentice (6th period)	++
			0858-G	Carpenter Apprentice (7th period)	++
			0858-H	Carpenter Apprentice (8th period)	++
			0859	Carpet Layer - Hiring Hall	++
			0860-1	Cement Finisher I - Hiring Hall	++
			0860-2	Cement Finisher II - Hiring Hall	++
			0858-Z	City Craft Assistant - Hiring Hall	++
			0861-1	Communications Electrician I	++
			0861-2	Communications Electrician II	++
			0862	Electrical Craft Helper - Hiring Hall	++
			0863	Electrical Mechanic - Hiring Hall	++
			0864	Electrical Repairer - Hiring Hall	++
			0865	Electrician - Hiring Hall	++
			0868	Glazier - Hiring Hall	++
			0869	Masonry Worker - Hiring Hall	++
			0870	Painter - Hiring Hall	++
			0871	Pile Driver Worker - Hiring Hall	++
			0872-1	Pipefitter I - Hiring Hall	++
			0872-2	Pipefitter II - Hiring Hall	++
			0872-3	Pipefitter III - Hiring Hall	++
			0873	Plasterer - Hiring Hall	++
			0874-A	Plumber I (2nd year apprentice)	++
			0874-B	Plumber I (3rd year apprentice)	++
			0874-C	Plumber I (4th year apprentice)	++
			0874-D	Plumber I (5th year apprentice)	++

RECREATION AND PARKS

Position Counts			Code	Title	2012-13 Salary Range and Annual Salary
2011-12	Change	2012-13			
<u>HIRING HALL</u>					
<u>Hiring Hall to be Employed in Such Numbers as Required</u>					
			0874-2	Plumber II - Hiring Hall	++
			0875	Roofer - Hiring Hall	++
			0876	Sheet Metal Worker - Hiring Hall	++
			0878	Sign Painter - Hiring Hall	++
			0880-1	Tile Setter I - Hiring Hall	++
			0880-2	Tile Setter II - Hiring Hall	++
	Regular Positions	Commissioner Positions			
Total	<u>1,428</u>	<u>5</u>			

CITY EMPLOYEES' RETIREMENT FUND

BASIS FOR THE PROPOSED BUDGET

<u>2011-12</u>			<u>2012-13</u>
Adopted Budget	Estimated Expenditures		Proposed Budget
\$ 87,529,621	\$ 75,979,000	Special Fund (Harbor and Airports)	\$ 77,618,048
<u>394,969,068</u>	<u>341,575,000</u>	Tax and Revenue Anticipation Notes	<u>341,868,175</u>
<u><u>\$ 482,498,689</u></u>	<u><u>\$ 417,554,000</u></u>	Total	<u><u>\$ 419,486,223</u></u>

The 2012-13 Proposed Budget for the City Employees' Retirement System (LACERS) is the City's contribution to the system based on rates recommended by an actuary in accordance with the Charter, plus the cost of the Family Death Benefit, Excess Benefit, and Limited Term Retirement Plans. The City's contribution expressed as a percentage of payroll is 24.14 percent in 2012-13 versus 27.66 percent in 2011-12. The system's funded ratio, using actuarial value of assets, decreased from 74 percent to 73.2 percent as of June 30, 2011.

The City will issue tax and revenue anticipation notes to fund the General Fund retirement contribution (\$341.9 million) in July 2012 rather than spreading the payments throughout the year. Additionally, the proprietary departments (Harbor and Airports) are anticipated to fund their portion of the retirement contribution (\$77.6 million) in July 2012. As a result of these July payments, the retirement fund will gain additional interest earnings, which can be used to discount the City's contribution while maintaining the required level of annual receipts. The discount will reduce the required contribution to the retirement fund by approximately \$14.9 million. The appropriation for the payment of the entire principal and borrowing costs on the tax and revenue anticipation notes is in the 2012 Tax and Revenue Anticipation Notes, Debt Service Fund.

The proposed General Fund contribution for 2012-13 decreased by \$53 million due in part to a reduction in City payroll and a decrease in the contribution rate. The 24.14 percent contribution rate reflects the following: additional 2 percent to 4 percent employee contributions made by about 70 percent of active members; freezing the health subsidy for members who are not making additional contributions; changes to actuarial assumptions as a result of a triennial Experience Study which include a decrease in the investment return assumption from 8 percent to 7.75 percent, causing the contribution rate to increase, but mitigated by a five-year phase-in plan; and, a decrease in the medical trend rate which reduces the City's contribution.

	2011-12 Budget	2012-13 Proposed Budget	Change From 2011-12 Budget
Requirements			
Current Service Liability	\$ 169,633,957	\$ 134,350,207	\$(35,283,750)
Prior Service Liability	199,415,689	223,801,440	24,385,751
Health Subsidy	129,750,819	75,236,115	(54,514,704)
Discount for Early Payment	(17,067,776)	(14,908,539)	2,159,237
Family Death Benefit Plan	172,000	169,000	(3,000)
Excess Benefit Plan Fund	576,000	821,000	245,000
Limited Term Plan Fund	<u>18,000</u>	<u>17,000</u>	<u>(1,000)</u>
TOTAL	<u><u>\$ 482,498,689</u></u>	<u><u>\$ 419,486,223</u></u>	<u><u>\$(63,012,466)</u></u>
Financing Source			
General City Contribution	\$ 394,969,068	\$341,868,175	\$ (53,100,893)
Airports	67,043,726	59,938,666	(7,105,060)
Harbor	<u>20,485,895</u>	<u>17,679,382</u>	<u>(2,806,513)</u>
TOTAL	<u><u>\$ 482,498,689</u></u>	<u><u>\$419,486,223</u></u>	<u><u>\$ (63,012,466)</u></u>

THIS PAGE INTENTIONALLY LEFT BLANK

FIRE AND POLICE PENSION FUND

BASIS FOR THE PROPOSED BUDGET

2011-12			2012-13
Adopted Budget ¹	Estimated Expenditures ²		Proposed Budget
\$ 484,073,751	\$ 441,860,515	Tax and Revenue Anticipation Notes	\$ 506,086,262
\$ 484,073,751	\$ 441,860,515	Total	\$ 506,086,262

The 2012-13 Proposed Budget for the Fire and Police Pension Fund is the City's contribution to the system and the amount is funded through the issuance of tax and revenue anticipation notes. This includes the contribution amount required under the Charter for all pension plans (Tiers 1-6) and the amount required for the excess benefit plan.

By funding the required contribution through the issuance of notes, the City will be able to make the entire contribution in July 2012, rather than spreading the payments throughout the year. As a result, the pension fund will gain additional interest earnings on that amount, which can be used to discount the City contribution by approximately 3.6 percent. This discount reduces the required City contribution to the pension fund by approximately \$18.2 million and is already reflected in the above. The appropriation for the payment of the entire principal and borrowing costs on the tax and revenue anticipation notes is in the 2012 Tax and Revenue Anticipation Notes (TRAN), Debt Service Fund.

The \$22 million increase in the City contribution from 2011-12 is due to an increase in payroll and an increase in the contribution rate. Expressed as a percentage of the City's budgeted payroll, the 2012-13 City contribution is 39.94 percent compared to 30.07 percent in 2011-12. The increase in the 2012-13 rate is due in part to changes in actuarial assumptions adopted by the Board of Pension Commissioners pursuant to a triennial Experience Study for the period 2007 through 2010, including rates for the age of retirement, DROP utilization, DROP participation period, and mortality, as well as a reduction in the assumed annual investment rate of return from 8.00 percent to 7.75 percent as part of the Board's review of economic assumptions. The increase to the contribution rate was mitigated as a result of the Board's decision to phase-in the impact of the new actuarial demographic assumptions over a three year-period. Other factors that have contributed to the increase in the contribution rate include lower than expected return on investments (after smoothing).

The 2012-13 contribution rate also reflects the following changes to plan design which mitigate increases in the contribution: a new Tier 6 pension plan for new hires on or after July 1, 2011; an additional 2 percent employee contribution by some members, and a freeze on the maximum health subsidy for future retirees and reimbursements of members retiring or entering DROP on or after July 15, 2011, and for those employees who opt not to make a contribution for increases in the maximum health subsidy.

The System's overall funded ratio, using actuarial value of assets, decreased from 83.3 percent to 79.4 percent as of June 30, 2011.

¹ The 2011-12 contribution is \$484,073,751. This differs from the \$472,120,728 amount adopted by the Board of Pension Commissioners in June 2011 because the Board amount is based on the City's 2011-12 sworn covered payroll per the 2011-12 Adopted Budget. Although the sworn covered payroll was reduced in the City's 2011-12 Adopted Budget from the Proposed Budget amount, there was no corresponding reduction to the TRAN Debt Service Fund. Therefore the Adopted amount remained at \$484,073,751.

² Estimated expenditures for 2011-12 are lower than the 2011-12 Adopted Budget because the actual 2011-12 contribution was reduced to reflect the 2% opt-in contributions as well as the health subsidy freeze for some members (CF 10-1868-S1).

	2011-12 Budget	2012-13 Proposed Budget	Change from 2011-12 Budget
CITY CONTRIBUTION:			
Actuarial Requirements:			
Fire and Police Pension Plans - Tier 1			
Current Service Liability	\$ 16,836,780	\$ 16,841,442	\$ 4,662
Health Plan Subsidy	<u>2,268,041</u>	<u>2,131,647</u>	<u>(136,394)</u>
Subtotal	<u>\$ 19,104,821</u>	<u>\$ 18,973,089</u>	<u>\$ (131,732)</u>
Fire and Police Pension Plans - Tier 2			
Current Service Liability	\$ (8,610,479)	\$ 11,736,750	\$ 20,347,229
Health Plan Subsidy	<u>45,504,211</u>	<u>46,704,429</u>	<u>1,200,218</u>
Subtotal	<u>\$ 36,893,732</u>	<u>\$ 58,441,179</u>	<u>\$ 21,547,447</u>
Fire and Police Pension Plans - Tier 3			
Current Service Liability	\$ 23,404,007	\$ 23,387,719	\$ (16,288)
Health Plan Subsidy	<u>8,570,988</u>	<u>6,911,031</u>	<u>(1,659,957)</u>
Subtotal	<u>\$ 31,974,995</u>	<u>\$ 30,298,750</u>	<u>\$ (1,676,245)</u>
Fire and Police Pension Plans - Tier 4			
Current Service Liability	\$ 11,030,159	\$ 11,586,375	\$ 556,216
Health Plan Subsidy	<u>4,469,116</u>	<u>3,931,448</u>	<u>(537,668)</u>
Subtotal	<u>\$ 15,499,275</u>	<u>\$ 15,517,823</u>	<u>\$ 18,548</u>
Fire and Police Pension Plans - Tier 5			
Current Service Liability	\$ 294,718,399	\$ 306,167,055	\$ 11,448,656
Health Plan Subsidy	<u>85,882,529</u>	<u>71,343,117</u>	<u>(14,539,412)</u>
Subtotal	<u>\$ 380,600,928</u>	<u>\$ 377,510,172</u>	<u>\$ (3,090,756)</u>
Fire and Police Pension Plans - Tier 6			
Current Service Liability	\$	\$ 3,999,639	\$ 3,999,639
Health Plan Subsidy	<u></u>	<u>1,345,610</u>	<u>1,345,610</u>
Subtotal	<u>\$</u>	<u>\$ 5,345,249</u>	<u>\$ 5,345,249</u>
TOTAL CITY CONTRIBUTION	<u>\$ 484,073,751</u>	<u>\$ 506,086,262</u>	<u>\$ 22,012,511</u>
Financing Source			
Tax and Revenue Anticipation Notes	<u>\$ 484,073,751</u>	<u>\$ 506,086,262</u>	<u>\$ 22,012,511</u>
TOTAL	<u>\$ 484,073,751</u>	<u>\$ 506,086,262</u>	<u>\$ 22,012,511</u>

APPROPRIATION TO CONVENTION CENTER REVENUE FUND

CONVENTION CENTER EXPANSION ACCOUNT

DISTRIBUTION OF LOS ANGELES CONVENTION CENTER REVENUES AND GENERAL FUND APPROPRIATION

Section 8.148 of the Los Angeles Administrative Code establishes the Convention Center Revenue Fund. All revenues derived from the operation of the Convention and Exhibition Center are paid into the Fund. Such funds shall be used for the center's operations, maintenance and improvement expenses.

	2010-11 Actuals	2011-12 Adopted Budget	2012-13 Proposed Budget	Change From Previous Year
Convention Center Revenues	\$ 26,069,784	\$ 27,794,692	\$ 27,201,620	\$ (593,072)
General Fund Appropriations				
Transient Occupancy Tax	\$ 36,291,500	\$ 40,435,500	\$ 42,486,500	\$ 2,051,000
Booking Policy Offset	5,000,000	5,000,000	5,000,000	-
Sub-Total General Fund	<u>\$ 41,291,500</u>	<u>\$ 45,435,500</u>	<u>\$ 47,486,500</u>	<u>\$ 2,051,000</u>
Total Revenues	<u>\$ 67,361,284</u>	<u>\$ 73,230,192</u>	<u>\$ 74,688,120</u>	<u>\$ 1,457,928</u>
Expenses				
LACC Operating Budget	\$ 22,164,090	\$ 24,264,518	\$ 22,960,543	\$ (1,303,975)
General Services Department	1,271,613	955,186	-	(955,186)
Information Technology Agency	342	-	-	-
Personnel	-	-	110,346	110,346
Related Costs	6,287,423	6,815,199	6,532,172	(283,027)
Debt Service*	48,085,700	48,466,178	48,419,756	(46,422)
Debt Services (MICLA Purchase)**	-	-	342,000	342,000
Police	41,342	-	975,000	975,000
Building Inspection Position	35,846	65,000	65,000	-
Less:				
Reimbursement of General Fund Costs	<u>(2,600,027)</u>	<u>(2,519,916)</u>	<u>(3,890,631)</u>	<u>(1,370,715)</u>
Total Expenses	<u>\$ 75,286,329</u>	<u>\$ 78,046,165</u>	<u>\$ 75,514,186</u>	<u>\$ (2,531,979)</u>
Supplemental General Fund Contribution	\$ 7,925,045	\$ 4,815,973	\$ 826,066	\$ (3,989,907)

* Convention Center Lease Obligation in the Capital Finance Administration Fund

** Parking System financed by MICLA

THIS PAGE INTENTIONALLY LEFT BLANK

BUSINESS IMPROVEMENT DISTRICT TRUST FUND

BASIS FOR THE PROPOSED BUDGET

The 2012-13 Proposed Budget for the Business Improvement District Trust Fund relates to current year funding as follows:

	Amount	% Change
2011-12 Adopted Budget	\$ 828,204	
2012-13 Proposed Budget	\$ 951,117	
Change from 2011-12 Budget	\$ 122,913	14.8%

The Business Improvement District Trust Fund was established by Mayor and Council action (C.F. 96-0482) to provide seed money for the formation of Business Improvement Districts (BIDs) and to pay assessments on City-owned properties within the boundaries of active BIDs. The seed money is used to retain consultants who work on behalf of new or renewing BIDs to conduct feasibility studies and perform other activities related to BID formation. The City's BID policy allows up to \$40,000 to be made available in the form of a grant for feasibility studies. There are currently 40 established BIDs and eight BIDs in some stage of formation.

THIS PAGE INTENTIONALLY LEFT BLANK

CAPITAL FINANCE ADMINISTRATION FUND

BASIS FOR THE PROPOSED BUDGET

The 2012-13 Proposed Budget for the Capital Finance Administration (CFA) Fund relates to current year funding as follows:

	Amount	% Change
2011-12 Adopted Budget	\$ 202,097,658	
2012-13 Proposed Budget	\$ 212,780,938	
Change from 2011-12 Budget	\$ 10,683,280	5.3%

The CFA Fund is a special purpose fund established to consolidate non-general obligation bond, long-term City debt financing program expenditures. These financing programs mostly utilize a lease or "lease purchase" paid from General Fund appropriations and the sale of public securities (either lease revenue bonds or certificates of participation) to acquire various facilities and capital equipment items for use by City departments.

The CFA Fund is administered by the City Administrative Officer. Budgeted within the CFA Fund are the lease payments required by each financing's lease and trust indenture, as well as any trustee fees or other administrative expenses required under the terms of the financing. All unencumbered balances remaining at the end of the fiscal year revert to the Reserve Fund. All items within this budget are obligatory, as they are a requirement of the respective leases and trust indentures. The financings were primarily issued through the Municipal Improvement Corporation of Los Angeles (MICLA).

The Proposed Budget reflects: a) savings from the refunding (refinancing) of four MICLA bond issuances; and b) an \$11 million increase in debt service for the Police Headquarters Facility (Item No. 12). During 2011-12, the required debt service amount for the Police Headquarters Facility was reduced by \$15 million as the City used the interest earnings from unspent bond proceeds that had accumulated during the construction of the building. The required \$15 million increase in debt service during 2012-13 will be offset by \$4 million in interest earnings and unspent bond proceeds from the acquisition and renovation of the Public Works Building, as required by Fund ordinance. The \$4 million will be sent to the bank trustee, who will use these monies to partially meet the Police Headquarters Facility's 2012-13 debt service obligation of \$22,586,415.

**Capital Finance Administration Fund
Debt Service for Outstanding and Proposed Lease Revenue Securities**

	Adopted 2011-12	Proposed 2012-13	2013-14	2014-15	2015-16	2016-17	2017-18
1) MICLA T (Real Property 2002)	\$ 3,058,751	--	--	--	--	--	--
2) MICLA AK (Kodak Theatre 1999)	3,612,513	3,610,753	3,609,163	3,607,398	3,610,113	3,611,875	3,611,388
3) MICLA AQ (North Valley Police Station 2002)	1,920,005	--	--	--	--	--	--
4) MICLA AR (Real Property 2002, 2004)	5,657,683	--	--	--	--	--	--
5) MICLA AS (Pershing Square Refunding 2002)	574,706	570,257	574,713	572,950	570,019	570,781	565,713
6) MICLA AT (Central Library Refunding 2002)	1,772,405	1,769,485	1,776,160	1,771,960	6,627,325	6,628,475	6,634,225
7) MICLA AU (Equipment & Real Property 2002)	664,530	--	--	--	--	--	--
8) MICLA AV (Central Library Refunding 2003)	4,847,750	4,850,375	4,851,975	4,852,025	--	--	--
9) MICLA AW (Marvin Braude Center 2003)	2,227,450	2,229,013	2,227,338	2,226,950	2,228,175	2,228,175	2,226,775
10) MICLA AX (Equipment & Real Property 2004)	4,565,777	4,496,100	3,584,350	--	--	--	--
11) MICLA AY (Refunding of MICLAs 2005)	2,144,713	199,506	138,938	45,788	--	--	--
12) MICLA 2006-A (Police Headquarters Facility)	7,609,015	18,586,415	22,583,290	22,584,940	22,581,790	22,573,540	22,534,390
13) MICLA 2006-A (Public Works Building)	6,028,035	6,019,785	6,019,635	6,019,085	6,018,260	6,019,710	6,009,035
14) MICLA 2007-A (Capital Equipment Refunding)	17,832,050	17,831,539	17,833,488	17,834,369	--	--	--
15) MICLA 2007-B (Figueroa Plaza)	14,110,057	14,109,343	14,113,972	14,112,554	14,110,110	14,111,469	14,110,684
16) MICLA 2008-A (Capital Equipment Refunding)	8,648,471	8,648,858	8,648,733	8,646,801	8,650,933	8,651,033	8,647,233
17) MICLA 2008-B (Real Property Refunding)	2,764,230	2,761,143	2,762,093	2,765,805	2,766,005	2,763,005	2,763,668
18) MICLA 2009-A (Capital Equipment Refunding)	7,330,262	7,333,812	7,330,063	7,332,063	7,333,563	7,329,813	7,330,063
19) MICLA 2009-B (Real Property Refunding)	3,492,088	3,494,639	3,491,288	3,492,488	3,492,088	3,495,088	3,491,288
20) MICLA 2009-C (Capital Equipment Refunding)	4,864,751	4,864,651	4,863,800	4,864,575	4,866,500	4,868,000	4,862,900
21) MICLA 2009-D (Recovery Zone Econ. Dev. Bonds)	1,953,000	1,941,878	1,924,944	1,912,199	1,903,319	1,888,303	1,872,313
22) MICLA 2009-E (Real Property Refunding)	3,925,575	3,921,825	3,925,825	3,922,450	3,921,700	3,923,325	3,922,200
23) MICLA 2010-A (Capital Equipment Refunding)	3,806,526	3,803,450	3,804,150	3,802,550	3,806,250	3,804,950	3,802,175
24) MICLA 2010-B (Capital Equipment Refunding Recovery Zone Econ. Dev. Bonds taxable)	6,316,814	6,315,823	6,314,655	6,315,491	6,318,000	6,316,353	6,316,138
25) MICLA 2010-C (Real Property Refunding Recovery Zone Econ. Dev. Bonds taxable)	1,540,234	1,540,669	1,539,254	1,536,172	1,536,655	1,540,517	1,537,595
26) MICLA 2010-D (Refunding of MICLAs)	6,201,675	5,066,625	3,290,650	3,491,375	2,337,000	--	--
27) MICLA 2011 (QECB)	--	--	66,395	1,053,570	1,031,432	1,009,187	986,623
28) MICLA 2012-A (Capital Equipment Refunding)	--	8,000,000	12,706,000	12,711,000	12,710,000	12,710,000	12,706,000
29) MICLA 2012-B (Real Property Refunding)	--	2,000,000	1,976,000	1,976,000	1,976,000	1,974,000	1,977,000
30) MICLA 2012-C (Refunding of MICLAs)	--	10,400,000	10,354,000	10,359,000	10,348,000	10,359,000	10,355,000
31) Commercial Paper Program	7,000,000	7,000,000	7,000,000	7,000,000	7,000,000	7,000,000	7,000,000
32) Refunding of Commercial Paper	6,020,000	--	10,000,000	10,000,000	10,000,000	10,000,000	10,000,000

**Capital Finance Administration Fund
Debt Service for Outstanding and Proposed Lease Revenue Securities**

	<u>Adopted 2011-12</u>	<u>Proposed 2012-13</u>	<u>2013-14</u>	<u>2014-15</u>	<u>2015-16</u>	<u>2016-17</u>	<u>2017-18</u>
33) Los Angeles Convention and Exhibition Center Authority (1993, 2003, 2008)	48,466,178	48,419,756	48,355,025	48,285,744	48,212,738	47,136,863	47,080,931
34) Debt Service on CDD Projects	543,617	542,509	542,691	553,637	322,262	256,850	--
35) IBM Main Frame Computer (ITA)	130,431	--	--	--	--	--	--
36) In-Car Video System (Police)	2,545,000	2,545,000	2,545,000	2,545,000	--	--	--
37) Motorola Lease Radios (Police)	5,754,866	5,754,866	5,754,866	5,754,866	2,877,433	--	--
38) Staples Arena (1998)	<u>3,853,500</u>	<u>3,847,863</u>	<u>3,845,138</u>	<u>3,837,520</u>	<u>3,834,169</u>	<u>3,831,369</u>	<u>3,823,594</u>
Debt Service Subtotal	<u>\$ 201,782,658</u>	<u>\$ 212,475,938</u>	<u>\$ 228,353,592</u>	<u>\$ 225,786,325</u>	<u>\$ 200,989,839</u>	<u>\$ 194,601,681</u>	<u>\$ 194,166,931</u>
39) General Administration	250,000	250,000	250,000	250,000	250,000	250,000	250,000
40) Trustee Fees	<u>65,000</u>	<u>55,000</u>	<u>55,000</u>	<u>55,000</u>	<u>55,000</u>	<u>55,000</u>	<u>55,000</u>
TOTAL	<u>\$ 202,097,658</u>	<u>\$ 212,780,938</u>	<u>\$ 228,658,592</u>	<u>\$ 226,091,325</u>	<u>\$ 201,294,839</u>	<u>\$ 194,906,681</u>	<u>\$ 194,471,931</u>

1. **Piper Technical Center Project, Program T (Certificates of Participation, 2002)**

The proceeds of this issuance provided for the acquisition of parcels for the future construction of three neighborhood city halls, and for the retrofit of several floors of City Hall East with fire and life safety improvements. These bonds were scheduled to be refunded (refinanced) in late Spring 2012, resulting in savings to the City.

Lessor: Municipal Improvement Corporation of Los Angeles
Amount of Principal: \$ 42,410,000
Principal Outstanding, July 1, 2012: ---

2012-13 MICLA T (Real Property Improvement 2002)
Lease Payment: \$ _____ ---

2. **Hollywood and Highland Theater Project, Program AK (Taxable Certificates of Participation, 1999)**

The proceeds of this issuance were used to design and construct a live broadcast theater within the Hollywood and Highland development project located in the historic Hollywood area.

Lessor: Municipal Improvement Corporation of Los Angeles
Amount of Principal: \$ 43,210,000
Principal Outstanding, July 1, 2012: 34,665,000
Final Payment: 2028-29

2012-13 MICLA AK (Kodak Theatre 1999) Lease Payment: \$ 3,610,753

3. **North Valley Police Station Project, Program AQ (Certificates of Participation, 2002)**

The proceeds of this issuance were used to design and construct a police station building, a 330-car parking structure and a 10,000 square-foot Motor Transport Division. These bonds were scheduled to be refunded (refinanced) in late Spring 2012, resulting in savings to the City.

Lessor: Municipal Improvement Corporation of Los Angeles
Amount of Principal: \$ 28,130,000
Principal Outstanding, July 1, 2012: ---

2012-13 MICLA AQ (North Valley Police Station 2002) Lease Payment: \$ _____ ---

4. **Real Property Acquisition, Program AR (Certificates of Participation, 2002, 2004)**

The proceeds of the 2002 issuance were used to acquire property for the City's share of a joint development with the State of California Department of Transportation (Caltrans), and to retrofit several floors of City Hall East with fire and life safety improvements. The proceeds of the 2004 issuance were primarily used for tenant improvements to the Caltrans building, and for retrofitting the remaining floors in City Hall East. These bonds were scheduled to be refunded (refinanced) in late Spring 2012, resulting in savings to the City.

Lessor: Municipal Improvement Corporation of Los Angeles
Amount of Principal (AR): \$ 62,105,000
Amount of Principal (AR2): 16,875,000
2002 Principal Outstanding, July 1, 2012: ---
2004 Principal Outstanding, July 1, 2012: ---

2012-13 MICLA AR (Real Property) Lease Payment: \$ _____ ---

5. Pershing Square Refunding, Program AS (Certificates of Participation, 2002)

The proceeds of this issuance were used to refund (refinance) the 1992 Pershing Square Certificates of Participation, which financed the construction, design and installation of improvements at Pershing Square. Funding for lease payments and City administrative costs is provided through Mello-Roos assessments on various properties in the vicinity of Pershing Square.

Lessor: Municipal Improvement Corporation of Los Angeles
 Amount of Principal: \$ 7,655,000
 Principal Outstanding, July 1, 2012: 4,840,000
 Final Payment: 2022-23

2012-13 MICLA AS (Pershing Square Refunding 2002) Lease Payment: \$ 570,257

6. Central Library Refunding, Program AT (Certificates of Participation, 2002)

The proceeds of this issuance were used to refund (refinance) Central Library Leasehold Revenue Bonds (MICLA O), resulting in savings to the City. Proceeds from the original 1990 issuance were issued to finance the construction and installation of the East Wing of the Central Library Rehabilitation and Expansion Project.

Lessor: Municipal Improvement Corporation of Los Angeles
 Amount of Principal: \$ 30,305,000
 Principal Outstanding, July 1, 2012: 28,905,000
 Final Payment: 2019-20

2012-13 MICLA AT (Central Library Refunding 2002) Lease Payment: \$ 1,769,485

7. Equipment and Real Property Acquisition, Program AU (Certificates of Participation, 2002)

The proceeds of this issuance were used primarily to acquire miscellaneous vehicles, fire apparatus and police vehicles. These bonds were scheduled to be refunded (refinanced) in late Spring 2012, resulting in savings to the City.

Lessor: Municipal Improvement Corporation of Los Angeles
 Amount of Principal: \$ 70,700,000
 Principal Outstanding, July 1, 2012: ---

2012-13 MICLA AU (Equipment and Real Property 2002) Lease Payment: \$ ---

8. Central Library Refunding, Program AV (Leasehold Refunding Revenue Bonds, 2003)

The proceeds of this issuance were used to refund (refinance) a portion of the Leasehold Revenue Bonds, 1990 Series A (MICLA R), which were issued to finance the construction and installation of the East Wing of the Central Library Rehabilitation and Expansion Project.

Lessor: Municipal Improvement Corporation of Los Angeles
 Amount of Principal: \$ 43,330,000
 Principal Outstanding, July 1, 2012: 13,150,000
 Final Payment: 2014-15

2012-13 MICLA AV (Central Library Refunding 2003) Lease Payment: \$ 4,850,375

9. Real Property Acquisition, Program AW (Certificates of Participation, 2003)

The proceeds of this issuance were used to acquire the Marvin Braude Constituent Services Center building.

Lessor: Municipal Improvement Corporation of Los Angeles
 Amount of Principal: \$ 36,220,000
 Principal Outstanding, July 1, 2012: 29,175,000
 Final Payment: 2032-33

2012-13 MICLA AW (Marvin Braude 2003) Lease Payment: \$ 2,229,013

10. Equipment and Real Property Acquisition, Program AX (Certificates of Participation, 2004)

The proceeds of this issuance were used to acquire vehicles, fire apparatus, police vehicles and miscellaneous equipment.

Lessor: Municipal Improvement Corporation of Los Angeles
 Amount of Principal: \$ 64,170,000
 Principal Outstanding, July 1, 2012: 7,565,000
 Final Payment: 2013-14

2012-13 MICLA AX (Equipment and Real Property 2004) Lease Payment: \$ 4,496,100

11. Refunding of Several MICLAs, Program AY (Certificates of Participation, 2005)

The proceeds of this issuance were used to refund (refinance) the outstanding debt on several previously issued MICLA bonds, resulting in savings to the City.

Lessor: Municipal Improvement Corporation of Los Angeles
 Amount of Principal: \$ 46,395,000
 Principal Outstanding, July 1, 2012: 370,000
 Final Payment: 2014-15

2012-13 MICLA AY (Refunding of MICLAs 2005) Lease Payment: \$ 199,506

12. MICLA Lease Revenue Bonds, Series 2006-A (Police Headquarters Facility)

A majority of the proceeds of this issuance were used to construct the Police Headquarters Facility. The remaining proceeds were used to refund (refinance) the MICLA Commercial Paper monies borrowed to acquire and renovate the Public Works Building. As required by Fund ordinance, \$4 million in interest earnings and unspent bond proceeds from the acquisition and renovation of the Public Works Building will be sent to the bank trustee, who will use these monies to partially meet the Police Headquarters Facility's 2012-13 debt service obligation of \$22,586,415.

Lessor: Municipal Improvement Corporation of Los Angeles
 Amount of Principal: \$ 448,595,000
 Principal Outstanding, July 1, 2012: 426,555,000
 Final Payment: 2036-37

2012-13 MICLA 2006-A Lease Payment (Police Headquarters Facility): \$ 18,586,415

13. MICLA Lease Revenue Bonds, Series 2006-A (Public Works Building)

A majority of the proceeds of this issuance were used to construct the Police Headquarters Facility. The remaining proceeds were used to refund (refinance) the MICLA Commercial Paper monies borrowed to acquire and renovate the Public Works Building.

Lessor: Municipal Improvement Corporation of Los Angeles
 Amount of Principal: \$ 448,595,000
 Principal Outstanding, July 1, 2012: 426,555,000
 Final Payment: 2036-37

2012-13 MICLA 2006-A Lease Payment (Public Works Building): \$ 6,019,785

14. MICLA Lease Revenue Bonds, Series 2007-A (Capital Equipment Refunding)

The proceeds of this issuance were used to refund (refinance) the MICLA Commercial Paper monies borrowed to acquire various capital equipment items (e.g., fleet, fire trucks).

Lessor: Municipal Improvement Corporation of Los Angeles
 Amount of Principal: \$ 106,900,000
 Principal Outstanding, July 1, 2012: 49,940,000
 Final Payment: 2014-15

2012-13 MICLA 2007-A Lease Payment (Capital Equipment Refunding): \$ 17,831,539

15. MICLA Lease Revenue Bonds, Series 2007-B (Figueroa Plaza)

The proceeds of this issuance were used to acquire the Figueroa Plaza office complex.

Lessor: Municipal Improvement Corporation of Los Angeles
 Amount of Principal: \$ 221,135,000
 Principal Outstanding, July 1, 2012: 207,675,000
 Final Payment: 2037-38

2012-13 MICLA 2007-B Lease Payment (Figueroa Plaza): \$ 14,109,343

16. MICLA Lease Revenue Bonds, Series 2008-A (Capital Equipment Refunding)

The proceeds of this issuance were used to refund (refinance) the MICLA Commercial Paper monies borrowed to acquire various capital equipment items (e.g., fleet, fire trucks).

Lessor: Municipal Improvement Corporation of Los Angeles
 Amount of Principal: \$ 105,090,000
 Principal Outstanding, July 1, 2012: 92,515,000
 Final Payment: 2026-27

2012-13 MICLA 2008-A Lease Payment (Capital Equipment Refunding): \$ 8,648,858

17. MICLA Lease Revenue Bonds, Series 2008-B (Real Property Refunding)

The proceeds of this issuance were used to refund (refinance) the MICLA Commercial Paper monies borrowed to acquire or construct several facilities, including the Chicago Building, the Medical Services Building and several Police Motor Transport Division facility site parcels.

Lessor: Municipal Improvement Corporation of Los Angeles
 Amount of Principal: \$ 43,790,000
 Principal Outstanding, July 1, 2012: 41,495,000
 Final Payment: 2038-39

2012-13 MICLA 2008-B Lease Payment (Real Property Refunding): \$ 2,761,143

18. MICLA Lease Revenue Bonds, Series 2009-A (Capital Equipment Refunding)

The proceeds of this issuance were used to refund (refinance) the MICLA Commercial Paper monies borrowed to acquire various capital equipment items (e.g., fleet, fire trucks).

Lessor: Municipal Improvement Corporation of Los Angeles
 Amount of Principal: \$ 57,930,000
 Principal Outstanding, July 1, 2012: 42,640,000
 Final Payment: 2018-19

2012-13 MICLA 2009-A Lease Payment (Capital Equipment Refunding): \$ 7,333,812

19. MICLA Lease Revenue Bonds, Series 2009-B (Real Property Refunding)

The proceeds of this issuance were used to refund (refinance) the MICLA Commercial Paper monies borrowed to complete improvements to various facilities, including the Griffith Observatory, the Piper Technical Center and the Los Angeles Zoo.

Lessor: Municipal Improvement Corporation of Los Angeles
 Amount of Principal: \$ 52,065,000
 Principal Outstanding, July 1, 2012: 49,240,000
 Final Payment: 2038-39

2012-13 MICLA 2009-B Lease Payment (Real Property Refunding): \$ 3,494,639

20. MICLA Lease Revenue Bonds, Series 2009-C (Capital Equipment Refunding)

The proceeds of this issuance were used to refund (refinance) the MICLA Commercial Paper monies borrowed to acquire various capital equipment items (e.g., fleet, fire trucks).

Lessor: Municipal Improvement Corporation of Los Angeles
 Amount of Principal: \$ 40,095,000
 Principal Outstanding, July 1, 2012: 33,065,000
 Final Payment: 2019-20

2012-13 MICLA 2009-C Lease Payment (Capital Equipment Refunding): \$ 4,864,651

21. MICLA Lease Revenue Bonds, Series 2009-D (Recovery Zone Economic Development Bonds)

The proceeds of this issuance were used for capital improvements to several City facilities, including the 7th Street Sweeper Shop Annex Building and the Figueroa Plaza office complex. This issuance consists of taxable bonds that allow the City to receive from the federal government subsidy payments of 45 percent of the interest debt service amounts.

Lessor: Municipal Improvement Corporation of Los Angeles
 Amount of Principal: \$ 21,300,000
 Principal Outstanding, July 1, 2012: 20,525,000
 Final Payment: 2039-40

2012-13 MICLA 2009-D Lease Payment (Recovery Zone Econ. Dev. Bonds): \$ 1,941,878

22. MICLA Lease Revenue Bonds, Series 2009-E (Real Property Refunding)

The proceeds of this issuance were used to refund (refinance) the MICLA Commercial Paper monies borrowed for the construction of the Police Motor Transport Division facility.

Lessor: Municipal Improvement Corporation of Los Angeles
 Amount of Principal: \$ 56,665,000
 Principal Outstanding, July 1, 2012: 55,000,000
 Final Payment: 2039-40

2012-13 MICLA 2009-E Lease Payment (Real Property Refunding): \$ 3,921,825

23. MICLA Lease Revenue Bonds, Series 2010-A (Capital Equipment Refunding)

The proceeds of this issuance were used to refund (refinance) the MICLA Commercial Paper monies borrowed to acquire various capital equipment items (e.g., communication equipment, fleet, trucks).

Lessor: Municipal Improvement Corporation of Los Angeles
 Amount of Principal: \$ 30,355,000
 Principal Outstanding, July 1, 2012: 27,790,000
 Final Payment: 2020-21

2012-13 MICLA 2010-A Lease Payment (Capital Equipment Refunding): \$ 3,803,450

24. MICLA Lease Revenue Bonds, Series 2010-B (Recovery Zone Economic Development Bonds)

The proceeds of this issuance were used to refund (refinance) the MICLA Commercial Paper monies borrowed to acquire various capital equipment items (e.g. fleet, trucks), a fire helicopter and 48 trucks. This issuance consists of taxable bonds that allow the City to receive from the federal government subsidy payments of 45 percent of the interest debt service amounts.

Lessor: Municipal Improvement Corporation of Los Angeles
 Amount of Principal: \$ 49,315,000
 Principal Outstanding, July 1, 2012: 45,165,000
 Final Payment: 2020-21

2012-13 MICLA 2010-B Lease Payment (Recovery Zone Econ. Dev. Bonds): \$ 6,315,823

25. MICLA Lease Revenue Bonds, Series 2010-C (Recovery Zone Economic Development Bonds)

The proceeds of this issuance were used to refund (refinance) the MICLA Commercial Paper monies borrowed for the capital improvements to various City facilities, and to complete capital improvements at El Pueblo, the Figueroa Plaza buildings and Asphalt Plant No. 1. This issuance consists of taxable bonds that allow the City to receive from the federal government subsidy payments of 45 percent of the interest debt service amounts.

Lessor: Municipal Improvement Corporation of Los Angeles
 Amount of Principal: \$ 18,170,000
 Principal Outstanding, July 1, 2012: 17,950,000
 Final Payment: 2040-41

2012-13 MICLA 2010-C Lease Payment (Real Property Refunding): \$ 1,540,669

26. Refunding (Refinancing) of Several MICLAs, Lease Revenue Bonds, Series 2010-D

The proceeds of this issuance were used to refund (refinance) the outstanding debt on several previously issued MICLA bonds, resulting in savings to the City.

Lessor: Municipal Improvement Corporation of Los Angeles
 Amount of Principal: \$ 18,705,000
 Principal Outstanding, July 1, 2012: 13,140,000
 Final Payment: 2015-16

2012-13 MICLA 2010-D (Refunding of MICLAs 2010) Lease Payment: \$ 5,066,625

27. MICLA Series 2011-A (Qualified Energy Conservation Bonds)

The proceeds of this issuance will be used for the energy retrofit of 52 buildings located throughout the City. For the first three years, debt service on these bonds will be paid using federal Energy Efficiency and Conservation Block Grant monies.

Lessor: Municipal Improvement Corporation of Los Angeles
 Amount of Principal: \$ 11,920,000
 Principal Outstanding, July 1, 2012: 11,255,000
 Final Payment: 2028-29

2012-13 MICLA 2011-A Lease Payment (QECPB): \$ ---

28. MICLA Lease Revenue Bonds, Series 2012-A (Capital Equipment Refunding)

The proceeds of this issuance, to be completed in late Spring 2012, will be used to refund (refinance) the MICLA Commercial Paper monies borrowed to acquire various capital equipment items.

Lessor: Municipal Improvement Corporation of Los Angeles
 Amount of Principal: \$ 100,050,000
 Principal Outstanding, July 1, 2012: 100,050,000
 Final Payment: 2021-22

2012-13 MICLA 2012-A Lease Payment (Capital Equipment Refunding): \$ 8,000,000

29. MICLA Lease Revenue Bonds, Series 2012-B (Real Property Refunding)

The proceeds of this issuance, to be completed in late Spring 2012, will be used to refund (refinance) the MICLA Commercial Paper monies borrowed for the capital improvements to various City facilities

Lessor: Municipal Improvement Corporation of Los Angeles
 Amount of Principal: \$ 30,695,000
 Principal Outstanding, July 1, 2012: 30,695,000
 Final Payment: 2041-42

2012-13 MICLA 2012-B Lease Payment (Real Property Refunding): \$ 2,000,000

30. Refunding (Refinancing) of Several MICLAs, Lease Revenue Bonds, Series 2012-C

The proceeds of this issuance, to be completed in late Spring 2012, will be used to refund (refinance) the outstanding debt on several previously issued MICLA bonds, resulting in savings to the City.

Lessor: Municipal Improvement Corporation of Los Angeles
 Amount of Principal: \$ 110,605,000
 Principal Outstanding, July 1, 2012: 110,605,000
 Final Payment: 2031-32

2012-13 MICLA 2012-C (Refunding of MICLAs 2012) Lease Payment: \$ 10,400,000

31. Commercial Paper Program (Lease Revenue Notes)

A Commercial Paper Program was implemented in Spring 2004 to more effectively manage bond issuances and the subsequent expenditure of bond proceeds. The \$7 million lease payment amount reflects an estimate of the debt service to be paid during 2012-13.

Lessor: Municipal Improvement Corporation of Los Angeles

2012-13 Commercial Paper Program Lease Payment: \$ 7,000,000

32. Refunding of Commercial Paper Program

A Commercial Paper Program was implemented in Spring 2004 to more effectively manage bond issuances and the subsequent expenditure of bond proceeds. It is anticipated that a portion of the outstanding Commercial Paper monies will be refunded during 2013-14.

Lessor: Municipal Improvement Corporation of Los Angeles

2012-13 Commercial Paper Program Refunding Lease Payment: \$ ---

33. Los Angeles Convention and Exhibition Center Authority (Lease Revenue Bonds 2003, 2008)

The proceeds of the 2008 issuance were used to refund (refinance) the variable debt that was issued in 2003.

Lessor: Los Angeles Convention and Exhibition Center Authority
 Amount of Principal: \$ 629,850,000
 Principal Outstanding, July 1, 2012: 386,460,000
 Final Payment: 2022-23

2012-13 Los Angeles Convention and Exhibition Center Authority Lease Payment: \$ 48,419,756

34. Debt Service on CDD Projects

In 2003-04, annual debt service on the Lawry's California Center and the Chesterfield Square projects was transferred from the Community Development Department (CDD) to the CFA Fund. Administration of the two projects remains with CDD.

2012-13 Debt Service on CDD Projects: \$ 542,509

35. IBM Main Frame Computer (ITA)

The Information Technology Agency entered into a municipal lease purchase agreement with IBM for the acquisition of a main frame computer. The corresponding lease costs were completed during 2011-12.

2012-13 Debt Service on ITA's IBM Main Frame: \$ ---

36. In-Car Video System (Police)

The Police Department will enter into a municipal lease purchase agreement for the acquisition of an In-Car Video System.

2012-13 Debt Service on the Police In-Car Video System: \$ 2,545,000

37. Motorola Lease Radios (Police)

The Mayor and Council in Fall 2008 authorized the Police Department to acquire 9,300 handheld radios to replace the Department's current inventory (C.F. 08-2605). The acquisition was completed through a municipal lease-purchase agreement with Motorola, Inc.

2012-13 Debt Service on the Police Motorola Lease Radios: \$ 5,754,866

38. Staples Arena (Convention Center Taxable Lease Revenue Bonds, 1998)

The proceeds of this issuance were used to fund a portion of the City's contribution towards the development of the Staples Center, a sports arena adjacent to the Los Angeles Convention Center. Pursuant to a Gap Funding Agreement with the project developer, the developer is obligated to offset all debt service costs from an admissions fee on arena events. Funds for debt service are paid from the Staples Arena Special Fund.

Lessor: Los Angeles Convention and Exhibition Center Authority
 Amount of Principal: \$ 45,580,000
 Principal Outstanding, July 1, 2012: 32,465,000
 Final Payment: 2024-25

2012-13 Staples Arena (1998) Lease Payment: \$ 3,847,863

39. General Administration

Funds are provided for arbitrage calculations, financial advisory services, corporate tax filings and related administrative expenses.

Amount required: \$ 250,000

40. **Trustee Fees**

Funds are provided for trustee services required pursuant to the terms of each project's financing.

\$ 55,000

2012-13 PROPOSED LEASE FINANCING ADMINISTRATION PROGRAM

\$ 212,780,938

2012-13 Proposed MICLA Acquisitions*

<u>Item</u>	<u>Funding</u>
1. Convention Center Parking Control Systems	\$ 1,000,000
2. Fire Computer-Aided Dispatch System	12,000,000
3. Fire Vehicles	14,975,000
4. GSD Vehicle Replacement	15,318,000
5. ITA Network Equipment	1,000,000
6. Police Black & White Vehicles (MICLA Commercial Paper)	6,552,000
7. Police Non-Black & White Vehicles	<u>5,368,000</u>
	TOTAL \$ <u>56,213,000</u>

CAPITAL IMPROVEMENT EXPENDITURE PROGRAM

8. Bridge Improvement Program	\$ 2,000,000
9. Building Equipment Replacement	2,500,000
10. Civic Center Tenant Improvements	2,000,000
11. Figueroa Plaza Capital Improvements	1,000,000
12. Parker Center Environmental Impact Report	1,000,000
13. Public Works Building Capital Repairs	<u>500,000</u>
	TOTAL \$ <u>9,000,000</u>

* **FIRE STATION ALERTING SYSTEM** – A reauthorization of \$5 million in MICLA funding is requested for the replacement of the Fire Station Alerting System. The \$5 million was previously approved, but never spent, as part of the larger Public Safety Systems (PSS) Project that received MICLA funding in 2007-08 and 2008-09. The Fire Station Alerting System allows Fire Dispatch Centers to notify fire station personnel to respond to incidents.

The following items are proposed for MICLA financing during 2012-13:

1. **CONVENTION CENTER PARKING CONTROL SYSTEMS** - Funding in the amount of \$1 million is provided for the acquisition of parking control systems for the South Hall and Venice Street garages.
2. **FIRE COMPUTER-AIDED DISPATCH SYSTEM** - Funding in the amount of \$12 million is provided for the replacement of the Computer-Aided Dispatch (CAD) System. CAD replacement modules include: resource management, geo-processing, integrated Automatic Vehicle Location dispatching, updated Geographical Information Systems mapping, CAD 911 interface, automatic and mutual aid agreement processing, interoperability with other Fire Departments/Agencies and central station alarm system interface.
3. **FIRE VEHICLES** - Funding in the amount of \$14.975 million is provided for the acquisition of various vehicles (e.g. aerial ladder apparatus, ambulances).
4. **GSD VEHICLE REPLACEMENT** - Funding in the amount of \$15.318 million is provided for the acquisition of replacement vehicles for various departments.
5. **ITA NETWORK EQUIPMENT** - Funding in the amount of \$1 million is provided for the acquisition of various items, including routers and switches.
6. **POLICE BLACK & WHITE VEHICLES (MICLA COMMERCIAL PAPER)** - Funding in the amount of \$6.552 million is provided for the acquisition of 117 patrol vehicles. Only short-term debt (commercial paper) will be used to acquire the vehicles. During 2012-13, the Forfeited Assets Trust Fund will be required to repay 25 percent of the \$6.552 million, and the resulting interest costs. In future years, the remaining 75 percent of the \$6.552 million, and the resulting interest costs, will be repaid by the General Fund.
7. **POLICE NON-BLACK & WHITE VEHICLES** - Funding in the amount of \$5.368 million is provided for the acquisition of various vehicles (i.e. non-patrol vehicles).

CAPITAL IMPROVEMENT EXPENDITURE PROGRAM

8. **BRIDGE IMPROVEMENT PROGRAM** – Contingency funding in the amount of \$2 million is provided for the improvement, including seismic work, of various City bridges.
9. **BUILDING EQUIPMENT REPLACEMENT** – Funding in the amount of \$2.5 million is provided for the replacement of various equipment items (e.g. switchgears, HVAC controls, cooling towers).
10. **CIVIC CENTER TENANT IMPROVEMENTS** – Funding in the amount of \$2 million is provided for the completion of tenant improvements and City staff relocation work.
11. **FIGUEROA PLAZA CAPITAL IMPROVEMENTS** – Funding in the amount of \$1 million is provided for improvements to the Figueroa Plaza property (e.g. roof investigation and repair).
12. **PARKER CENTER ENVIRONMENTAL IMPACT REPORT** – Funding in the amount of \$1 million is provided to continue the EIR process for the Parker Center site.
13. **PUBLIC WORKS BUILDING CAPITAL REPAIRS** – Funding in the amount of \$500,000 is provided to begin a capital repair program at the Public Works building (e.g. installation of electrical automatic transfer switches).

ADDITIONAL INFORMATION:

Solid Waste Resources (SWR) Financing Program. Payments in connection with the following financings are budgeted within the Solid Waste Resources Special Revenue Fund (see Special Purpose Fund Schedule No. 2):

In April 2003, the City issued \$47,825,000 for miscellaneous vehicles, automated recycling containers and capital improvements (Sanitation Equipment Charge 2003-A). In December 2003, the City issued \$61,120,000 for miscellaneous vehicles, automated recycling containers and capital improvements (SEC 2003-B). In April 2004, the City issued \$56,230,000 for the acquisition of the Central Los Angeles Recycling and Transfer Station (SEC 2004-A). In July 2005, the City issued \$45,750,000 for miscellaneous vehicles, automated recycling containers and capital improvements (SEC 2005-A). In September 2006, the City issued \$58,370,000 for miscellaneous vehicles and capital improvements (SEC 2006-A). In December 2009, the City issued \$65,020,000 for miscellaneous vehicles and automated recycling containers (Solid Waste Resources 2009-A), and issued \$49,485,000 to refund (refinance) monies that were borrowed in 2001 (SWR 2009-B).

Total Outstanding Revenue Bonds as of July 1, 2012 \$282,200,000

The following is listed for informational purposes only.

**Solid Waste Resources Financings
Debt Service for Outstanding Revenue Bonds**

	2011-12 Budget	2012-13 Proposed Budget	2013-14	2014-15	2015-16
Solid Waste Collection 2003-A	8,465,750	8,431,250	8,406,250	8,384,500	2,100,000
Solid Waste Collection 2003-B	6,594,350	6,458,950	6,361,950	6,376,750	12,488,750
Solid Waste Collection 2004-A	3,049,500	3,219,500	3,337,750	3,351,250	3,524,750
Solid Waste Collection 2005-A	4,639,250	4,644,000	4,641,250	4,641,000	4,637,750
Solid Waste Collection 2006-A	5,658,381	5,624,381	5,569,131	5,586,006	5,551,006
Solid Waste Collection 2009-A	6,102,950	6,099,950	6,101,300	6,103,300	6,103,700
Solid Waste Collection 2009-B	<u>5,562,275</u>	<u>5,564,475</u>	<u>5,565,675</u>	<u>5,561,375</u>	<u>5,563,375</u>
 Subtotal of Debt Service	 <u>\$ 40,072,456</u>	 <u>\$ 40,042,506</u>	 <u>\$ 39,983,306</u>	 <u>\$ 40,004,181</u>	 <u>\$ 39,969,331</u>
Trustee Fees	<u>14,200</u>	<u>14,200</u>	<u>14,200</u>	<u>14,200</u>	<u>14,200</u>
TOTAL	 <u>\$ 40,086,656</u>	 <u>\$ 40,056,706</u>	 <u>\$ 39,997,506</u>	 <u>\$ 40,018,381</u>	 <u>\$ 39,983,531</u>

1. **Solid Waste Collection Program (Revenue Bonds, 2003-A)**

The proceeds of this issuance were used to finance the acquisition of miscellaneous vehicles, automated recycling containers and capital improvements.

Amount of Principal:	\$	47,825,000	
Principal Outstanding, July 1, 2012:		24,625,000	
Final Payment:		2015-16	
2012-13 Lease Payment:			\$ 8,431,250
Trustee Fee Payment:			<u>2,200</u>
Subtotal	\$		<u>8,433,450</u>

2. **Solid Waste Collection Program (Revenue Bonds, 2003-B)**

The proceeds of this issuance were used to finance the acquisition of miscellaneous vehicles, automated recycling containers and capital improvements.

Amount of Principal:	\$	61,120,000	
Principal Outstanding, July 1, 2012:		46,130,000	
Final Payment:		2017-18	
2012-13 Lease Payment:			\$ 6,458,950
Trustee Fee Payment:			<u>2,000</u>
Subtotal	\$		<u>6,460,950</u>

3. **Solid Waste Collection Program (Revenue Bonds, 2004-A)**

The proceeds of this issuance were used to finance the acquisition of the Central Los Angeles Recycling and Transfer Station.

Amount of Principal:	\$	56,230,000	
Principal Outstanding, July 1, 2012:		33,690,000	
Final Payment:		2028-29	
2012-13 Lease Payment:			\$ 3,219,500
Trustee Fee Payment:			<u>2,000</u>
Subtotal	\$		<u>3,221,500</u>

4. **Solid Waste Collection Program (Revenue Bonds, 2005-A)**

The proceeds of this issuance were used to finance the acquisition of miscellaneous vehicles, automated recycling containers and capital improvements.

Amount of Principal:	\$	45,750,000	
Principal Outstanding, July 1, 2012:		31,780,000	
Final Payment:		2018-19	
2012-13 Lease Payment:			\$ 4,644,000
Trustee Fee Payment:			<u>2,000</u>
Subtotal	\$		<u>4,646,000</u>

5. **Solid Waste Collection Program (Revenue Bonds, 2006-A)**

The proceeds of this issuance were used to finance capital improvements and the acquisition of miscellaneous vehicles.

Amount of Principal:	\$	58,370,000	
Principal Outstanding, July 1, 2012:		51,770,000	
Final Payment:		2023-24	
2012-13 Lease Payment:			\$ 5,624,381
Trustee Fee Payment:			<u>2,000</u>
Subtotal	\$		<u>5,626,381</u>

6. **Solid Waste Collection Program (Revenue Bonds, 2009-A)**

The proceeds of this issuance were used to finance the acquisition of automated recycling containers and miscellaneous vehicles.

Proposed Amount of Principal:	\$	65,020,000	
Principal Outstanding, July 1, 2012:		57,350,000	
Final Payment:		2021-22	
2012-13 Lease Payment:			\$ 6,099,950
Trustee Fee Payment:			<u>2,000</u>
Subtotal	\$		<u>6,101,950</u>

7. **Solid Waste Collection Program (Refunding Revenue Bonds, 2009-B)**

The proceeds of this issuance refunded (refinanced) the monies that were borrowed in 2001, resulting in savings to the Solid Waste Resources Special Revenue Fund.

Proposed Amount of Principal:	\$	49,485,000	
Principal Outstanding, July 1, 2012:		36,855,000	
Final Payment:		2019-20	
2012-13 Lease Payment:			\$ 5,564,475
Trustee Fee Payment:			<u>2,000</u>
Subtotal	\$		<u>5,566,475</u>

2012-13 PROPOSED SWR FINANCING PROGRAM **\$ 40,056,706**

CAPITAL IMPROVEMENT EXPENDITURE PROGRAM

BASIS FOR THE PROPOSED BUDGET

SUMMARY

The 2012-13 Proposed Budget for the Capital Improvement Expenditure Program relates to current year funding as follows:

	General Fund	Special Funds	Total	Other Funds *
2011-12 Adopted Budget	\$ 6,510,000	\$ 143,670,271	\$ 150,180,271	\$ 117,000,000
2012-13 Proposed Budget	\$ 7,510,000	\$ 167,780,201	\$ 175,290,201	\$ -
Change from 2011-12 Budget	\$ 1,000,000	\$ 24,109,930	\$ 25,109,930	\$ (117,000,000)
% Change	15.4%	16.8%	16.7%	(100.0%)

* Other funds consist of GO Bonds, MICLA financing and Solid Waste Resources Revenue Fund. The amounts from these funds are provided for informational purposes only. Cumulative projected funding for the Los Angeles River Revitalization Project is no longer included in this table.

The Proposed Capital Improvement Expenditure Program (CIEP) provides for the utilization of special funds which are restricted to the construction or improvement of permanent facilities and General Fund financing of necessary capital improvements for which special fund financing is unavailable or ineligible.

The City's financial policies adopted in 2005-06 recommend the programming of one percent of General Fund revenue to fund capital or infrastructure improvements. For 2012-13, General Fund revenues are projected to be \$4.538 billion, resulting in a one percent target totaling \$45.38 million. The 2012-13 Proposed CIEP General Fund financing totals \$7.51 million (0.17 percent), which is below the one percent target by \$37.87 million.

The projects proposed for funding in the CIEP were selected on a priority basis using criteria such as: (1) recognition of safety or environmental needs; (2) commitment to or coordination with the activities of other agencies; (3) additional service requirements for growing areas; (4) participation with citizens in the funding of assessment act projects; (5) completion or continuation of previously authorized work; (6) protection of previous investment in public works; (7) provision of efficient facilities to support ongoing operations; and, (8) maximization of grant funds.

The CIEP has been separated into three sections for purposes of presentation. Following the summary information is the **Municipal Facilities** category, which includes the construction or improvement of City-owned structures and facilities such as parks, libraries, fire and police stations, yards and shops. Funds for these projects are provided from the General Fund and various special funds. Not included in the Summary Total are projects funded from General Obligation Bonds (GO Bonds), the Solid Waste Resources Revenue Fund (formerly the Sanitation Equipment Charge Revenue Fund), or lease financing through the Municipal Improvement Corporation of Los Angeles (MICLA), which are handled outside the budget.

Following the Municipal Facilities Category is the **Physical Plant** category, which includes a variety of street-related projects primarily funded by Measure R funds. Additional funds are provided by the Local Transportation Fund, Gas Tax Fund, Stormwater Pollution Abatement Fund, Street Lighting Maintenance Assessment Fund, General Fund and bond proceeds from Proposition O. These funds will provide for the following types of projects: flood control and pollution abatement, storm damage repair, street widening and reconstruction, street lighting, traffic control, bikeways and water quality improvement.

Following the Physical Plant Category is the Clean Water System Improvement Program (CWSIP), which includes the **Clean Water Program Facilities** projects funded from the Sewer Construction and Maintenance Fund. The CWSIP has been developed as a separate program to reflect the conversion to an enterprise operation to support revenue bonds.

The proposed sources of funds for the Capital Improvement Expenditure Program and the change from the 2011-12 Budget are as follows:

Fund	2011-12 Adopted Budget	Change	2012-13 Proposed Budget
General Fund	\$ 6,510,000	\$ 1,000,000	\$ 7,510,000
Measure R Local Return	-	11,930,265	11,930,265
Special Gas Tax Street Improvement Fund [1]	17,712,122	(13,696,122)	4,016,000
Stormwater Pollution Abatement Fund [2]	1,063,000	137,000	1,200,000
Local Transportation Fund	7,164,209	(530,273)	6,633,936
Special Parking Revenue Fund	-	1,000,000	1,000,000
Street Lighting Maintenance Assessment Fund	1,530,940	969,060	2,500,000
Sewer Construction and Maintenance Fund	115,000,000	24,300,000	139,300,000
Park & Recreational Sites and Facilities Fund	<u>1,200,000</u>	<u>-</u>	<u>1,200,000</u>
Total General Fund and Special Funds	<u>\$ 150,180,271</u>	<u>\$ 25,109,930</u>	<u>\$ 175,290,201</u>
MICLA - Municipal Facilities [3]	\$ -	\$ 9,000,000	\$ 9,000,000
GO Bonds - Physical Plant [3]	<u>117,000,000</u>	<u>(117,000,000)</u>	<u>-</u>
Total Other Funds	<u>\$ 117,000,000</u>	<u>\$ (108,000,000)</u>	<u>\$ 9,000,000</u>

The following table sets forth the proposed CIEP for 2012-13 by project category with a comparison to the 2011-12 program:

2012-13 CAPITAL IMPROVEMENT EXPENDITURE PROGRAM

Municipal Facilities Projects	2011-12 Adopted Budget	Change	2012-13 Proposed Budget
Arts and Cultural Opportunities	\$ 50,000	\$ 50,000	\$ 100,000
Buildings & Facilities	6,460,000	450,000	6,910,000
Parking Facilities	-	1,000,000	1,000,000
Recreational Opportunities	<u>1,200,000</u>	<u>-</u>	<u>1,200,000</u>
Total - Municipal Facilities	<u>\$ 7,710,000</u>	<u>\$ 1,500,000</u>	<u>\$ 9,210,000</u>

	2011-12 Adopted Budget	Change	2012-13 Proposed Budget
Physical Plant Projects [4]			
Street Repair and Improvement	\$ 12,937,122	\$ (3,935,857)	\$ 9,001,265
Street Lighting	5,205,940	2,014,060	7,220,000
Bikeways & Pedestrian Improvements [5]	7,164,209	1,069,727	8,233,936
Traffic Control	100,000	25,000	125,000
Miscellaneous	-	-	-
Storm Drains	1,063,000	137,000	1,200,000
Bridges & Grade Separations	-	-	-
Contingencies - Gas Tax Construction [6]	<u>1,000,000</u>	<u>-</u>	<u>1,000,000</u>
 Total - Physical Plant	 <u>\$ 27,470,271</u>	 <u>\$ (690,070)</u>	 <u>\$ 26,780,201</u>
 Clean Water Facilities Projects	 <u>\$ 115,000,000</u>	 <u>\$ 24,300,000</u>	 <u>\$ 139,300,000</u>
 TOTAL CAPITAL IMPROVEMENT EXPENDITURE PROGRAM	 <u>\$ 150,180,271</u>	 <u>\$ 25,109,930</u>	 <u>\$ 175,290,201</u>

- [1] The City Administrative Officer may approve changes in the planned utilization of funds between the Special Gas Tax Street Improvement Fund, the Measure R Local Return Fund and the Proposition C Fund for Street Projects, and may approve transfers of Contingencies - Gas Tax Construction Account to eligible Street Projects listed for Proposition C and/or Measure R Local Return funding.
- [2] The Director of the Bureau of Sanitation may approve modifications to the planned utilization of funds within the Capital Improvement Expenditure Program for the Stormwater Pollution Abatement Fund. The Mayor and the Council must approve any modification exceeding \$250,000.
- [3] MICLA, GO Bonds (including bonds authorized by Proposition O) and Solid Waste Resources Revenue Fund amounts are provided for informational purposes only.
- [4] The City Administrative Officer may approve transfers within the same fund of \$25,000 or 25 percent of project amounts (whichever is greater), not to exceed \$100,000, to or between eligible capital improvement projects or accounts approved by the Mayor and City Council.
- [5] Subject to receipt of actual funds from the Los Angeles County Metropolitan Transportation Authority.
- [6] The City Administrative Officer may approve transfers of any amount from the Contingencies - Gas Tax Construction Account to any project listed in the Special Gas Tax Street Improvement Fund or Measure R Local Return Fund or any project previously approved by the Mayor and City Council in the Special Gas Tax Street Improvement Fund.

Note: Calculation for one-percent of General Fund revenue dedicated to capital expenditures pursuant to City of Los Angeles Financial Policies:

General Fund Revenue Included in Proposed Budget	\$ 4,537,918,000	
One-Percent of General Fund for Capital Expenditures	45,379,180	
General Fund Capital Expenditures Included in Proposed Budget		
Municipal Facilities	7,010,000	
Physical Plant	500,000	
Included in Bureau of Street Services Budget		
Sidewalk Access Ramps	--	
50/50 Sidewalk Repair	--	
Regular Sidewalk Repair	--	
Street Resurfacing	--	
Off-Grade Gutter Repair	--	
 GENERAL FUND TOTAL	 \$ 7,510,000	 0.17%

THIS PAGE INTENTIONALLY LEFT BLANK

CAPITAL IMPROVEMENT EXPENDITURE PROGRAM

BASIS FOR THE PROPOSED BUDGET

MUNICIPAL FACILITIES

The 2012-13 Proposed Budget for the Municipal Facilities Capital Improvement Expenditure Program (CIEP) relates to current year funding as following:

	General Fund	Special Funds	Total Budget	Other Funds*	Total Program
2011-12 Adopted Budget	\$ 6,510,000	\$ 1,200,000	\$ 7,710,000	\$ 52,546,857	\$ 60,256,857
2012-13 Proposed Budget	\$ 7,010,000	\$ 21,152,000	\$ 28,162,000	\$ 123,800,000	\$ 151,962,000
Change from 2011-12 Budget	\$ 500,000	\$ 19,952,000	\$ 20,452,000	\$ 71,253,143	\$ 91,705,143
Percent Change	7.7%	1662.7%	265.3%	135.6%	152.2%

* Other funds consist of funding for the Los Angeles River Revitalization projects from various sources. These funds are provided for informational purposes only.

The total 2012-13 program cost for municipal facilities capital improvements is approximately \$152 million. The program cost consists of \$7 million in General Fund appropriations, \$21.2 million in special fund appropriations, and \$123.8 million from the Los Angeles River Program.

Continuous municipal facilities capital projects include:

- Critical infrastructure repairs and improvements to address maintenance, health, and safety issues at a number of City facilities. Repairs include roof repair, lead-paint removal, asbestos removal, fire/life-safety system upgrades, elevator modernization and upgrades of various other building systems. Funding is provided for only the most critical infrastructure repairs.
- Assessment and clean up of contaminated soil at City facilities, such as fueling locations and parks.

Current major capital projects include:

- Bridge replacement of the Sixth Street Viaduct to be completed by 2017.
- Construction of the Rainforest of the Americas Exhibit at the Los Angeles Zoo to be completed by April 2013.
- Design and construction of a new Northeast Police Station to be completed by August 2015.
- Improvements to the Los Angeles Police Academy to be completed by September 2015.
- Design and construction of a two new fire stations (Nos. 7 and 39) to be completed by 2015.

City Municipal Facilities projects financed by the General Fund are subject to a one percent assessment for the arts (Ordinance No. 164,244). The assessment is due on the total cost of construction, improvement or remodeling work for each CIEP project. The 2012-13 CIEP contains \$100,000 from the General Fund to comply with this mandate.

The following table details the proposed amount by funding source for the 2012-13 Municipal Facilities CIEP. The program is organized into seven sections based on these funding sources:

2012-13 Proposed Amount by Funding Source

Fund	2012-13 Amount
General Fund	\$ 7,010,000
Park and Recreational Sites and Facilities Fund	1,200,000
Special Parking Revenue Fund	1,000,000
Sub-Total Budget	<u>\$ 9,210,000</u>
MICLA Financing	\$ 9,000,000
Solid Waste Resources Revenue Fund	9,952,000
Los Angeles River Revitalization Projects	123,800,000
Sub-Total Other Funds	<u>\$ 142,752,000</u>
Total Program	<u>\$ 151,962,000</u>

The category rankings for all projects are based on the following criteria. Projects may qualify under multiple categories. Category rankings are in priority order:

- Category 1 Projects that eliminate or mitigate health and safety hazards to City employees or the public (landfills, asbestos removal, toxic waste).
- Category 2 Projects that are Federal, State, or otherwise legally-mandated.
- Category 3 Projects that may have been previously designed and are ready for construction; projects that will have an immediate payback or are fee supported; or projects that cannot be postponed.
- Category 4 Projects that improve work site efficiency or projects that have high benefit but could be postponed.
- Category 5 Projects that are highly desirable, but optional.

GENERAL FUND

The capital improvements listed in this section are funded through General Fund appropriations.

CATEGORY	PROJECT TITLE	ACTIVITY*	2012-13 AMOUNT
1, 2	Building Hazard Mitigation	C	\$ 1,000,000

Funding is provided for the continued removal of unanticipated asbestos, lead paint, lead and mold hazards encountered during maintenance and construction in City buildings. This work includes hazard removal around pipe chases, air-conditioning chiller casings, roofing materials and floor tiles. Re-insulation costs are also included.

1	Civic Center Buildings Power Improvements Study	PP	\$ 850,000
----------	--	-----------	-------------------

Funding is provided to perform a study to improve the stability of the City Hall East (CHE) electrical system. The study will identify necessary power improvements within CHE as well as mechanical systems in City Hall and City Hall South that are interrelated with CHE power systems.

1, 2	Citywide Elevator Repairs	C	\$ 850,000
-------------	----------------------------------	----------	-------------------

Funding is provided for the continued repair and upgrade of elevators at City-owned buildings. Only replacement of obsolete equipment, that is no longer operational due to lack of spare parts or that cannot be repaired in a timely manner, will be done.

1	Citywide Infrastructure Improvements	C	\$ 1,700,000
----------	---	----------	---------------------

Funding is provided to continue to address health and safety-related infrastructure issues on a Citywide basis. The list of projects includes safety and security repairs, air-conditioning, water supply systems, fixtures and other critical maintenance items.

1	Citywide Roof Repairs	C	\$ 800,000
----------	------------------------------	----------	-------------------

Funding is provided for continued roof repairs at City facilities with the most critical problems.

1	Citywide Yards and Shops Masterplan	PP	\$ 500,000
----------	--	-----------	-------------------

Funding is provided to conduct a master plan study of the City's service yards and shops. The study will include an assessment and inventory of the City's service yards and shops as well as make recommendations on how to best organize them. Proposed solutions will also include consideration of the City's "regional and/or local community needs" for these services.

2	Contaminated Soil Removal/Mitigation	C	\$ 810,000
----------	---	----------	-------------------

Funding is provided to continue consultant soils analyses of contaminated sites and technical expertise in preparing mitigation plans for regulatory approval. Funding is also provided for assessments and clean-up plans, contaminated soil clean up at City facilities such as fueling locations, and continued in-house site assessments when needed.

2	Fire Life Safety Building Systems (Reg. 4)	C	\$ 400,000
----------	---	----------	-------------------

Funding is provided to perform Fire Department Regulation 4 testing, repair, replacement and certification of mandated fire/life safety, alarm, and monitoring systems in 247 City buildings.

* "PP" indicates preliminary study. "D" indicates design. "C" indicates construction work. "R/W" indicates land or building acquisition.

General Fund (continued)

2	One Percent for the Arts	C	\$ 100,000
----------	---------------------------------	----------	-------------------

Funds are provided for the one-percent assessment on General Fund projects. The construction portion of the City's capital improvement program is subject to a one-percent assessment for the arts. Projects funded through special funds or through MICLA financing will be assessed separately. Fee assessments on General Fund projects are transferred to the Arts and Cultural Facilities and Services Trust Fund on an annual basis.

Subtotal General Fund	<u>\$ 7,010,000</u>
------------------------------	----------------------------

* "PP" indicates preliminary study. "D" indicates design. "C" indicates construction work. "R/W" indicates land or building acquisition.

MICLA-ISSUED FINANCING

Proceeds from the issuance by MICLA of certificates of participation or other types of debt financing will be used to finance the projects listed below. The debt service payments associated with these types of financing will be funded by the City through an annual appropriation of General or Special Funds. The recommended amounts shown are based on current estimates. Actual issuance will reflect current market rates and related circumstances at that time and will most likely differ from the amounts shown here.

The following Municipal Facilities projects have been proposed for MICLA-issued financing.

CATEGORY	PROJECT TITLE	ACTIVITY*	2012-13 AMOUNT
3	Bridges Improvement Program – Contingency/Matching Funds	C	\$ 2,000,000

Funding is provided as a contingency for the Bridge Improvement Program. This funding will be used as the match to federal Highway Bridge Program funds at a rate of approximately nine to one. A financial analysis of the overall cost of the 60 project program and a cost-to-complete analysis of the remaining 27 projects was completed in March 2012. The analysis identified a program shortfall of \$15.4 million which will be addressed incrementally over the next seven years through the program completion in 2019. It is proposed that this shortfall be addressed through multi-year appropriations starting in 2012-13.

1, 2	Building Equipment Lifecycle Replacement	C	\$ 2,500,000
-------------	---	----------	---------------------

Funding is provided for the systematic replacement of aging, obsolete, and end-of-life-cycle building equipment. The funding will enable the Department of General Services to perform critical replacement of switchgear at the Southeast District Maintenance Yard, Standards Test Labs, 7th Street Facility, Central Refuse Equipment Repair Yard and the Cahuenga Pass Service Yard. In addition, switchgear, HVAC controls and cooling towers will be replaced at the West Los Angeles Municipal Building. A yard boiler will be replaced at the South District Maintenance Yard and fan coils will be replaced at the Piper Technical Center.

1	Civic Center Tenant Work	C	\$ 2,000,000
----------	---------------------------------	----------	---------------------

Funding is provided for various tenant improvements and City staff relocations in accordance with the City's Space Optimization Plan and as recommended by the Municipal Facilities Committee. The plan contains backfill options over the next five fiscal years that will reduce the City's use of outside leases.

1	Figueroa Plaza Capital Repairs	C	\$ 1,000,000
----------	---------------------------------------	----------	---------------------

Funding is provided to continue the \$15 million capital repair program at Figueroa Plaza. This is the sixth year of an eight year program. Including 2012-13, a total of \$12 million has been allocated. Some of the work completed includes elevator modernization, fire/life/safety, cooling tower replacement, chiller replacement and various mechanical electrical and concrete repairs in the parking areas. The \$1 million will be used for essential water intrusion or "curtain wall" work. This includes the removal and replacement of sealant at granite panels and granite to windows for both tower buildings as well as roof investigation and/or repair.

1, 2	Parker Center	PP	\$ 1,000,000
-------------	----------------------	-----------	---------------------

Funding is provided to continue the environmental impact report (EIR) process for the Parker Center site which is necessary to provide the City with options for future uses of the site.

"PP" indicates preliminary study. "D" indicates design. "C" indicates construction work. "R/W" indicates land or building acquisition.

MICLA Financing (continued)

1	Public Works Building- Capital Repair Program	C	\$ 500,000
----------	--	----------	-------------------

Funding is provided to begin a capital repair program at the Public Works Building (PWB). In 2004, the City acquired the PWB and completed a full renovation of the facility in 2008. As part of the Public Works Consolidation Plan, executive, administrative and support functions from the various Bureaus completed their relocation to the building during 2011-12. The funding will be used to establish a Capital Repair Program to address capital needs at the building and install two automatic transfer switches at the PWB.

Subtotal MICLA Financing	<u>\$ 9,000,000</u>
---------------------------------	----------------------------

* "PP" indicates preliminary study. "D" indicates design. "C" indicates construction work. "R/W" indicates land or building acquisition.

PARK AND RECREATIONAL SITES AND FACILITIES FUND

Funding for the capital improvements at Department of Recreation and Parks facilities are generated by a dwelling unit tax assessed on new construction in the City.

CATEGORY	PROJECT TITLE	ACTIVITY*	2012-13 AMOUNT
3	Various Recreation and Parks Facilities	C	\$ 1,200,000

Funding is provided to construct and complete various projects that have already been approved and are under construction. These funds will also be used to offset known project shortfalls. Allocations to specific projects are subject to approval by the Mayor and City Council.

Subtotal Park and Recreational Sites and Facilities Fund **\$ 1,200,000**

* "PP" indicates preliminary study. "D" indicates design. "C" indicates construction work. "R/W" indicates land or building acquisition.

SPECIAL PARKING REVENUE FUND

Revenue from parking meters and off-street parking facilities fund the capital improvements to the parking meter system and facilities.

CATEGORY	PROJECT TITLE	ACTIVITY*	2012-13 AMOUNT
1, 2	Parking Lot Filtration Installation	D, C	\$ 1,000,000

Funding is provided to complete design and/or construction of upgrades to existing City off-street parking lots to meet State-mandated filtration requirements.

Subtotal Special Parking Revenue Fund	<u>\$ 1,000,000</u>
--	----------------------------

* "PP" indicates preliminary study. "D" indicates design. "C" indicates construction work. "R/W" indicates land or building acquisition.

SOLID WASTE RESOURCES REVENUE FUND

Proceeds from the issuance of certificates of participation or other types of debt financing will be used to finance the projects listed below. The debt service associated with this financing will be funded through the Solid Waste Resources Revenue Fund.

CATEGORY	PROJECT TITLE	ACTIVITY*	2012-13 AMOUNT
1, 2	CLARTS – Safety Improvements and Stormwater Management Compliance	D, C	\$ 3,952,000

Funding is provided to bring the Central Los Angeles Recycling and Transfer Station (CLARTS) into compliance with State and local stormwater management regulations.

2, 3	West Los Angeles Maintenance CNG Facility Upgrade	D, C	\$ 6,000,000
-------------	--	-------------	---------------------

Funding is provided to retrofit the maintenance facility at the West Los Angeles Sanitation Yard to be able to service CNG refuse collection vehicles. Retrofits are required to meet applicable rules and regulation for maintaining CNG vehicles. The work will consist of electrical work, installation of alarms and methane detection system, upgrade/addition of heaters, ventilation, and air-conditioning, structural improvements to the building and ceiling work.

Subtotal Solid Waste Resources Revenue Fund	<u>\$ 9,952,000</u>
--	----------------------------

* "PP" indicates preliminary study. "D" indicates design. "C" indicates construction work. "R/W" indicates land or building acquisition.

GENERAL OBLIGATION BONDS

General Obligation Bonds represent an indebtedness of the City secured by its full faith and credit. An ad valorem tax on real property is levied to pay the principal and interest on General Obligation Bonds. The projects listed include the renovation and construction of police facilities, fire facilities, animal shelters, branch libraries and zoo facilities. The reinforcement, renovation and replacement of City-owned seismically deficient bridges and buildings and the installation of fire/life safety systems in City buildings are also included. This section typically identifies the anticipated bond issuance for 2012-13 for voter-approved General Obligation Bond projects. However, there will be no issuance of General Obligation Bonds this fiscal year for Municipal Facilities projects.

CATEGORY	PROJECT TITLE	ACTIVITY*	2012-13 AMOUNT
1, 2	Fire Facilities Bond Program	R/W, D, C	No Issuance

In November 2000, the voters approved Proposition F, which authorized the issuance of \$378.5 million in General Obligation Bonds to finance the construction and expansion of 19 neighborhood fire/paramedic stations and an emergency air operations/helicopter maintenance facility. Bonds were issued in 2001-02 (\$113.1 million), 2002-03 (\$49.2 million), 2003-04 (\$97 million), 2005-06 (\$89.8 million) and 2006-07 (\$29.4 million). To date, all bonds authorized by voters have been issued. Of 20 original fire facility projects authorized by the voters, 19 will be completed by the end of 2011-12. The remaining project is Fire Station 82, which is expected to be completed by October 2012. Additionally, in April and September 2009, the Mayor and Council approved two new projects to replace Fire Stations 7 and 39 using accrued interest and program savings. Fire Station 7 is in the design stage and Fire Station 39 is in the land acquisition stage. Both projects should be completed in 2014-15.

CATEGORY	PROJECT TITLE	ACTIVITY*	2012-13 AMOUNT
1, 2	Animal Facilities Bond Program	D, C	No Issuance

In November 2000, the voters approved Proposition F, which authorized the issuance of \$154.1 million in General Obligation Bonds to finance the construction and refurbishment of eight animal shelters. Bonds were issued for land acquisition, design and construction in 2001-02 (\$36.7 million), 2002-03 (\$31 million), 2003-04 (\$75.4 million) and 2006-07 (\$11 million). To date, all bonds authorized by voters have been issued. Of the eight animal shelter projects, seven have been completed. The remaining project is the South Los Angeles Animal Shelter project which is scheduled to be completed in July, 2012. Additionally, the Mayor and Council have authorized a \$14.2 million Phase II program of capital improvements at the various animal shelters using accrued interest and program savings. The largest of the Phase II projects is at the North Central Animal Shelter. In 2012-13, work will commence on the North Central Animal Shelter. The construction work will be divided into two phases, with demolition of the interior space commencing September 2012, followed by renovation of the facility starting in March 2013.

CATEGORY	PROJECT TITLE	ACTIVITY*	2012-13 AMOUNT
1	Police-Fire-Paramedic Citywide Security	D, C	No Issuance

In March 2002, the voters approved Proposition Q, which authorized the issuance of \$600 million in General Obligation Bonds to finance the replacement of emergency response facilities and police stations and the repair of existing police and fire facilities. Including bond premiums, a total of \$616.3 million in bonds were issued as follows: 2002-03 (\$155.6 million), 2003-04 (\$70 million), 2004-05 (\$374.4 million) and 2006-07 (\$16.3 million). All bonds authorized by voters have been issued. To date, all original construction projects have been completed. Four new Phase II police facility renovation projects have been authorized and are anticipated to be completed by 2014-15.

* "PP" indicates preliminary study. "D" indicates design. "C" indicates construction work. "R/W" indicates land or building acquisition.

GENERAL OBLIGATION BONDS (cont.)

CATEGORY	PROJECT TITLE	ACTIVITY*	2012-13 AMOUNT
1, 2	Seismic Improvement Bond Program	D, C	No Issuance

In June 1990, the voters approved Proposition G, which authorized the issuance of \$376 million in General Obligation Bonds to reinforce, renovate and replace City-owned seismically deficient bridges and buildings. The identified structures were retrofitted to be in full compliance with all building codes. The seismic retrofit work included asbestos removal, modifications to facilitate disabled access and building renovations to enhance structural stability. All bonds authorized by voters have been issued. The Building Program is nearing completion and the only remaining project, Barnsdall Park, is currently under construction. The Bridge Improvement Program originally included the retrofit of 59 bridges located through the City. However, in 2011, the City Council deobligated and placed on hold eight bridge projects due to lack of staffing and financial resources. In 2012, the construction component of the First Street Viaduct was added to the program, for a revised total of 52 bridge upgrades throughout the City. Retrofit of 25 bridges has been completed and 15 bridges will be under construction in 2012-13. The program is expected to be completed by 2019.

CATEGORY	PROJECT TITLE	ACTIVITY*	2012-13 AMOUNT
1, 2	Branch Library Bond Construction Program - 1998	D, C	No Issuance

In November 1998, the voters approved Proposition DD, which authorized the issuance of \$178.3 million in General Obligation Bonds to finance the new construction and/or renovation of various branch libraries. The bonds were issued as follows: 1998-99 (\$53.4 million), 1999-2000 (\$88.4 million) and 2000-01 (\$36.5 million). Originally, there were 32 projects in this construction program. Four additional projects were added to the program by the City Council in June 2004 for a total of 36 projects. All projects have been completed. The Library Bond Program is in the process of being closed-out.

CATEGORY	PROJECT TITLE	ACTIVITY*	2012-13 AMOUNT
1	Los Angeles Zoo Improvement Program	D, C	No Issuance

In November 1998, the voters approved Proposition CC, which authorized the issuance of \$47.6 million in General Obligation Bonds to finance the design and construction of major zoo projects and infrastructure repairs. The bonds were issued as follows: 1999-00 (\$6.5 million), 2001-02 (\$15 million) and 2002-03 (\$26.1 million). Of the 12 projects funded by Proposition CC, 11 projects are complete and the remaining project in construction is the Rainforest of the Americas. This project is expected to be completed by April 2013.

* "PP" indicates preliminary study. "D" indicates design. "C" indicates construction work. "R/W" indicates land or building acquisition.

LOS ANGELES RIVER REVITALIZATION PROJECTS

CATEGORY	PROJECT TITLE	ACTIVITY*	2012-13 AMOUNT
1	Los Angeles River Revitalization Program	PP, D, C	\$ 123,800,000 **

This program includes all capital projects relating to or adjacent to the Los Angeles River. For 2012-13, there are 37 on-going capital projects totaling approximately \$1.06 billion. Eighteen of these projects are bridges which traverse the Los Angeles River and its tributaries. The remaining projects include recreational bike paths, parks and facilities, riparian system restoration and the implementation of the Los Angeles River Revitalization Master Plan. The total estimated expenditure for 2012-13 is \$123.8 million. Funding for these projects is provided through a variety of funding sources. A listing of the projects is provided in the latter portion of this Section.

Sub-total Los Angeles River Revitalization Program **\$ 123,800,000**

* "PP" indicates preliminary study. "D" indicates design. "C" indicates construction work. "R/W" indicates land or building acquisition.

** The funding amount represents total project costs for all Los Angeles River Revitalization Projects that are active during the 2012-13 fiscal year.

**2012-13 MUNICIPAL FACILITIES
CAPITAL IMPROVEMENT EXPENDITURE PROGRAM
LISTING OF PROJECTS BY USER DEPARTMENT OR PROJECT CATEGORY**

DEPARTMENT/CATEGORY	PROJECT	2012-13 AMOUNT
BUILDINGS & FACILITIES	Building Equipment Lifecycle Replacement	2,500,000
	Building Hazard Mitigation	1,000,000
	Civic Center Buildings Power Improvements Study	850,000
	Citywide Elevator Repairs	850,000
	Citywide Infrastructure Improvements	1,700,000
	Citywide Roof Repair	800,000
	Contaminated Soil Removal	810,000
	Fire Life Safety Building Systems (LAFD Reg. 4)	400,000
BRIDGES PROGRAMS	Bridges Improvement Program	2,000,000
	Contingency/Matching Funds	
CULTURAL AFFAIRS	One Percent for Arts	100,000
LOS ANGELES RIVER	Revitalization Projects	123,800,000
MISCELLANEOUS FACILITIES	Civic Center Tenant Work	2,000,000
	Figueroa Plaza Capital Repairs	1,000,000
	Parker Center	1,000,000
	Public Works Building – Capital Repair Program	500,000
OFF-STREET PARKING LOTS	Parking Lot Improvements	1,000,000
RECREATION AND PARKS	Various Recreation and Park Facilities	1,200,000
YARDS-SANITATION	Alternative Fuel Infrastructure - WLA Yard Retrofit	6,000,000
	CLARTS – Safety Improvements and/ Stormwater Management Compliance	3,952,000
YARDS-VARIOUS	Citywide Yards and Shops Masterplan	500,000
TOTAL CAPITAL IMPROVEMENT EXPENDITURE PROGRAM		<u>\$ 151,962,000</u>

THIS PAGE INTENTIONALLY LEFT BLANK

CAPITAL IMPROVEMENT EXPENDITURE PROGRAM

BASIS FOR THE PROPOSED BUDGET

PHYSICAL PLANT

The 2012-13 Proposed Budget for the Capital Improvement Expenditure Program (CIEP) relates to current year funding as follows:

	General Fund	Special Funds	Total	Other Funds *
2011-12 Adopted Budget	\$ -	\$ 27,470,271	\$ 27,470,271	\$ 117,000,000
2012-13 Proposed Budget	\$ 500,000	\$ 26,280,201	\$ 26,780,201	\$ -
Change from 2011-12 Budget	\$ 500,000	\$ (1,190,070)	\$ (690,070)	\$ (117,000,000)
% Change	100.0%	(4.3%)	(2.5%)	(100.0%)

* Other funds consist of General Obligation Bonds. The amount is provided for informational purposes only.

The major funding source for the CIEP is from local sales taxes generated by Measure R with contributions from State Gas Taxes, the Local Transportation Fund, the Street Lighting Maintenance Assessment Fund, the Stormwater Pollution Abatement Fund and the General Fund. The CIEP includes:

- Funding of \$1.2 million from the Stormwater Pollution Abatement Fund is provided for 5 flood control projects;
- Funding in the amount of \$9 million is provided for street repair and for street safety related projects. Measure R provides \$6.23 million, Gas Taxes provide \$2.27 million and the General Fund provides \$0.5 million;
- Local Transportation Fund financing in the amount of \$6.63 million is provided to continue the design and construction of City bikeway projects. The funds are provided in a reserve account (Projects to be Designated by Ordinance or Resolution), as specific projects will not be identified until after the start of the fiscal year when project applications will be submitted to the Los Angeles County Metropolitan Transportation Authority; and,
- Funding in the amount of \$7.2 million is provided for street lighting projects required for public safety. The Street Lighting Maintenance Assessment Fund (Assessment Fund) provides \$2.5 million for these projects. Funding for projects that can not be funded from the Assessment Fund is provided by the Measure R Local Return Fund (\$4.1 million) and the Gas Tax Fund (\$0.6 million).

While the CIEP consists of multiple projects to repair street and transportation infrastructure, this year the Proposed Budget also provides significant funding to prevent the creation of more significant and/or expensive future repairs. It is expected that timely maintenance, repair and replacement work will protect the public and reduce overall costs to the capital program. For example: \$5.1 million is provided to perform important safety work in tunnels; \$75,000 is provided to seal concrete bridges and reduce the rate of deterioration; and, \$0.5 million is provided to repair and replace berms to reduce the need to fund more expensive bulkheads (\$0.3 to \$0.5 million each) in the future.

Proceeds resulting from bonds issued and authorized through Proposition O will also provide funding for projects approved by the City Council and Mayor. Proposition O was approved in November 2004 and authorized the issuance of \$500 million in General Obligation Bonds. A total of \$439.5 million in bonds has been issued to fund water quality improvement projects. The amount remaining to be issued is \$60.5 million. Over 2012-13, the City will be spending down existing bond proceeds. Oversight and direction of the program is provided by a five-member Administrative Oversight Committee consisting of representatives from the Offices of the City Administrative Officer, the Chief Legislative Analyst, and the Mayor, the Department of Water and Power, and the Board of Public Works. Monitoring of the program is also provided by a nine-member Citizens Oversight Advisory Committee consisting of four members appointed by the Mayor and five members appointed by the City Council President.

CIEP – Physical

	2011-12 Adopted Budget	2012-13 Proposed Budget
STORMWATER PROJECTS	\$ 1,063,000	\$ 1,200,000
Funds are provided from the Stormwater Pollution Abatement Fund for five flood control projects.		
Total – Stormwater Projects	<u>\$ 1,063,000</u>	<u>\$ 1,200,000</u>
STREET PROJECTS		
Street Repair and Improvement	\$ 12,937,122	\$ 9,001,265
Funds are provided for street improvements including pavement, curb and gutter, storm drains, street trees, street lighting, traffic signals, appurtenant facilities and the reconstruction of streets that are extensively deteriorated. Additional reconstruction work that does not require detailed design is included in the Bureau of Street Services budget for completion by City forces. Funds are also provided for related safety improvements such as slope repair projects, roadway drainage projects, repair and installation of guardrails, repair and replacement of berms and tunnel ventilation systems.		
Bikeways and Pedestrian Improvements	7,164,209	8,233,936
Local Transportation Funds are provided for bikeway related projects are included in a reserve account (Projects to be Designated by Ordinance or Resolution). These funds will be allocated to specific projects by separate Council action and submitted to the Los Angeles Metropolitan Transportation Authority for approval after the start of the fiscal year. Funds are also provided by the Measure R Local Return Fund for pedestrian improvements around four transit stations.		
Contingencies - Gas Tax Construction	1,000,000	1,000,000
Funds are provided for Gas Tax eligible projects. The City Administrative Officer may approve transfers from the Contingencies - Gas Tax Construction Account to any project previously approved by the Mayor and Council within the Special Gas Tax Street Improvement Fund and to Gas Tax eligible CIEP street projects funded by Proposition C and Measure R.		
Total – Street Projects	<u>\$ 21,101,331</u>	<u>\$ 18,235,201</u>

	CIEP – Physical	
	2011-12	2012-13
	Adopted Budget	Proposed Budget
STREET LIGHTING PROJECTS		
Funds are provided for general benefit street lighting projects and assessment projects required for public safety. Assessable street lighting rehabilitation and replacement is financed from the Street Lighting Maintenance Assessment Fund (SLMAF) (\$2.5 million) and non-assessable projects are financed from the Measure R Local Return Fund (\$4.1 million) and Gas Tax Fund (\$625,000).	\$ 5,205,940	\$ 7,220,000
Total – Street Lighting Projects	<u>\$ 5,205,940</u>	<u>\$ 7,220,000</u>
TRANSPORTATION PROJECTS		
Funds are provided for four pedestrian projects adjacent to rail projects and for some signal upgrades. For comparison purposes, the pedestrian projects are reflected on the preceding page under Bikeways and Pedestrian Projects.	\$ 100,000	\$ 125,000
Total – Transportation Projects	<u>\$ 100,000</u>	<u>\$ 125,000</u>
2012-13 PROPOSED CAPITAL IMPROVEMENT EXPENDITURE PROGRAM - PHYSICAL PLANT	<u>\$ 7,470,271</u>	<u>\$ 26,780,201</u>

THIS PAGE INTENTIONALLY LEFT BLANK

CAPITAL IMPROVEMENT EXPENDITURE PROGRAM

BASIS FOR THE PROPOSED BUDGET

CLEAN WATER SYSTEM IMPROVEMENT PROGRAM

The 2012-13 Proposed Budget for the Clean Water System Improvement Program (CWSIP) relates to current year funding as follows:

	Amount	% Change
2011-12 Adopted Budget	\$ 716,687,933	
2012-13 Proposed Budget	\$ 751,633,049	
Change from 2011-12 Budget	\$ 34,945,116	4.9%

The Proposed Budget includes the Clean Water Capital Improvement Expenditure Program \$139,300,000 and the related capital labor and expense costs \$72,298,159. Also included in the CWSIP are the costs of operating and maintaining the Clean Water System \$296,483,277, payment of debt service on Wastewater System Revenue Bonds \$202,558,880, a 45-day operating reserve \$36,552,733 and various other expenses \$4,440,000.

The CWSIP is funded entirely from Clean Water System revenues, which are deposited into and expended from the group of funds known as the Sewer Construction and Maintenance (SCM) Fund. The SCM Fund was converted into an enterprise fund in order to support revenue bonds, of which approximately \$2.8 billion in new money bond issues have been issued to date. A number of separate funds were created to properly account for revenues and expenditures and interest earnings on bond proceeds.

The current CWSIP is focused on the Collection System Settlement Agreement (CSSA). New operating regulations from State and federal agencies continue to be imposed on the System, thereby increasing costs.

BUDGET HIGHLIGHTS

- Construction of collection system projects and enhanced sewer inspections and cleaning continued as required by the Collection System Settlement Agreement.
- Various projects to upgrade control systems for the collection system and the Hyperion Treatment Plant, as well as replacement of equipment that has reached the end of its useful life.
- Continuing construction of facilities to reduce odors emanating from the collection system.
- Sewer Service Charge receipts reflect a 4.5 percent rate adjustment in 2011-12 and a 4.5 percent adjustment on July 1, 2012.
- Funding for Office of Public Safety personnel, which supports Clean Water program plants and facilities, is moved from the Department of General Services to the Los Angeles Police Department as part of a functional transfer.
- Funding is provided to the General City Purposes fund for the operation of the Clean and Green program. Services, including outreach and education, are performed by the Los Angeles Conservation Corps to encourage proper disposal of items that might otherwise be disposed of incorrectly in the sewer system.

CIEP – Clean Water System Improvement Program

	2011-12 Adopted Budget	2012-13 Proposed Budget
Balance Available, July 1	\$ 56,372,068	\$ 63,658,032
Receipts:		
Sewer Service Charge	477,204,000	516,191,000
Industrial Waste Surcharge	16,596,000	17,580,000
Sewerage Facilities Charge	3,670,000	7,750,000
FEMA/CalEMA Reimbursement	6,000,000	4,000,000
Sewage Disposal Contracts		
O&M	14,536,000	16,400,000
Capital	10,044,000	11,900,000
Miscellaneous Fees	2,506,000	2,506,000
BABS & RZEDB Refunds	0	6,390,000
Interest	4,012,000	2,292,955
Repayment of Loans	235,000	220,000
Revenue from Green Acres Farm	1,650,000	2,050,000
Reimbursement from Other Departments	3,000,000	3,050,000
Additional Revenue Debt	<u>120,862,865</u>	<u>97,645,062</u>
Total Revenue	<u>\$ 716,687,933</u>	<u>\$ 751,633,049</u>

Further detail of the capital program can be seen in the Proposed Budget document. Appropriations in the Capital Program are made to categories of projects as listed in the 2012-13 Proposed Budget. The following summarizes these appropriations by categories.

Balance Available, July 1 excludes restricted funds such as debt service reserve fund, the emergency fund, 2011-12 operating reserve, 50 percent cash reserve for the 2012-13 CIEP, and the various bond rebate funds that are not available to fund appropriations.

2011-12
Adopted Budget **2012-13**
Proposed Budget

WASTEWATER COLLECTION, TREATMENT AND DISPOSAL

1. Collection System (CS)	A significant portion of the Capital Program for this category reflects CSSA requirements. Planned expenditures include the Secondary Sewer Renewal projects, an Air Treatment Facility (ATF) and other sewer rehabilitation projects. Funds are also provided for miscellaneous replacement projects and emergency sewer repairs.	44,430,000	55,636,000
2. Donald C. Tillman Water Reclamation Plant (DCTWRP)	Planned expenditures include a flow equalization project and standard equipment replacement.	5,475,000	1,892,000
3. Hyperion Treatment Plant (HTP)	Planned expenditures include replacement of the digester gas compressors, replacement of the control system, rehabilitation of the outfalls, and continuation of other rehabilitation projects.	39,656,000	39,164,000
4. Los Angeles - Glendale Water Reclamation Plant (LAGWRP)	Planned expenditures include replacement of treatment blowers and standard equipment replacements.	176,000	4,401,000
5. Pumping Plants (PP)	Planned expenditures include right-of-way acquisitions for the Venice Dual Force Main project and replacement of the Venice Pumping Plant discharge manifold.	2,108,000	5,180,000
6. Terminal Island Water Reclamation Plant (TIWRP)	Planned expenditures include advanced water treatment membrane replacements and other projects for standard replacement.	3,708,000	5,865,000
7. System-wide (SW)	Planned expenditures include miscellaneous system-wide activities such as facilities planning, financial consultants and construction services. Funds are also budgeted for the Supplemental Environmental Projects that are part of the CSSA.	19,447,000	27,162,000
 TOTAL CLEAN WATER CAPITAL IMPROVEMENT EXPENDITURE PROGRAM		<u>\$ 115,000,000</u>	<u>\$ 139,300,000</u>

	2011-12 Adopted Budget	2012-13 Proposed Budget
GENERAL FUND REIMBURSEMENTS		
SCM funds are allocated to the General Fund to provide reimbursement for the cost of wastewater-related activities in various City departments, offices and bureaus, including related costs. Variances reflect the net impact of cost-of-living salary adjustments, changes in overhead rates, and position reductions.		
City Administrative Officer – Budget, financial and administrative services.	\$ 533,490	\$ 530,479
City Attorney – Legal and litigation services.	314,818	265,366
Controller – General support for billings, payments and payroll.	295,341	275,331
Emergency Management – Emergency management coordination.	52,452	52,452
Finance – Special billing, collection of fees, and debt issuance services.	409,188	403,770
General Services – Fleet services, materials testing, warehouse services, mail and messenger services.	6,614,090	5,855,986
Information Technology – Data services to support billing and accounting systems and telecommunications services.	409,181	405,816
Personnel – Personnel selection and occupational safety services.	311,920	1,484,898
Mayor – Environmental sustainability coordination.	30,045	30,045
Police – Public Safety personnel in Clean Water facilities.	--	1,499,955
Public Works		
Board of Public Works – General oversight of the Department of Public Works, accounting support and personnel services.	2,761,372	2,261,093
Contract Administration – Construction inspection services.	6,270,009	6,300,153
Engineering – Design and construction management services.	35,146,402	33,783,053
Sanitation – Planning, operation and coordination services.	113,004,975	112,367,195
Street Lighting – Design review for secondary sewer replacement projects.	183,856	184,891
Transportation – Traffic control, review of plans, and related duties connected with major sewer construction.	98,980	95,632
General City Purposes – Clean and Green program operational costs.	--	300,000
Related Costs – Includes Fringe Benefits, Central Services and/or Department Administration and Support.	<u>66,726,834</u>	<u>80,205,227</u>
TOTAL GENERAL FUND REIMBURSEMENTS	<u>\$233,162,953</u>	<u>\$246,301,342</u>

	2011-12 Adopted Budget	2012-13 Proposed Budget
EXPENSE AND EQUIPMENT ITEMS		
In accordance with enterprise fund operations, expense and equipment items are budgeted for expenditure directly from SCM funds for the following departments. Variances are due to reductions to contracts and one-time equipment purchases.		
Bureau of Contract Administration – Equipment and expense.	62,000	62,000
Bureau of Engineering – Contracts, equipment and expense.	1,327,476	1,327,476
Bureau of Sanitation – Contractual services, field equipment expenses, operating supplies, administrative supplies, furniture, equipment and security improvements. This amount also includes accounting charges for discontinued capital projects.	91,840,079	88,378,570
General Services – Office leases, laboratory expenses, replacement vehicles and miscellaneous expenses.	3,660,885	1,378,585
Utilities – Gas, water, electricity and telephone expenses at plants and field locations.	22,427,321	22,427,321
Capital Finance Administration – Debt service contribution for the Public Works Building.	1,627,569	1,625,342
Department of Water and Power Billing/Collection Fee	2,980,800	2,980,800
Liability Claims	240,000	300,000
Sewer Service Charge Refunds	<u>1,000,000</u>	<u>1,000,000</u>
TOTAL EXPENSE AND EQUIPMENT	<u>\$ 125,166,130</u>	<u>\$ 119,480,094</u>
BOND REQUIREMENTS		
45-day Operation and Maintenance Reserve	34,843,254	36,552,733
Debt Service	204,055,596	202,558,880
Insurance Reserve	--	3,000,000
Bond Issuance Costs	4,200,000	4,200,000
Insurance and Bond Premium	<u>260,000</u>	<u>240,000</u>
TOTAL BOND REQUIREMENTS	<u>\$ 243,358,850</u>	<u>\$ 246,551,613</u>
TOTAL 2012-13 CLEAN WATER SYSTEM IMPROVEMENT PROGRAM	<u>\$ 716,687,933</u>	<u>\$ 751,633,049</u>

THIS PAGE INTENTIONALLY LEFT BLANK

CITY ETHICS COMMISSION PUBLIC CAMPAIGN MATCHING FUND

BASIS FOR THE 2012-13 PROPOSED BUDGET

The Fiscal Year 2012-13 Proposed Budget for the City Ethics Commission Public Campaign Matching Fund (Fund) requires the following, as amended with the passage of Measure H in March 2011:

2011-12		2012-13
Adopted Budget	Estimated Expenditures	Proposed Appropriation
<u>\$ 3,005,700</u>	<u>\$ 800,000</u>	<u>\$943,700</u>

Charter Section 471(C)(1) requires an annual General Fund appropriation to the Fund based upon the present day value of \$2 million in 1991 dollars. The present day value is determined using the Consumer Price Index (CPI) (for all consumer items other than housing) for the Los Angeles-Riverside-Orange County metropolitan statistical area. The annual appropriation is subject to change each year as adjusted by the CPI.

Accordingly, the required appropriation amount for 2012-13 is \$3,100,060.

Measure H amended the Charter to remove the Fund maximum allowable balance of \$8 million. However, the amended Charter relies on a projected minimum balance to address situations in which a fiscal emergency is declared. The balance in question is determined in the same manner, applying the CPI to the Fund's funding for base year of 1991. The projected minimum Fund Balance on that basis for 2012-13 would be \$12,400,240.

Measure H further amended the Charter to allow within a given fiscal year in which the City Council has declared a fiscal emergency by resolution, City Council may reduce or withhold the Fund's annual appropriation, provided there is a two-thirds vote and consideration of the City Ethics Commission's analysis of the four-year projections as to Fund projected costs and public funding needs and the Fund balance is at least \$8 million adjusted using the CPI for 1991 dollars. Further, Charter Section 471(C)(2) provides that City Council may temporarily transfer funds to meet obligations of the City provided there is a two-thirds vote of the City Council and consideration of the City Ethics Commission's analysis and the funds transferred are only those above the balance of \$8 million (in 1991 dollars) adjusted using CPI. Funding reimbursement would be required either upon the time the funds are needed for the intended purposes or before the end of the subsequent fiscal year, whichever is earlier.

Pursuant to an anticipated fiscal emergency declared by Council for 2012-13, provided its consideration of the City Ethics Commission's four-year analysis of projected costs and funding needs, the recommended appropriation for 2012-13 is \$943,700. This would bring the Fund to the \$8 million adjusted Minimum Fund Balance level.

2012-13 Minimum Fund Balance per the Charter:	\$12,400,240
Estimated Cash Balance June 30, 2012:	11,456,540
Recommended Appropriation for 2012-13:	<u>943,700</u>
Total 2012-13 Fund Balance with Appropriation:	\$12,400,240

THIS PAGE INTENTIONALLY LEFT BLANK

EMERGENCY OPERATIONS FUND

BASIS FOR THE PROPOSED BUDGET

The 2012-13 Proposed Budget for the Emergency Operations Fund (EOF) relates to current year funding as follows:

	Amount	% Change
2011-12 Adopted Budget	\$ 204,000	
2012-13 Proposed Budget	\$ 204,000	
Change from 2011-12 Budget	\$ 0	0%

The 2012-13 Proposed EOF Budget provides funding for specialized expense and equipment items for City departments that respond to emergency events. This budget provides specific resources to assist the member departments of the Emergency Operations Organization (EOO) to prepare for, respond to, mitigate, and recover from local emergencies such as terrorist attacks, earthquakes, fires and other disasters. The major items funded are public outreach, Emergency Operations Center (EOC) supplies and software licenses, technical equipment, and emergency preparedness training for City personnel. The EOF is supervised by the Emergency Operations Board (EOB), which is chaired by the Chief of Police. The Chief of Police and the Coordinator of the EOO approve expenditures from the Fund.

THIS PAGE INTENTIONALLY LEFT BLANK

GENERAL CITY PURPOSES

BASIS FOR THE PROPOSED BUDGET

The 2012-13 Proposed Budget for General City Purposes (GCP) relates to current year funding as follows:

	Amount	% Change
2011-12 Adopted Budget	\$ 82,252,655	
2012-13 Proposed Budget	\$ 95,359,170	
Change from 2011-12 Budget	\$ 13,106,515	15.9%

The contracts and programs will be monitored by various City departments. These monitoring departments and the City Clerk are responsible for drafting appropriate contracts (subject to the approval of the City Attorney) and presenting them to the contractors for execution. These departments also handle contract compliance and payment request approvals. At the conclusion of every contract, the monitoring departments perform initial and final contract close-out reviews. In addition to contract monitoring, the City Clerk's Office is responsible for assuring citywide consistency in the GCP Program.

PROMOTION OF THE IMAGE OF THE CITY

Financial support for advertising the merits of the City in connection with such events as conventions, parades, official visits of foreign dignitaries, or any other special events or projects which would either create tourism in the City or result in favorable advertising or publicity of the merits of the City.

<u>Program Changes</u>	<u>2011-12 Budget</u>	<u>2012-13 Proposed Budget</u>	<u>Change From 2011-12 Budget</u>
Other Changes or Adjustments			
Administered by: City Clerk			
1. Official Visits of Dignitaries.* As part of the budget resolution, the balance in this account is reappropriated annually.	\$ 20,000	\$ 20,000	\$ -
*To be expended by the City Clerk as authorized and directed by the Mayor and the President of the City Council			
2. Council District Community Services. These allocations enable each Council office to fund services that directly benefit the public within the Council District, including community clean-up and graffiti removal services. Council offices may also provide funds for community events, community programs and non-profit organizations. Council File 87-0600-S4 specifies how expenditures are to be authorized and records maintained. A 15 percent reduction is reflected due to the City's fiscal constraints.	1,080,000	918,000	(162,000)
3. Downtown On Ice. The Pershing Square "Downtown On Ice" program provides an outdoor ice rink and includes vendor booths, seasonal entertainment and holiday foods. Downtown on Ice is a component of Pershing Square's Winter Programming. Funds were traditionally provided through revenues from Pershing Square and the GCP Fund. The GCP subsidy is discontinued due to the City's fiscal constraints.	114,750	-	(114,750)
4. Latino Film Festival. The GCP provided funds to sponsor the Los Angeles Latino International Film Festival as part of the Latino Heritage Month Celebrations. Funding for this event is now provided directly in the Department of Cultural Affairs budget.	36,450	\$ -	(36,450)

<u>Program Changes</u>	<u>2011-12 Budget</u>	<u>2012-13 Proposed Budget</u>	<u>Change From 2011-12 Budget</u>
5. Pan African Film and Arts Festival. The GCP provided funds to sponsor the Pan-African Film and Arts Festival as part of the African American History Month Celebrations. Funding for this event is now provided directly in the Department of Cultural Affairs budget.	\$ 36,450	-	\$ (36,450)

2011-12 Program Budget	\$ 1,287,650
Changes in Program Level	\$ (349,650)
PROPOSED 2012-13 PROGRAM BUDGET	\$ 938,000

GOVERNMENTAL SERVICES PROGRAM

Governmental services required for legislative, economic or governmental needs not specifically allocated to particular operating departments. These diverse services include, but are not limited to, official notices, recording fees, legislative, economic or governmental purposes, and governmental meetings.

<u>Program Changes</u>	<u>2011-12 Budget</u>	<u>2012-13 Proposed Budget</u>	<u>Change From 2011-12 Budget</u>
Non-discretionary Changes			
Administered by: Controller			
6. Medicare Contributions. Funds are provided for the City's contribution to the hospital insurance portion of the FICA tax. Congress mandated participation of all state and local employees hired on or after April 1, 1986 in the Medicare system. Employers and employees are required to make matching contributions of 1.45 percent of gross wage earnings. Salary adjustments are based upon the projected number of employees subject to Medicare.	\$ 36,098,755	\$ 37,614,735	\$ 1,515,980
7. Social Security Contributions. As of July 1, 1991, the City is required to pay the Social Security tax for all part-time employees who are not members of the Los Angeles City Employees Retirement Systems (LACERS). As an alternative to Social Security, the Part-time, Seasonal and Temporary (PST) plan was developed in 1993-94 (C.F. 91-2279) to save the City approximately \$2 million each year as detailed in no. 8 right directly below.	1,064,970	1,243,968	178,998
Administered by: Personnel Department			
8. Pensions Savings Plans. As instructed by the Mayor and Council, approximately 3,000 to 4,000 employees participate in the PST plan which complies with the provision of the Federal Omnibus Budget Reconciliation Act requiring employees to be either members of a qualified retirement plan or Social Security. Individuals who become permanent employees, such as police and fire recruits, can transfer the contributed amounts into the City's Deferred Compensation Plan. The Personnel Department and the Deferred Compensation Plan Advisory Committee administer the plan with the assistance of an outside administrator selected through a competitive bid process. The cost of administration comes from investment earnings.	1,630,323	1,630,323	-

<u>Program Changes</u>	<u>2011-12 Budget</u>	<u>2012-13 Proposed Budget</u>	<u>Change From 2011-12 Budget</u>
Other Changes or Adjustments			
Administered by: Aging			
9. Adult Day Care Centers. Funding is provided for 12 centers that provide service to the 15 Aging Service Areas in the City to help meet the needs of the senior population. The impact of this reduction is minimal as the Department of Aging is continuing to redesign the program in an effort to create services that are self-sustaining.	\$ 476,246	\$ 238,123	\$ (238,123)
10. Home Delivered Meals for Seniors. Funding is provided for home-delivered meals for seniors and supplements Older Americans Act grant funds. These funds will provide approximately 310,600 meals in 2012-13.	1,798,845	1,798,845	-
11. Congregate Meals for Seniors. Funding is provided for two congregate meal sites for seniors. This funding supplements Older American Act grant funds and will provide for approximately 21,300 meals in 2012-13.	106,000	106,000	-
Administered by: City Clerk			
12. LA SHARES. LA SHARES is a non-profit organization which takes materials and goods such as donated office supplies, furniture, and equipment and redistributes them to non-profit organizations and schools throughout the City. Funding to assist in defraying the costs of transporting these goods is provided by the Citywide Recycling Trust Fund.	300,000	300,000	-
13. EI Grito: This item supports this September 15 th annual event that marks the beginning of the Mexican War of Independence. Funding for this event is now provided directly in the Department of Cultural Affairs budget.	60,750	-	(60,750)
14. Annual City Audit/Single Audit.* Funding is provided for the annual City audit of receipts and disbursements mandated under Charter Section 362.	821,000	985,000	164,000

*Contract for the annual City audit to be authorized by Council and executed by Mayor and the President of the City Council.

General City Purposes

<u>Program Changes</u>	<u>2011-12 Budget</u>	<u>2012-13 Proposed Budget</u>	<u>Change From 2011-12 Budget</u>
<p>15. LACERS/Pensions Audits.** As mandated by Charter Section 1112, the City is required to conduct an audit of the Los Angeles City Employees' Retirement System (LACERS) and the Los Angeles Fire and Police Pensions System (LAFPPS) funds every five years. Funding is provided for the cost of conducting the LACERS/Pensions audits in 2012-13.</p> <p>**Contract for the LACERS/Pensions audits to be authorized by Council and executed by Mayor and the President of the City Council.</p>	\$ -	\$ 825,000	\$ 825,000
<p>16. LAPRA/LAFRA Audits.*** Funding is provided for the cost of conducting audits of the Los Angeles Police Relief Association (LAPRA) and the Los Angeles Fire Relief Association (LAFRA) in 2012-13.</p> <p>***Contract for the LAPRA/LAFRA audits to be authorized by Council and executed by Mayor and the President of the City Council.</p>	-	175,000	175,000
<p>17. County Service – Massage Parlor Regulation. The City contracts with the County for massage-technician testing and requested massage-parlor inspections in accordance with Municipal Code Section 103.205.1 (C.F. 72-374).</p>	130,000	130,000	-
<p>18. Local Agency Formation Commission (LAFCO). The City reimburses the County of Los Angeles (County) for direct costs attributable to four of the 15 LAFCO members who represent the City and for four-fifteenths of the County's expenditures for general LAFCO-related office expenses (C.F. 82-2050). Representatives vote on boundaries, annexation, and fees. The County is responsible for all administrative tasks and bills the City for its share of these costs. A reduction is reflected to correspond with prior year actual costs.</p>	237,000	150,000	(87,000)
<p>19. International Visitors Council (IVCLA). This non-profit organization sponsors short-term visitors and high-level dignitaries referred by the United States Information Agency to exchange information on various subjects with local citizens who are members of IVCLA, benefitting the City, its citizens, trade, and commerce, and developing a greater understanding of the American lifestyle and of the citizens of our community.</p>	40,000	40,000	-

<u>Program Changes</u>	<u>2011-12 Budget</u>	<u>2012-13 Proposed Budget</u>	<u>Change From 2011-12 Budget</u>
20. Local Government Commission. This organization of locally elected officials meets to discuss and develop solutions to such issues as child care, energy conservation, and air quality. Funding provides for the membership dues of the 15 Council Members.	\$ 600	\$ 600	\$ -
21. Official Notices. Funding is provided for the publication and ad placement of official notices.	500,000	500,000	-
22. State Annexation Fees. The fee schedule set by the State Board of Equalization for annexations or detachments is determined on a sliding scale which ranges from \$160 to \$1,170 per transaction based on acreage. (Recording fees, previously a separate line item, are included in this line item).	200	200	-
23. City/County Native American Indian Commission – City Share of Funding. This Commission, created by ordinance on October 8, 1976, consists of 15 members – five appointed by the City, five by the County, and five by the Los Angeles Indian Commission. The purpose of the Commission is to promote legislation that enhances the welfare and socioeconomic life of the Native American Indians.	47,000	47,000	-
24. Los Angeles Neighborhood Land Trust: This organization provides technical assistance to community groups in areas such as landscape architecture, real estate transactions, outreach and community organization, and fund-raising for the creation of open green spaces in urban areas.	40,500	40,500	-
25. Settlement Adjustment Processing: Funding is provided to continue making monthly payments as part of a settlement agreement entered between the City and a former employee on May 6, 1997 (C-95264). Previously, LACERS administered the monthly payments since the inception of the agreement, and the City reimbursed LACERS for the payments plus a small administrative fee on an annual basis. In 2010-11, tax counsel has advised LACERS to discontinue making these payments from existing trust monies subject to reimbursement by the City. The City took over the administration of the monthly payments in 2010-11. An increase in this account reflects Consumer Price Index (CPI) increases for 2012-13.	26,688	27,489	801

<u>Program Changes</u>	<u>2011-12 Budget</u>	<u>2012-13 Proposed Budget</u>	<u>Change From 2011-12 Budget</u>
<p>26. Financial Management System Maintenance. Funding for positions and expenses related to the second year of maintenance and operations of the City's new Financial Management System is provided in the operating budgets of the following departments: Information Technology Agency (ITA), the Office of the Controller (Controller), and the Office of the City Administrative Officer (CAO). The system became operational on July 5, 2011.</p>	\$ 9,753,205	\$ -	\$ (9,753,205)
Administered by: Department of Recreation and Parks			
<p>27. At the Park After Dark. This program was established in Glassell Park and was approved in 2007-08 (C.F. 07-2168). Funding is discontinued due to the City's fiscal constraints.</p>	97,200	-	(97,200)
Administered by: Community Development Department			
<p>28. Youth Employment Program. Funding is provided to continue this employment and skills development program for youth ages 14-29 during non-school hours. One time funds (\$1,575,000) were provided in the 2011-12 Adopted Budget from the American Recovery Reinvestment Act funds and other various funds. Funds have been identified to help mitigate the loss of one time funds from 2011-12.</p>	1,825,000	1,000,000	(825,000)
<p>29. Learn and Earn Program. This program provides high school students with paid work experience through internship opportunities. A 15 percent reduction is reflected due to the City's fiscal constraints.</p>	225,000	191,250	(33,750)

<u>Program Changes</u>	<u>2011-12 Budget</u>	<u>2012-13 Proposed Budget</u>	<u>Change From 2011-12 Budget</u>
Administered by: Housing			
30. Homeless Shelter Program. The Los Angeles Homeless Services Authority (LAHSA) coordinates the Year Round Emergency Shelter Program and provides 1,003 beds in 20 locations throughout the City. This program provides critical, basic shelter for homeless individuals and families in need of immediate housing, as well as a point of entry into the Los Angeles Continuum of Care. The Year Round Program also provides case management, counseling and housing placement services to participants which allows program sponsors to more effectively place the most vulnerable homeless individuals and families in the City into housing. From December 1st-March 15th, an additional 870 shelter beds at 13 locations throughout Los Angeles County are provided through the Winter Shelter Program. Similar to the Year Round Program, the services and case management offered in the Winter Shelter Program allow sponsoring agencies to successfully engage participants and place them into other housing.	\$ 9,175,500	\$ 9,175,500	\$ -
31. Los Angeles Bi-Annual Homeless Count. Funding is provided for the Los Angeles Bi-Annual Homeless Count, which is conducted by the LAHSA. As required by the U.S. Department of Housing and Urban Development, local jurisdictions are required to conduct counts of homeless populations every other year. Conducting the homeless count enables the City and County of Los Angeles to compete and receive approximately \$88 million in annual grant funding for the delivery of homeless services. The total cost of conducting the bi-annual homeless count is \$700,000, of which half is funded by the County of Los Angeles.	-	350,000	350,000
32. Downtown Drop-in Center. In December of 1993, the Los Angeles County Board of Supervisors and the Mayor and Council of Los Angeles created LAHSA. LAHSA provides funding and guidance for a network of local, non-profit agencies with missions to help people leave homelessness permanently. These agencies are dedicated to providing assistance to help homeless persons with housing, case management, counseling, advocacy, substance abuse programs, and other specialized services.	450,000	450,000	-

<u>Program Changes</u>	<u>2011-12 Budget</u>	<u>2012-13 Proposed Budget</u>	<u>Change From 2011-12 Budget</u>
Administered by: Chief Legislative Analyst and City Administrative Officer			
33. Special Event Fee Subsidy - Citywide. As part of the budget resolution, the balance in this account will be reappropriated annually. Prior year balances will be used to balance the cost of special events with the need to support community and neighborhood events. Funds shall be utilized in accordance with the adopted Special Events Fee Subsidy Policy (C.F. 08-1303). Additional funding is not provided in 2012-13 as the year end balance will be reappropriated for this item.	\$ 2,025,000	\$ -	\$ (2,025,000)
34. Lifeline Reimbursement Program. Funds are provided to reimburse the Solid Waste Resources Revenue Fund (SWRRF) and Sewer Construction and Maintenance Fund for costs attributed to the Solid Waste Fee Lifeline Rate Program and the low-income subsidy for the Sewer Service Charge (SSC). Funding for the SWRRF program has been adjusted to reflect a 30 percent subsidy, consistent with Mayor and Council action (CF #10-0600-S32), for participating senior citizens aged 62 and over and persons with disabilities, and who meet qualifying income levels based on household size. In consideration of Proposition 218, the City cannot subsidize the SWRRF Lifeline rate with revenues from rate payers. The SSC provides an approximate 31 percent discount for low-income customers for the first 900 cubic feet of wastewater discharge. The City cannot subsidize incremental adjustments to the low-income subsidy in recognition of Proposition 218. The City must therefore offset costs for these programs from a non-restricted revenue source. Reimbursements are processed based on quarterly invoices. Reduced funding for the SWRRF Lifeline program corresponds to a limit of 40,000 subscribers enrolled in the Lifeline Program.	7,129,000	5,250,000	(1,879,000)
35. Solid Waste Fee Reimbursement: Funds are provided to reimburse the SWRRF for costs attributed to solid resources collection and disposal service to other City departments and special events. In consideration of Proposition 218, the City cannot subsidize these costs with revenues from residential rate payers. The City must therefore offset the cost of these activities from a non-SWRRF revenue source. Reimbursements will be processed on an invoice basis. In 2011-12 Recreation and Parks Department began to be billed directly for refuse service.	1,524,131	1,524,131	-

<u>Program Changes</u>	<u>2011-12 Budget</u>	<u>2012-13 Proposed Budget</u>	<u>Change From 2011-12 Budget</u>
<p>36. Economic Development Initiative. As a result of the dissolution of the Community Redevelopment Agency of the City of Los Angeles, start-up funding is provided for the establishment of a new economic development delivery model for the purpose of job creation, revenue generation, and creating economic equity in under-served communities. This model should generate catalytic market investment opportunities, small business investment, growth of emerging innovative industries, and should leverage under-utilized city assets.</p>	\$ -	\$ 2,500,000	\$ 2,500,000
Administered by: Mayor			
<p>37. City Volunteer Bureau. Funds are provided for staff and expenses for the Volunteer Bureau to run volunteer driven efforts including the planning and coordination of Citywide and Neighborhood Days of Service. In 2011-12, volunteers were recruited to take part in beautification and community improvement projects. A 15 percent reduction is reflected due to the City's fiscal constraints.</p>	360,797	306,677	(54,120)
<p>38. LA's BEST. Since 1988, LA's BEST has been providing a safe and supervised education, enrichment, and recreation program every day after school to children, ages 5 to 12, from Los Angeles' most economically challenged neighborhoods - at no cost to parents. LA's BEST currently operates in 168 elementary schools throughout the City of Los Angeles serving more than 24,000 students daily with an on-site staff of 1,700 plus more than 1,500 volunteers. LA's BEST is a nationally recognized after school enrichment program that has shown the rest of the nation that a dedicated effort to keep students in school can work. Funds for 2012-13 will allow LA's BEST to continue at 48 sites in 15 Council Districts, fund central office positions providing direct program support for all LA's BEST sites, provide resources for an independent evaluation of the program, and expand the research based Kidzlit Literacy program to additional LA's BEST sites. A 15 percent reduction is reflected due to the City's fiscal constraints.</p>	1,865,722	1,585,864	(279,858)

<u>Program Changes</u>	<u>2011-12 Budget</u>	<u>2012-13 Proposed Budget</u>	<u>Change From 2011-12 Budget</u>
39. Office of International Trade. Funding is provided for the Office of International Trade to facilitate the growth of LA's trade-based economy, encourage foreign direct investment, and actively engage the Mayor and the municipal government in critical international issues that affect the City of Los Angeles. The Office of International Trade helps to establish Los Angeles as the premier hub for international trade and affairs. The total program costs for the Office of International Trade are reimbursed by the Departments of Airports and Harbor.	\$ 400,000	\$ 400,000	\$ -
40. Office of Small Business Services (formerly Los Angeles Opportunities for Procurement and Services (LA OPS)). The LA OPS continues to help promote and advocate for small businesses in the City of Los Angeles. Services include contract and procurement information, business outreach and development services, prompt payment assistance, technical assistance, and business service referrals to minority or women-owned firms that wish to compete for City business contracts. A 15 percent reduction is reflected due to the City's fiscal constraints.	218,700	185,895	(32,805)
41. Green Retrofit and Workforce Program. In April 2009, the City approved the establishment of a Green Retrofit and Workforce program (C.F. 16-1963/C.F. 11-1928). One position is provided in the Mayor's Office to oversee the multi-department task force and the Retrofit and Workforce Advisory Board. Funds are provided by the Workforce Investment Board.	75,000	75,000	-
42. Gang Reduction and Youth Development Office. Funding is provided to continue support for the City's Office of Gang Reduction & Youth Development (GRYD). This comprehensive effort reduces gang violence through prevention, intervention and re-entry programming in communities most impacted by gang violence. GRYD includes the Summer Night Lights (SNL) program offered at 28 Recreation and Parks facilities and four housing developments (32 total sites). In order to maintain current service levels, approximately \$6.85 million is proposed to be added to the GRYD budget to offset the loss of discretionary Federal earmarks and carryover contract savings.	-	23,210,245	23,210,245

<u>Program Changes</u>	<u>2011-12 Budget</u>	<u>2012-13 Proposed Budget</u>	<u>Change From 2011-12 Budget</u>
Administered by: Mayor and Chief Legislative Analyst			
<p>43. Domestic Abuse Response Teams. The Domestic Abuse Response Team (DART) Program uniquely blends domestic violence crisis response with case management to provide a greater depth of intervention for victims of domestic violence and their family members. Each DART consists of one LAPD Officer and one or two victim advocates and volunteers, who respond to the scene of a domestic violence incident to provide intervention services for victims of domestic violence and other family members who are also victims or witnesses. These enhanced intervention services aim to assist families in recognizing their problems with violence and increase their awareness of potential consequences for perpetrators.</p>	\$ 460,000	\$ 460,000	\$ -
<p>44. Heritage Month Celebrations & Special Events: This item supports annual celebrations such as African American Heritage Month, Latino Heritage Month, Asian Pacific Islander Month, and other important calendar periods that celebrate diversity and culture throughout the City of Los Angeles; and to support special events and other outreach efforts. A 15 percent reduction is reflected due to the City's fiscal constraints. Funding is provided by the Arts and Cultural Facilities Services Trust Fund.</p>	283,500	240,975	(42,525)

<u>Program Changes</u>	<u>2011-12 Budget</u>	<u>2012-13 Proposed Budget</u>	<u>Change From 2011-12 Budget</u>
------------------------	---------------------------	------------------------------------	---------------------------------------

Administered by: **Board of Public Works**

45. Clean and Green Job Program (Los Angeles Conservation Corps).	\$ 1,084,474	\$ 1,000,000	\$ (84,474)
--	--------------	--------------	-------------

This program seeks to eradicate graffiti, eliminate litter, and increase greenery Citywide. The City-funded clean-up is administered by the Los Angeles Conservation Corps (LACC). The organization is established as a youth employment and education program and engaged in performing improvements in other public works projects. The organization recruits and hires junior and senior high school students to perform activities including, but not limited to trash and recyclable collection, painting over and creating murals from graffiti, planting trees, cleaning alleyways, and collecting trash and recyclables from homes and businesses throughout the 15 Council Districts. Services also include assistance and response to emergencies such as those caused by severe weather conditions. Cleanup projects are recommended by Council offices, government offices, community groups and Los Angeles Conservation Corps staff. Activities also include performing

outreach for the use of SAFE Centers; the Multi-Family Bulky Item program; removal of items that could otherwise end up in the sewer system (e.g. paints, solvents, etc.); and, proper disposal of used oil. Funds are provided by the Sewer Construction and Maintenance, Integrated Solid Waste Management, Multi-Family Bulky Item Special, Citywide Recycling Trust, and Used Oil funds.

2011-12 Program Budget	\$ 80,331,106
Changes in Program Level	\$ 13,427,214
PROPOSED 2012-13 PROGRAM BUDGET	\$ 93,758,320

INTERGOVERNMENTAL RELATIONS PROGRAM

Membership and participation is such recognized governmental oriented organizations as the League of California Cities, the Southern California Association of Governments, and the National League of Cities.

<u>Program Changes</u>	<u>2011-12 Budget</u>	<u>2012-13 Proposed Budget</u>	<u>Change From 2011-12 Budget</u>
Other Changes or Adjustments			
Administered by: City Clerk			
46. Independent Cities Association. This organization of California counties and cities works with county governments on behalf of City members on policy and legislative issues that affect municipal governments.	\$ 5,250	\$ 5,250	\$ -
47. League of California Cities. This association of California cities works to influence policy decisions at all levels of government. Annual dues are based on a city's population.	105,500	105,500	-
48. League of California Cities—County Division. This is the local regional division of the broader State organization.	2,000	2,000	-
49. National League of Cities. This association of cities works to influence national policy and to build understanding and support for cities and towns. Annual dues are based on a city's population.	75,000	75,000	-
50. San Fernando Valley Council of Governments. This organization's mission is to develop and implement subregional policies and plans that are unique to the greater San Fernando Valley region, which was established through the adoption of a Joint Powers Agreement by the City and County of Los Angeles and the cities of Burbank, Glendale, San Fernando and Santa Clarita.	10,000	10,000	-
51. South Bay Cities Association. This association of 16 South Bay cities works to discuss issues pertinent to local communities. Base dues for each city are set at \$1,500. Additional dues, based on population, are also assessed with a maximum assessment equal to the City of Torrance's dues. An increase in membership dues for 2012-13 is reflected.	29,149	38,000	8,851

<u>Program Changes</u>	<u>2011-12 Budget</u>	<u>2012-13 Proposed Budget</u>	<u>Change From 2011-12 Budget</u>
52. Southern California Association of Governments (SCAG). This association's purpose is to study and develop recommendations on regional problems of mutual interest and concern regarding the orderly physical development of the Southern California region. The City's dues are the largest single assessment, which SCAG sets at 20 percent of total dues. Membership dues have increased annually, which correspond with Consumer Price Index increases.	\$ 313,000	\$ 333,100	\$ 20,100
53. Sister Cities International. This association works to foster better international understanding and cooperation through Sister City Relationships in other countries.	2,000	2,000	-
54. United States Conference of Mayors. This organization provides a national forum for mayors on behalf of their cities. Based in Washington, D.C., this group represents the mayors on pertinent legislative policies and issues. Membership dues have increased annually by three to five percent.	72,000	72,000	-
55. Westside Cities Council of Governments. This organization provides a forum for discussion and communication as well as representation advocacy on behalf of the Westside sub-region.	20,000	20,000	-

2011-12 Program Budget	\$ 633,899
Changes in Program Level	\$ 28,951
PROPOSED 2012-13 PROGRAM BUDGET	\$ 662,850

HUMAN RESOURCES BENEFITS

BASIS FOR THE PROPOSED BUDGET

The 2012-13 Proposed Budget for Human Resources Benefits relates to current year funding, as follows:

	Amount	% Change
2011-12 Adopted Budget	\$ 553,488,000	
2012-13 Proposed Budget	\$ 592,988,153	
Change from 2011-12 Adopted Budget	\$ 39,500,153	7.1%

The Proposed Budget includes costs for the direct payments, exclusive of personnel and administrative costs, for various human resources benefits provided to City employees. These benefits consist of: (1) payment of all workers' compensation and rehabilitation bills, claims and awards; (2) payment of subsidies for the City's benefits program, i.e., health, dental, optical, disability, life insurance and the Employee Assistance Program; (3) payment of unemployment insurance; and, (4) payment of other benefits as approved by the Mayor and Council.

CHANGES FROM ADOPTED BUDGET

	2011-12 Adopted Budget	Recommended Change	2012-13 Proposed Budget
Contractual Services	\$ -	29,082,127	\$ 29,082,127
Civilian FLEX Program	215,628,000	(428,000)	215,200,000
Employee Assistance Program	1,290,000	(3,974)	1,286,026
Fire Health and Welfare Program	44,664,000	(764,000)	43,900,000
Police Health and Welfare Program	117,557,000	5,043,000	122,600,000
Supplemental Civilian Union Benefits	4,316,000	4,000	4,320,000
Unemployment Insurance	7,650,000	2,650,000	10,300,000
Workers' Compensation	162,383,000	3,917,000	166,300,000
TOTAL COST OF HUMAN RESOURCES BENEFITS	\$ 553,488,000	\$ 39,500,153	\$ 592,988,153

Human Resources Benefits

Direct Costs

PROGRAM CHANGES **2011-12 Program Level** \$ 553,488,000

Changes in Special - \$ 39,500,153

- | | | |
|-----|---|---------------|
| 1 . | Contractual Services. Funding is provided for the Civilian FLEX Benefits and Workers' Compensation Third Party Administrators (TPAs) and for Workers' Compensation claims and bill review, claims management system and the Alternative Dispute Resolution Program. These items were previously funded from the Personnel Department budget. | \$ 29,082,127 |
| 2 . | Civilian FLEX Program. Funding is provided for health, dental, life, and disability insurance benefits. Rates for 2012-13 are expected to increase by approximately ten percent for health benefits and nine percent for dental benefits. An overall reduction in this program is reflected due to a projected decrease in enrollment. | (428,000) |
| 3 . | Employee Assistance Program. Funding is reduced due to contract savings. | (3,974) |
| 4 . | Fire Health and Welfare Program. Funding is provided to cover the cost of health, dental, life, and disability insurance benefits for sworn employees. Rates for 2012-13 are expected to increase by approximately eight percent for health benefits and ten percent for dental benefits. An overall reduction in this program is reflected due to a projected decrease in enrollment. | (764,000) |
| 5 . | Police Health and Welfare Program. Funding is provided to cover the costs of health, dental, life, and disability insurance benefits for sworn employees. Rates for 2012-13 are expected to increase by approximately five percent for health benefits and ten percent for dental benefits, based on no growth in enrollment. | 5,043,000 |
| 6 . | Supplemental Civilian Union Benefits. Funding is provided to cover the cost of union-sponsored benefit plans, negotiated in memoranda of understanding, that are supplemental to the City's health benefits. | 4,000 |
| 7 . | Unemployment Insurance. Funding is provided to address the additional unemployment insurance costs from anticipated changes to the City's employment levels. | 2,650,000 |
| 8 . | Workers' Compensation. Funding is increased to cover the rising costs of medical claims and the fee that the State assesses to self-insured employers. | 3,917,000 |

TOTAL CHANGES IN SPECIAL \$ 39,500,153

	Amount
2011-12 Program Budget	\$ 553,488,000
Changes in Special	\$ 39,500,153
PROPOSED 2012-13 PROGRAM BUDGET	<u>\$ 592,988,153</u>

JUDGMENT OBLIGATION BONDS DEBT SERVICE FUND

BASIS FOR THE PROPOSED BUDGET

The 2012-13 Proposed Budget for the Judgment Obligation Bonds Debt Service Fund relates to current year funding as follows:

	Amount	% Change
2011-12 Adopted Budget	\$ 9,031,375	
2012-13 Proposed Budget	\$ 9,030,425	
Change from 2011-12 Budget	\$ (950)	(0.01)%

The Judgment Obligation Bonds Debt Service Fund is a special purpose fund established to pay debt service on bonds issued to finance liabilities resulting from adverse decisions by the California courts in the following litigation matters: (a) the Harper Settlement; (b) the May Day Settlement (Federal case only); and (c) various judgments or stipulated judgments relating to City misconduct in connection with certain plaintiffs' City employment, inverse condemnation incidents, and personal injuries caused by City employees or occurred on City property. A total of \$20.6 million in bonds was issued to settle the Harper lawsuit. The final payment on the Harper Settlement bonds will occur in 2018-19. A total of \$50.9 million in bonds was issued to settle the May Day Settlement and various judgments or stipulated judgments as mentioned above with a final payment in 2019-20.

Debt service on these bonds is an unconditional obligation of the City.

Debt Service Budget for Outstanding Judgment Obligation Bonds

	2011-12 Budget	2012-13 Proposed Budget	2013-14	2014-15	2015-16
<u>Harper Settlement</u> Series 2009-A	\$ 2,535,125	\$ 2,536,925	\$ 2,536,675	\$ 2,536,675	\$ 2,538,475
<u>May Day Settlement, et al</u> Series 2010-A	<u>6,496,250</u>	<u>6,493,500</u>	<u>6,495,750</u>	<u>6,491,550</u>	<u>6,492,550</u>
TOTAL	<u>\$ 9,031,375</u>	<u>\$ 9,030,425</u>	<u>\$ 9,032,425</u>	<u>\$ 9,028,225</u>	<u>\$ 9,031,025</u>

1. **Harper Settlement (2009-A)**

The 2009-A bonds were issued as a result of a settlement and stipulated judgment entered against the City by the United States Court of Appeals for the Ninth Circuit, in several post-Rampart cases collectively known as the "Harper Settlement". The Harper Settlement is an action in the U.S. Court of Appeals for the Ninth Circuit by several police officers alleging improper treatment. As a result, a stipulated judgment of approximately \$20.5 million was entered against the City.

Amount of Issue:	\$	20,600,000	
Principal Outstanding, July 1, 2012:		15,170,000	
Final Payment:		2018-19	
2012-13 Debt Service Payment:			\$ <u>2,536,925</u>
Subtotal			\$ <u><u>2,536,925</u></u>

2. **May Day Settlement (Federal Case) and Various Judgments or Stipulated Judgments Against the City (2010-A)**

The 2010-A bonds were issued as a result of judgments or stipulated judgments entered against the City by the United States District Court, Central District of California in several cases collectively known as the "May Day Settlement" and by the Los Angeles Superior Court in several cases involving City misconduct in the workplace, inverse condemnation incidents, and personal injuries caused by City employees or occurred on City property. The May Day lawsuit filed in Federal court arises from an incident involving members of the Los Angeles Police Department commencing on May Day 2007.

Amount of Issue:	\$	50,875,000	
Principal Outstanding, July 1, 2012:		42,650,000	
Final Payment:		2019-20	
2012-13 Debt Service Payment:			\$ <u>6,493,500</u>
Subtotal			\$ <u><u>6,493,500</u></u>

TOTAL 2012-13 PROPOSED JUDGMENT OBLIGATION BONDS DEBT SERVICE \$ 9,030,425

LA INC. THE LOS ANGELES CONVENTION AND VISITORS BUREAU

BASIS FOR THE PROPOSED BUDGET

The 2012-13 Proposed Budget for LA INC. the Los Angeles Convention & Visitors Bureau (LA INC.) relates to current year funding as follows:

		Amount	% Change
2011-12 Adopted Budget	Transient Occupancy Tax	\$ 10,385,923	
	Other Revenue	<u>17,785,000</u>	
	Total	\$ 28,170,923	
2012-13 Proposed Budget	Transient Occupancy Tax	\$ 12,048,000	
	Other Revenue	<u>20,239,000</u>	
	Total	\$ 32,287,000	
Change from 2011-12 Budget	Transient Occupancy Tax	\$ 1,662,077	
	Other Revenue	<u>2,454,000</u>	
	Total	\$ 4,116,077	14.6%

The City of Los Angeles (City) has contracted with LA INC. to market Los Angeles as a convention, meetings and leisure travel destination. For 2012-13, the City funding to LA INC. will increase from \$10,385,923 to \$12,048,000. The annual City allocation to LA INC. is an amount equivalent to a one percent Transient Occupancy Tax (TOT). The TOT amounts reflected above includes the appropriation to LA INC. and a five percent holdback. The TOT is a 14 percent tax on hotel occupants. The hotel industry had introduced two initiatives to the City Council over the last 29 years to increase the TOT by two percentage points to fund the sales and marketing programs of LA INC. LA INC.'s TOT appropriation was later reduced from 2 percent to 1 percent as part of the 2003-04 budget process.

The slow recovery in the US economy, combined with the slow improvement in business and leisure travel, will result in some improvement in hotel occupancy over the next fiscal year. The City is estimating to receive approximately \$157,808,000 million for FY 2012-13 from the TOT revenues.

RESOURCES

The LA INC. budget is based on an estimate of all resources anticipated to be available during 2012-13. These resources include the City's annual TOT appropriation and private industry revenues derived by LA INC.'s activities.

LA INC.'s source of funds are categorized as follows:

Source of Funds	Actual 2010-11	Estimated 2011-12	Budget 2012-13
1% Transient Occupancy Tax	\$ 8,886,088	\$ 11,220,000	\$ 12,048,000
Los Angeles Tourism Marketing District	-	10,173,000	13,344,000
Participant Support	1,221,000	1,168,000	1,168,000
Cooperative Programs	2,196,000	2,762,000	1,747,000
Sponsorship	873,000	870,000	1,200,000
LAWA International Marketing Alliance	4,840,000	2,280,000	2,280,000
Income from Operations	<u>226,000</u>	<u>531,000</u>	<u>500,000</u>
Total Available Funds	<u>\$18,242,088</u>	<u>\$29,004,000</u>	<u>\$32,287,000</u>

*The 2010-11 and 2011-12 years reflect TOT amounts LA Inc. actually received or is anticipating to receive. 2012-13 reflects the total budget for TOT including the five percent holdback.

City Appropriation and Trust Fund Retention

The Los Angeles Convention and Visitors Bureau Trust Fund receives an amount equivalent to a one percent of TOT. Each year, 95 percent of the projected trust fund receipts are paid in accordance with the agreement between the City and LA INC. The remaining five percent is retained in the trust fund in the event of a shortfall of TOT collections. LA INC. prepares its annual budget based on 100 percent of the TOT allocation. If available, the five percent holdback is paid to LA INC. at the start of the next fiscal year.

PRIVATE INDUSTRY REVENUE

Los Angeles Tourism Marketing District – \$13,344,000

The Los Angeles Tourism Marketing District (LATMD) was formed in 2011-12 by a group of hotels within the City that petitioned City Council to establish the LATMD. Hotels with 50 or more rooms are assessed 1.5 percent of room rental income which the LATMD uses to increase convention, meetings and leisure travel sales and marketing efforts on behalf of the City. There are over 60 tourism marketing districts in California. The Board of Directors (Board) of the LATMD has contracted with LA INC. to perform the sales and marketing activities as authorized by the Board.

Participant Support - \$1,168,000

Participant Support is comprised of payments for new and renewing participants in general LA INC. activities. Given the economic environment of the travel and tourism industry, revenue from dues is expected to decline slightly for hotels subject to the LATMD assessment.

Cooperative Programs - \$1,747,000

Cooperative Program income is attributed to private industry participation and supports specific LA INC. promotional programs and marketing alliances. In 2011-12, LA INC. was host to US Travel's International POW WOW (POW WOW) annual convention. In order to fund POW WOW, LA INC raised \$1.2 million of one time revenue. As a result 2012-13 revenues are expected to be less than the previous year.

Sponsorship - \$1,200,000

Sponsorship revenue is attributed to corporations and business entities that are included in marketing and promotion activities.

Los Angeles World Airports (LAWA) International Marketing Alliance - \$2,280,000

The International Marketing Alliance program focuses on increasing international demand to yield optimal utilization of LAWA's airport system, and delivering the greatest value for Los Angeles by protecting and increasing LAWA's share of the highest producing passenger markets. LA INC. contracts separately with LAWA for these services.

Income from Operations - \$500,000

This revenue is derived from the sales of collateral materials, and interest earned through cash flow management.

EXPENDITURES

PROGRAM	Actual 2010-11	Estimated 2011-12	Budget 2012-13
Convention & Meetings Sales & Services	\$6,781,000	\$7,035,000	\$8,034,000
LAWA International Marketing	4,840,000	2,280,000	2,280,000
Domestic Marketing	3,885,088	16,501,000	18,785,000
Los Angeles Sports & Entertainment Commission	500,000	588,000	588,000
Finance, IT, Human Resources	<u>2,236,000</u>	<u>2,600,000</u>	<u>2,600,000</u>
Total Expenditures	<u>\$18,242,088</u>	<u>\$29,004,000</u>	<u>\$32,287,000</u>

PROGRAM INFORMATION

To grow visitation, sustain visitor spending and reduce revenue erosion, strategies and tactics for each segment of the visitor economy will be re-evaluated, based on actual results from 2011-12.

Convention & Meetings Sales & Services - \$ 8,034,000

The mission of Convention and Meetings Sales and Services is to market Los Angeles as a destination for meetings and city-wide conventions. LA INC. sales include clients interested in booking at the Los Angeles Convention Center (LACC) and clients seeking hotel meeting space. An increase in expenditures is anticipated for 2012-13, which is directly attributable to the new LATMD.

The pattern of site selections has changed since the recession of 2009, with associations and businesses making decisions closer to event dates. The February 2010 opening of the JW Marriott Los Angeles LA Live hotel and the April 2010 opening of the Ritz Carlton Los Angeles hotel have generated a large amount of interest from convention meeting planners and helped to offset the negative impact of the recession. The hi-tech market segment, historically active in Los Angeles, is beginning to improve. The medical segment has increased as evidenced by the American Heart Association conventions in 2011 and 2012.

LAWA International Marketing Alliance - \$2,280,000

In 2008-09, LAWA reduced funding of the joint marketing alliance with LA INC. from \$6.8 million to \$5.2 million. Additional reductions were made for 2010-11, from \$5.2 million to \$4.8 million and from \$4.8 million to \$2.28 million in 2011-12. The contract for 2012-13 is anticipated to be awarded by June 30, 2012 at \$2.28 million.

The LAWA/LA INC. international regional offices plan to create renewed interest among airlines, tour operators and travel agents by providing more flights and by developing additional travel offers to Los Angeles. Staff will align activities promoting international travel to fit the changing demands of an airline industry that is undergoing significant and rapid change.

Domestic Marketing - \$ 18,785,000

The Domestic Marketing activities of LA INC. include the formation of cooperative marketing alliances and generation of industry revenue collected as a result of such alliances including advertising campaigns. Marketing is responsible for the maintenance and distribution of visitor information services as well as management of communications and consumer services on the web, this includes distribution of brochures and information for key attractions such as the Los Angeles Zoo (Zoo).

Domestic Marketing enhances the perception and economic vitality of Los Angeles by managing its image, identity and brand through advertising, public relations and promotions. LA INC. will partner with other corporate entities to create and distribute regional and national advertising campaigns. The increase in expenditures reflects additional funding received as a result of the new LATMD.

LA INC. will continue to create and launch specific cultural promotions in conjunction with partners, such as the Zoo, the Los Angeles County Museum of Art, the Museum of Contemporary Art and the Museum of Science and Industry. LA INC. is committed to assisting the Zoo in marketing its attractions to out of town tourists. LA INC. will continue promotion of Discover the Arts, a three month program featuring special packages and discounts from over fifty partners, and LA Arts Month, both for a fifth consecutive year. The LA INC. expects to receive cooperative sponsorship income from entities interested in promoting culture and arts in Los Angeles.

Los Angeles Sports & Entertainment Commission - \$588,000

The Los Angeles Sports & Entertainment Commission (LASEC) was founded in 1995 with the mission to “seek, host, promote and retain major sporting and entertainment events that positively impact the local economy for the City of Los Angeles.”

LASEC contributed to the bids to win the GRAMMY Awards annually in February, the Pac-10 Basketball Tournament annually in March and the Primetime EMMY Awards annually in September. LASEC assists the Los Angeles Marathon in developing international travel to the City to encourage event participation.

LASEC will partner with local venues to host nationally televised events like the NCAA Men’s Basketball Western Regional Championship in 2013.

Finance, IT and Human Resources - \$2,600,000

This area provides operational support to Convention & Meetings Sales & Services, International and Domestic Marketing and the LASEC in such areas as administrative, finance, human resources, payroll and information technology services. Together, these departments are responsible for maintaining financial controls, operational efficiency and contract compliance in all entities.

Total 2012-13 LA INC. Budget: \$ 32,287,000

PRODUCTIVITY GOALS

Exhibits A and B itemize the goals established for Convention and Meetings Sales and Services bookings and leads, which are subject to recommendations from the Sales Advisory Board and approval by the LA INC. Board of Directors.

The following reflect exhibit highlights:

ESTIMATED SALES BOOKINGS

Convention Center Events – These types of bookings account for activity generated at the LACC. Activity is anticipated to yield 425,000 room nights, approximately \$380 million in commercial activity and \$10.8 million in TOT.

Hotel Association and Corporate Meetings – These types of bookings account for activity generated at hotels with meeting space. Production is anticipated to yield 180,000 room nights, approximately \$124 million in commercial activity and \$4.6 million in TOT.

ESTIMATED SALES LEADS - This exhibit outlines sales leads developed by LA INC. There are 200 sales leads anticipated for the Convention Center. Hotel Association and Corporate Meeting sales leads are projected to be 1,100.

EXHIBIT A - ESTIMATED SALES BOOKINGS FOR 2012-13

Estimated Future Direct Revenues From Events Booked during 2012-13

	2011-12 Goals	2012-13 Goals (A)	Estimated Direct Economic Impact (B)	Estimated TOT
Convention Center Events				
Number	47	46		
Room Nights	440,000	425,000	\$379,950,000	\$10,829,000
Hotel Association and Corporate Meetings				
Number	403	403		
Room Nights	<u>160,000</u>	<u>180,000</u>	<u>\$123,840,000</u>	<u>\$ 4,586,000</u>
TOTALS				
Number	450	449		
Room Nights	<u>600,000</u>	<u>605,000</u>	<u>\$503,790,000</u>	<u>\$15,415,000</u>

Average Room Rate: \$182

Average Room Nights per Booking: 9,239 for Convention Center Events and 447 for Hotel Association and Corporate Meetings.

- (A) In view of current year-to-date sales performance, these goals may be adjusted based on recommendations from the Sales Advisory Committee and approval from LA INC. Board of Directors. Bookings for 2012-13 are anticipated to decline slightly due to possible complications during construction of the West Hall replacement at LACC.
- (B) Estimated Direct Economic Impact is the total estimated expenditures derived from convention and meeting events and their delegates. Expenditure areas account for lodging, food, ground transportation and other types of expenditures. The Direct Economic Impact Multiplier per room night of \$894 for Convention Center Events, and \$688 for Hotel Association and Corporate Meetings, is based on information developed by the Los Angeles Economic Development Corporation and the Destination Management Association International.

EXHIBIT B - ESTIMATED SALES LEADS FOR 2012-13

Estimated Potential Future Direct Revenues From Event Sales Leads During 2012-13

	2011-12 Goals	2012-13 (A) Goals	Estimated Direct Economic Impact (B)	Estimated TOT
Convention Center Events	170	200	\$2,257,350,000	\$64,337,000
Hotel Association and Corporate Meetings	<u>900</u>	<u>1,100</u>	<u>\$ 598,629,000</u>	<u>\$22,170,000</u>
TOTALS	<u><u>1,070</u></u>	<u><u>1,300</u></u>	<u><u>\$2,855,979,000</u></u>	<u><u>\$86,507,000</u></u>

Average Room Rate: \$182

(A) In view of current year-to-date sales performance, these goals may be adjusted based on recommendations from the Sales Advisory Committee and approval from LA INC. Board of Directors.

(B) Estimated Direct Economic Impact is the total estimated expenditures derived from convention and meeting events and their delegates. Expenditure areas account for lodging, food, ground transportation and other types of expenditures. The Direct Economic Impact Multiplier per room night of \$894 for Convention Center Events, and \$688 for Hotel Association and Corporate Meetings, is based on information developed by the Los Angeles Economic Development Corporation and the Destination Management Association International.

THIS PAGE INTENTIONALLY LEFT BLANK

LIABILITY CLAIMS

BASIS FOR THE PROPOSED BUDGET

The Fiscal Year 2012-13 Proposed Budget for Liability Claims relates to current year funding as follows:

	2011-12 Adopted Budget	2011-12 Estimated Expenditures	2012-13 Proposed Budget
Under \$100,000	\$ 10,000,000	\$ 8,000,000	\$ 10,060,000
Over \$100,000	<u>37,850,000</u>	<u>41,225,000</u>	<u>37,850,000</u>
Total	<u>\$ 47,850,000</u>	<u>\$ 49,225,000</u>	<u>\$ 47,910,000</u>

A total appropriation of \$47.91 million is proposed for Liability Claims. Funding in the amount of \$10.06 million is provided for Liability Claims under \$100,000 and \$37.85 million for Liability Claims over \$100,000. The Los Angeles Administrative Code authorizes the Mayor to delegate authority to the City Attorney to settle claims and pay judgments against the City in an amount not to exceed \$50,000; an additional \$50,000 (up to \$100,000) is subject to the concurrence of the Claims Board. Claims or judgments over \$100,000 must have the approval of the Mayor and Council.

Until 1994-95, Liability Claims under \$15,000 were budgeted in the City Attorney's Budget. Liability Claims over \$15,000 were budgeted in the Unappropriated Balance. Beginning in 1995-96, this Budget was created to account for all expenditures for the City's Liability Claims. Beginning in 2005-06, claims for police-related litigation which were previously paid from the Reserve for Extraordinary Liability Claims Account have been paid from this Budget.

The 2011-12 estimated expenditures reflects current cases on appeal with potential payouts and those matters still pending. The Proposed Budget also includes \$2 million in funding for Attorney Conflict Panel cases managed by the Office of the City Administrative Officer. Adjustments to the Budget may be necessary during the year as cases reach the trial stage and judgments or settlements are determined.

Liability Claims Cost	2003-04 Actual	2004-05 Actual	2005-06 Actual	2006-07 Actual	2007-08 Actual	2008-09 Actual
Under \$100,000	\$ 10,623,100	\$ 11,207,937	\$ 9,197,376	\$ 8,941,490	\$ 8,549,963	\$ 9,123,870
Over \$100,000	<u>38,045,768</u>	<u>34,978,451</u>	<u>20,649,176</u>	<u>21,635,218</u>	<u>30,737,854</u>	<u>27,801,851</u>
TOTAL LIABILITY CLAIMS	<u>\$ 48,668,868</u>	<u>\$ 46,186,388</u>	<u>\$ 29,846,552</u>	<u>\$ 30,576,708</u>	<u>\$ 39,287,817</u>	<u>\$ 36,925,721</u>
Judgment Obligation Bonds*	--	--	--	--	--	--
Other **	<u>7,439,189</u>	<u>3,080,014</u>	<u>7,029,028</u>	<u>7,088,834</u>	<u>2,530,000</u>	<u>5,076,963</u>
TOTAL LIABILITIES	<u>\$ 56,108,057</u>	<u>\$ 49,266,402</u>	<u>\$ 36,875,580</u>	<u>\$ 37,665,542</u>	<u>\$ 41,817,817</u>	<u>\$ 42,002,684</u>

Liability Claims Cost	2009-10 Actual	2010-11 Actual	2011-12 Estimated	2012-13 Proposed Budget	2011-12 Change To Budget	% Change
Under \$100,000	\$ 9,054,983	\$ 8,119,775	\$ 8,000,000	\$ 10,060,000	\$ 60,000	0.6%
Over \$100,000*	<u>68,385,537</u>	<u>36,896,551</u>	<u>41,225,000</u>	<u>37,850,000</u>	--	0.0%
TOTAL LIABILITY CLAIMS	<u>\$ 77,440,520</u>	<u>\$ 45,016,326</u>	<u>\$ 49,225,000</u>	<u>\$ 47,910,000</u>	<u>\$ 60,000</u>	<u>0.1%</u>
Judgment Obligation Bonds*	13,690,000	--	--	--	--	--
Other **/**	--	--	--	--	--	--
TOTAL LIABILITIES	<u>\$ 91,130,520</u>	<u>\$ 45,016,326</u>	<u>\$ 49,225,000</u>	<u>\$ 47,910,000</u>	<u>\$ 60,000</u>	<u>0.1%</u>

* Amount includes claims paid directly from Judgment Obligation Bonds and does not reflect debt service payments.

** Other funds include Sewer Construction and Maintenance Fund, Community Development Trust Fund, etc.

*** Complete information on funding from Special Funds not available.

THIS PAGE INTENTIONALLY LEFT BLANK

MEASURE R

LOCAL TRAFFIC RELIEF AND RAIL EXPANSION FUNDS

BASIS FOR THE PROPOSED BUDGET

The Fiscal Year 2012-13 Proposed Budget for Measure R – Traffic Relief and Rail Expansion Funds – Local Return Fund relates to current year funding as follows:

	Amount	% Change
2011-12 Adopted Budget	\$ 48,955,007	
2012-13 Proposed Budget	\$ 64,387,430	
Change from 2011-12 Budget	\$ 15,432,423	31.5%

In November 2008, the voters in Los Angeles County approved the imposition of an additional one-half cent sales tax for a period of 30 years to:

- Expand the County Metro rail system, including providing a direct airport connection;
- Make local street improvements, such as synchronizing signals, filling potholes, repairing streets and making neighborhood streets and intersections safer for drivers, bicyclists and pedestrians in each community;
- Enhance safety and improve the flow of traffic on freeways and highways; and,
- Make public transportation more convenient and affordable (especially for seniors, students, the disabled and commuters).

Collection of Measure R sales tax receipts began on July 1, 2009 and the first disbursement of funds to the City occurred in December 2009. Measure R Funds must be used to augment, not supplant other City programs. Expenditure of the funds for ineligible uses would require repayment, with interest, and would prohibit the City from receiving funds for a period of three years. Funds must be spent within five years of receipt or the balance of unspent funds will be returned to Los Angeles County Metropolitan Transportation Authority (Metro) for reallocation elsewhere. Funds will be audited on an annual basis and the use of those funds will be overseen by a three member panel of retired judges known as the Measure R Independent Taxpayers Oversight Committee of Metro. The Mayor of the City of Los Angeles, the County Board of Supervisors and the Los Angeles County City Selection Committee each select one member of the Oversight Committee.

The City receives an allocation from a 15 percent share of the revenue collected, based on the City's percentage share of the population of Los Angeles County. According to Metro, the Local Return Funds can be used for major street resurfacing, rehabilitation and reconstruction; pothole repair; left turn signals; bikeways; pedestrian improvements; streetscapes; signal synchronization; and transit.

In addition, the City receives an allocation from a 20 percent share of the revenue collected for transit capital and operations. This amount is determined by existing funding formulas and is reflected in the Measure R Bus Operations Fund. However, these pages provide detail only for the Local Return Fund.

All transit projects funded by Metro through the Measure R Transit Capital Fund include a three percent local match. Identification of matching funds will assist Metro in delivering transit projects within the City more quickly.

LOCAL RETURN FUND

	2011-12 Adopted Budget	2012-13 Proposed Budget
Balance Available, July 1	\$ 31,187,977	\$ 34,735,730
Less Prior Year Unexpended Appropriations	(17,532,970)	(32,900,000)
Anticipated Revenue Receipts	35,000,000	35,000,000
Anticipated One-Time Receipts	--	27,351,700
Interest	\$ <u>300,000</u>	\$ <u>200,000</u>
Total Revenue	\$ <u>48,955,007</u>	\$ <u>64,387,430</u>

	2011-12 Adopted Budget	2012-13 Proposed Budget
DEPARTMENTAL APPROPRIATIONS		
Bureau of Street Services. Funds are continued for sidewalk access ramp construction. An estimated 1,500 access ramps will be constructed. This will accelerate City efforts to ensure that all constituents have equal access to the City's public infrastructure and create safer intersections. Funds are also provided for additional resurfacing of City streets to reduce deferred maintenance.	\$ 6,300,000	\$ 13,121,095
Transportation. Funds are continued for administration. Funding is increased in 2012-13 to also provide funding for positions that provide leadership on the City bicycle program.	209,390	1,292,219
Planning Department. Funds are provided for the Bicycle Plan five-year implementation study (C.F. 10-2385-S1) and for the Transportation Element Plan.	--	734,056
General Services Department. Funds are provided for additional materials testing support for the City's Pavement Preservation Plan.	--	631,400
Bureau of Engineering. Funds are provided for additional survey and monument preservation support for the City's Pavement Preservation Plan.	--	250,000
Capital Improvement Expenditure Program. Funds are provided for 22 capital projects to improve roadway safety and provide pedestrian improvements.	--	11,930,265
Subtotal Departmental Appropriations	<u>\$ 6,509,390</u>	<u>\$ 27,959,035</u>

SPECIAL PURPOSE FUND APPROPRIATIONS

Matching Funds – Measure R Projects/LRTP/30-10. Funds are continued to be set aside as a three percent match for transit projects administered by Metro that are within the City limits. The Metro Projects are: The Crenshaw Transit Corridor, The Exposition Boulevard Light Rail; The Green Line Extension to LAX; The Regional Connector; The San Fernando Valley I-405 Corridor Connection; The San Fernando Valley North-South Rapidways; The San Fernando Valley East North-South Rapidways; and, The Westside Subway Extension. It is estimated that the City Measure R match will be approximately \$326 million.	\$ 5,300,550	\$ 4,000,000
Regional Transit Consultant Services. Funds are continued to assist the City in planning and coordinating the efficient intersection of the Mass Transit System with land use strategies.	250,000	--
Sign Replacement Program. Funds are provided for the Department of Transportation to replace old and damaged signs throughout the City.	500,000	--

	2011-12 Adopted Budget	2012-13 Proposed Budget
Bicycle Program. Five percent of the estimated revenue receipts is provided for bicycle projects within the City.	\$ 1,750,000	\$ 1,750,000
Pedestrian Program. Five percent of the estimated revenue receipts is continued for pedestrian projects within the City.	1,750,000	1,750,000
Transportation Element Plan Update. In 2011-12, funds were provided to the Planning Department for a Transportation Element Plan Update. Additional funds are provided in 2012-13 directly to the Planning Department Budget (See Departmental Appropriation on prior page).	500,000	--
Bridge Program. Funds are provided to assist the City with funding for the Hyperion Glendale Bridge Project.	--	2,000,000
Implementation of Bicycle and Pedestrian Projects. In 2011-12, additional one-time funding was provided for the implementation of bicycle and pedestrian projects.	920,000	--
Median Island Maintenance. Funds are provided for the maintenance of median islands on approximately a two-week schedule.	--	1,350,000
Pavement Preservation Set Aside. Funds are set aside to support the costs to maintain the Pavement Preservation Plan in 2013-14. During 2012-13, all Prop1B funds will be expended, leaving a funding gap estimated to exceed \$30 million in 2013-14. Without a sufficient reserve, the City will be unable to maintain the current level of the street system in 2013-14. A long-term funding strategy to maintain the street system at the current level (and/or improve the system) beyond 2013-14 is still required.	--	20,615,117
ATSAC Project Front Funding. In 2011-12, funds were provided to front fund three signal synchronization projects (Automated Traffic Surveillance and Control or ATSAC) which are anticipated to be ready for construction early in 2011-12. The Projects are ATSAC Coliseum 1, ATSAC Coliseum 2 and ATSAC Foothill. Funds will be reimbursed from the State Proposition 1B Program.	27,351,700	--
Transportation Contingency. Funds are provided as a contingency for the Department of Transportation in anticipation of emergency needs that routinely arise throughout the fiscal year.	1,000,000	500,000
Reimbursement of General Fund Costs.	3,123,367	4,463,278
Subtotal Special Purpose Fund Appropriations	<u>\$ 42,445,617</u>	<u>\$ 36,428,395</u>
TOTAL APPROPRIATIONS	<u>\$ 48,955,007</u>	<u>\$ 64,387,430</u>

DEPARTMENT OF NEIGHBORHOOD EMPOWERMENT FUND

NEIGHBORHOOD COUNCIL FUNDING PROGRAM

BASIS FOR THE PROPOSED BUDGET

The 2012-13 Proposed Budget for the Neighborhood Council Funding Program relates to current year funding as follows:

	Appropriation		Other Appropriations		Total Appropriation	No. of NCs as of July 1
2011-12 Adopted Budget	\$ 3,766,500	\$	148,609*	\$	3,915,109	93
2012-13 Proposed Budget	\$ 3,515,000	\$	74,000**	\$	3,589,000	95
Change from 2011-12 Budget				\$	(326,109)	
Percent Change					(8)%	

The Neighborhood Council Funding Program provides funding to certified neighborhood councils (NCs) for operation and neighborhood improvement purposes designated by each NC and within guidelines identified in accordance with Administrative Code Section 22.810.1(g), "money appropriated in the budget each year for certified Neighborhood Councils for costs related to the functions, operations, and duties of being a certified Neighborhood Council shall be placed in the Department of Neighborhood Empowerment".

If a NC enrolls during a fiscal year, the appropriation is prorated based on the quarter during which the NC became eligible for funding. On June 22, 2005, the City Council adopted a policy through which individual unspent NC fund balances would "rollover" at the end of each fiscal year for a period of time not to exceed three years from the date of initial allocation. In the 2011-12 Adopted Budget, the City Council suspended the "rollover" policy. The suspension will be continued through 2012-13. Any unspent funds remaining at the end of the fiscal year will not carry forward into NC accounts for use in the next fiscal year.

As part of the 2011-12 Adopted Budget the City Council approved a one-time rollover of unspent funds for new NCs that were enrolled in the 2010-11 fiscal year (C.F. 11-0600, Motion 26). The following NCs were newly certified in 2010-11 and had a combined unexpended fund balances in the amount of \$67,609* at the end of 2010-11:

- Northridge South.....\$25,813
- North Hills East.....\$30,546
- North Hollywood West.....\$11,250

In addition, the 2011-12 Neighborhood Empowerment Fund included a transfer in the amount of \$81,000* for two NCs (Westlake North and Westlake South) certified in 2011-12 (C.F. 11-0600, CAO Second Financial Status Report).

There are currently 95 certified NCs and an appropriation of \$3,515,000 is recommended for 2012-13 to provide each NC with its annual allocation of \$37,000. Funding in the amount of \$74,000** for two new NCs expected to be certified in the first quarter of 2012-13 will be provided in the Unappropriated Balance.

THIS PAGE INTENTIONALLY LEFT BLANK

PROPOSITION A LOCAL TRANSIT ASSISTANCE FUND

BASIS FOR THE PROPOSED BUDGET

The 2012-13 Proposed Budget for the Proposition A Local Transit Assistance (Proposition A) Fund relates to current year funding as follows:

	Amount	% Change
2011-12 Adopted Budget	\$ 147,877,928	
2012-13 Proposed Budget	\$ 192,984,033	
Change from 2011-12 Budget	\$ 45,106,105	30.5%

The Proposition A Fund Proposed Budget is allocated by the County based on population and provides for the use of the one-half cent sales tax revenues for the planning, administration and operation of Citywide public transportation programs. Proposed appropriations comply with the Proposition A Local Return Program Guidelines adopted by the Metropolitan Transportation Authority (Metro), which administers this program and were approved by the voters in November 1980. The Metro-approved guidelines for Proposition A funds reflect a distribution of funding as follows: 40 percent for discretionary and incentive projects; 35 percent for rail transit and 25 percent for local jurisdictions.

BUDGET HIGHLIGHTS

- In 2012-13, transit services will continue to be provided at the levels provided in 2011-12. On July 1, 2011, a second phase of approved fare increases (C.F. 10-0082) became effective. Specifically, DASH transit services fares increased from 35 cents to 50 cents per trip. Also, Commuter Express transit services fares increased approximately 15 percent from the current rates.
- A comprehensive detail of all City transit services are available at: <http://www.ladottransit.com/>
- Funding for Transit Operations consolidates appropriations for Commuter Express, DASH and Cityride transit in the amount of \$73 million. This includes \$55.3 million for DASH services, \$12.4 million for Commuter Express and \$5.3 million for Cityride. In addition, \$3 million in fuel contingency funding will be provided due to the increase in fuel prices.
- Funding for Transit Capital includes \$39.9 million to replace 84 DASH buses and \$4.2 million to purchase five Commuter Express replacement buses. An estimated 50 percent of the cost of all vehicles will be reimbursed through federal grant funding.

Proposition A Local Transit Assistance Fund

	2011-12 Adopted Budget	2012-13 Proposed Budget
Balance Available, July 1	\$ 24,048,805	\$ 71,546,655
Revenue: Receipts	52,000,000	56,689,474
Interest	1,300,000	347,000
Front Funds/Matching Funds – Reimbursements from Other Agencies	53,900,232	49,235,682
Transit Scrip	500,000	310,000
Rail Transit Facilities Reimbursements	3,000,000	--
Leases and Rentals	10,000	8,000
MTA Bus Passes	--	1,500,000
Advertising	--	652,000
Miscellaneous Receipts	1,213,503	280,000
Farebox Revenue	<u>11,905,388</u>	<u>12,415,222</u>
Total Receipts:	<u>\$ 123,829,123</u>	<u>\$ 121,437,378</u>
Total Available Balance:	<u>\$ 147,877,928</u>	<u>\$ 192,984,033</u>

	2011-12 Adopted Budget	2012-13 Proposed Budget
CITY TRANSIT SERVICE		
DASH – Funds are consolidated under Transit Operations for all DASH Operations (Downtown DASH and Community DASH) for 2012-13.	\$ 47,910,000	\$ --
Commuter Express. This service consists of the Commuter Express Program and the Union Station/Bunker Hill Shuttle. Funds are consolidated under Transit Operations for 2012-13.	18,500,000	--
Transit Operations. Funds are consolidated for DASH, Commuter Express and Cityride transit operations for 2012-13.	--	73,000,000
Commuter Transportation Implementation Plan. Funds are continued for Municipal Area Express (MAX) commuter bus service to areas throughout the South Bay and El Segundo. The service is funded by the City, seven South Bay cities, and Metro.	220,000	253,000
Fuel Reimbursement. In the current transit operating contracts, the actual price of fuel is reimbursed by the City as part of the contractor’s cost of service included in Transit Operations. This funding is for fuel contingency due to the increase in fuel costs.	7,000,000	3,000,000
Transit Sign Productions and Installations. This funding will replace signage at DASH stops in 2012-13.	--	200,000
Marketing/Advertising. Funds are continued for customer service and marketing of City transit services.	1,600,000	1,700,000
Transit Store. This service provides a central information outlet for transit services. The store provides information; sells tickets, MTA fare media, and passes; and handles customer service complaints.	580,000	600,000
Reimbursement for MTA Bus Pass Sales. The Transit Store sells Metro bus passes and the proceeds are deposited into City accounts. In order to transfer the proceeds to Metro, an appropriation is required.	1,500,000	1,500,000
Total City Transit Service	<u>\$ 77,310,000</u>	<u>\$ 80,253,000</u>

SPECIALIZED TRANSIT

Senior Youth Transportation Charter Bus Program. Funding in the amount of \$750,000 is provided for contracted charter bus trips scheduled by the Mayor’s Office and Council Offices for recreational and educational purposes. A total of \$50,000 is budgeted for maintenance of the Department of Transportation’s charter bus scheduling system.	\$ 800,000	\$ 800,000
---	------------	------------

	2011-12 Adopted Budget	2012-13 Proposed Budget
Paratransit Program Coordination Services. Funds are continued for Cityride program services, including registration, distribution of transit scrip, collection of revenue, and automation.	\$ 2,000,000	\$ 1,200,000
Cityride Dial-a-Ride Services. Funds are consolidated under City Transit Operations for 2012-13. These funds provide curb-to-curb- transportation services for senior and persons with disabilities.	6,000,000	-
Cityride Scrip. Funds are continued for reimbursement of taxi and private van companies providing services to senior citizens and disabled persons.	5,000,000	4,500,000
Senior Cityride Scrip Program. Funds are continued for the operations of door-to-door transit service to frail elderly and disabled individuals. This program is based at the Department of Aging's Senior Multipurpose Centers.	3,599,500	3,708,000
	<hr/>	<hr/>
Subtotal Specialized Transit	\$ 17,399,500	\$ 10,208,000
 TRANSIT CAPITAL		
Bus Inspection and Maintenance Facility. Funds are provided for the construction of a new CNG fueling station. Of this amount \$2 million is for the design of the facility and \$3 million is front funding/local match. Eighty percent of the front funding is anticipated to be reimbursed with federal grant funding.	\$ --	\$ 300,000
Third Party Inspections for Transit Capital. The Department of Transportation protects its investment in its DASH and Commuter Express vehicles by ensuring that an objective party checks the vehicles at the end of the contract upon turnover between contractors.	250,000	250,000
Fleet Replacement – DASH. Funds were provided in 2011-12 to replace 30 Community DASH buses that were past their replacement date. Funds are provided in 2012-13 to replace 84 DASH buses that are past their replacement date.	13,407,000	39,900,000
Fleet Replacement – Commuter Express. Funds were provided in 2011-12 to replace 11 Commuter Express buses that are past their replacement date. Funds are provided in 2012-13 to replace five Commuter Express buses that are past their replacement date.	7,975,000	4,250,000
Inspection for Fleet Procurement. Funds are provided in 2012-13 for inspections related to the procurement of new fleet vehicles.	10,000	10,000

	2011-12 Adopted Budget	2012-13 Proposed Budget
Transit Bus Radio Auto Vehicle Locator System. No funds requested for 2012-13.	\$ 175,000	\$ --
	<hr/>	<hr/>
Subtotal Transit Capital	\$ 21,817,000	\$ 49,710,000
 RAIL TRANSIT FACILITIES		
DASH Bus Stop Maintenance. Formerly titled "Bus Stop Maintenance." Funds are provided for DASH Bus Stop Maintenance.	\$ --	\$ 100,000
Transit Facility Security and Maintenance. Funds are provided for various maintenance and minor capital improvement projects at City-owned and maintained transit facilities.	951,000	1,100,000
Commuter Express Bus Stop Maintenance. Formerly titled "Support Services from MTA." Increased funding is provided to fund replacement of Commuter Express signs.	85,000	200,000
	<hr/>	<hr/>
Subtotal Rail Transit Facilities	\$ 1,036,000	\$ 1,400,000
 SUPPORT PROGRAMS		
Aging. Funds are continued for staff to administer the Multi-Purpose Centers shuttle program.	\$ 336,625	\$ 335,773
Controller. Funds are continued for Proposition A administration.	107,401	109,451
Council. Funds are continued for Proposition A administration.	89,000	89,000
Street Lighting. Funds for costs associated with the Metro Rail Annual Work Program are moved to Prop C for 2012-13.	111,723	--
Street Services. Funds are continued for the installation of bus pads and for the installation and improvement of bus stop landings and curb ramps by City staff.	2,324,055	2,445,127
Transportation. Funds are continued for administration of City mass transit services and other Proposition A related activities.	5,434,123	4,284,195
Reimbursement for General Fund Costs.	8,275,688	5,687,172
Memberships and Subscriptions.	35,000	35,000
Office Supplies	20,000	20,000

Proposition A Local Transit Assistance Fund

	2011-12 Adopted Budget	2012-13 Proposed Budget
Technology and Communications Equipment. Funds are continued for the Department of Transportation computer and server replacement program.	\$ 95,000	\$ 95,000
Transit Bureau Data Management System. Funds are provided for the ongoing annual service maintenance agreement. Increased funding is for planned improvements to the system including integration with TAP reporting database and enhanced customized reporting. This web based data management system collects, consolidates and stores data from multiple systems and contractors and provides centralized access to LADOT for management of its transit operations.	65,000	200,000
Transit Operations Consultant. Funds are continued for work on the transit service program and audits of the paratransit, commuter express and charter bus programs.	100,000	200,000
Transportation Grant Fund Matching Funds. Funds are provided for eligible transportation grant fund projects that will be determined during 2012-13.	500,000	500,000
Travel and Training. Funds are provided for various transit-related conferences and training programs.	32,000	32,000
Subtotal Support Programs	\$ 17,525,615	\$ 14,032,718
Total All Programs	<u>\$ 135,088,115</u>	<u>\$ 155,603,718</u>
 OTHER APPROPRIATIONS		
Reserve for Future Transit Service. In 2011-12, funding in the amount of \$12,789,813 was set aside in Reserve for Future Transit Services. Increased funding of \$37,380,315 includes the cash balance from 2011-12. This item is provided to reduce the need for service reductions in future years.	\$ 12,789,813	\$ 37,380,315
Total Other Appropriations	<u>\$ 12,789,813</u>	<u>\$ 37,380,315</u>
TOTAL APPROPRIATIONS	<u>\$ 147,877,928</u>	<u>\$ 192,984,033</u>

PROPOSITION C TRANSIT IMPROVEMENT FUND

BASIS FOR THE PROPOSED BUDGET

The 2012-13 Proposed Budget for the Proposition C Transit Improvement (Proposition C) Fund relates to current year funding as follows:

	Amount	% Change
2011-12 Adopted Budget	\$ 73,850,907	
2012-13 Proposed Budget	\$ 104,373,261	
Change from 2011-12 Budget	\$ 30,522,354	41.3%

DEFINITIONS

Metro/MTA – Los Angeles County Metropolitan Transportation Authority.

Call for Projects (Call) – Process created by Metro to allocate discretionary, countywide capital to regionally significant projects.

TGF – Transportation Grant Fund, which receives Metro grant and City matching funds for local transportation projects.

The Proposition C Fund receives funds from the one-half cent sales tax increase approved by County of Los Angeles voters in 1990. The funds are allocated Countywide on a per-capita basis and may be used for public transit, paratransit, and the repair and maintenance of streets used by public transit. The Metro-approved guidelines for Proposition C funds reflect a distribution of funding as follows:

Discretionary	40%
Transit-Related Highway Improvements	25%
Local Return (Allocation to Jurisdictions)	20%
Commuter Rail	10%
Security	5%

BUDGET HIGHLIGHTS

- **Signal Synchronization:** Funding is provided to City departments, including the Department of Transportation (DOT) and the Department of Public Works, to increase efficiencies of the City's roadway system through the use of the Automated Traffic Surveillance and Control (ATSAC) and Adaptive Traffic Control System (ATCS) traffic signal synchronization systems. The ATSAC system is a computer-based traffic signal control system that monitors traffic conditions and system performance, selects appropriate signal timing (control) strategies and performs equipment diagnostics and alert functions. The ATCS projects will upgrade signal timing features to existing ATSAC locations.
- **Metro Rail/Expo Annual Work Program:** Funding is provided to City departments for salaries and expense costs associated with the Metro Rail/Expo Annual Work Program. All expenses are reimbursed by Metro/Exposition Line Construction Authority. In prior years, funding has been provided through an interim report off-budget. The Metro Rail/Expo Annual Work Program includes transportation projects which are part of the America Fast Forward Initiative (also known as the Measure R 30/10 Initiative).
- **Transportation Grant Fund Work Program:** Funding is provided to City departments for salaries and expense costs associated with Transportation Grant Funded projects. In prior years, match funding has been provided for construction costs to reflect the cash flow needs for projects underway. This year any match funding needed will be appropriated from the cash balance available within the fund. The specific projects utilizing these funds will be addressed in the 2012-13 Transportation Grant Fund Annual Report.

Proposition C Transit Improvement Fund

	2011-12 Adopted Budget	2012-13 Proposed Budget
Cash Balance Available, July 1	\$ 3,062,713	\$ 22,302,215
Less:		
Prior Year's Unexpended Appropriations	<u> --</u>	<u> 8,933,718</u>
Balance Available, July 1	\$ 3,062,713	\$ 13,368,497
Total Proportionate Share of Revenue Funds	43,000,000	46,614,000
Interest	295,000	187,877
Matching Funds-Other Agencies	13,622,589	--
Reimbursement from Other Agencies	2,528,000	--
Metro Rail and Expo Reimbursement	--	7,154,754
Interest Transfer from Transportation Grant Fund	2,200,000	16,350,000
Cash Adjustments	8,859,605	20,698,133
Other	<u> 283,000</u>	<u> --</u>
Total Revenue	<u>\$ 73,850,907</u>	<u>\$ 104,373,261</u>

Proposition C Transit Improvement Fund

	2011-12 Adopted Budget	2012-13 Proposed Budget
APPROPRIATIONS		
RAIL TRANSIT FACILITIES		
Railroad Crossing Program. Funds are provided as match funds.	\$ 650,000	\$ 1,821,000
	<hr/>	<hr/>
Subtotal Rail Transit Facilities	\$ 650,000	\$ 1,821,000
TRANSPORTATION DEMAND MANAGEMENT PROGRAM		
Los Angeles Neighborhood Initiative (LANI). Funds are provided to assist with the revitalization of transit-oriented neighborhoods through public and private partnerships.	\$ 550,000	\$ 550,000
Bicycle Programs. Funds are provided for the promotion of bicycle programs as an alternate mode of transportation. The annual appropriation is increased due to increased initiatives that emphasize bicycling.	30,000	40,000
Bicycle Path Maintenance. Funds are provided for Citywide bike path maintenance. The annual appropriation is increased due to the increased mileage of paths approved in 2011-12 and the potential maintenance associated with this increase.	500,000	700,000
School Bike and Transit Education. Funds are provided for public education and an outreach program that focuses on alternative modes of transportation, including transit and bicycles, and air quality issues. The 2012-13 allocation provides \$300,000 for the Bicycle Safety and Education Program and \$300,000 for the Commuter Safety Program.	660,000	600,000
Caltrans Maintenance of Bus Stops. Funds are provided for payment to Caltrans for the maintenance of bus stops.	30,000	30,000
	<hr/>	<hr/>
Subtotal Transportation Demand Management Program	\$ 1,770,000	\$ 1,920,000
TRANSIT INFRASTRUCTURE AND CAPITAL		
ATSAC Maintenance. Funds are provided to maintain ATSAC field and support equipment.	\$ --	\$ 500,000
Traffic Signal Supplies.	50,000	50,000
	<hr/>	<hr/>
Subtotal Transit Infrastructure and Capital Expenditure Program	\$ 50,000	\$ 550,000

Proposition C Transit Improvement Fund

	2011-12 Adopted Budget	2012-13 Proposed Budget
DEPARTMENTAL APPROPRIATIONS		
City Administrative Officer. Funds are continued for Proposition A and C administration.	\$ 58,729	\$ 57,766
City Attorney. Funds are continued for Proposition A and C legal services.	179,847	182,605
General Services. Funds are continued for materials testing related to the street resurfacing projects funded through Proposition C.	418,000	488,000
Mayor. Funds are continued for a Metro liaison in the Mayor's Office.	157,000	157,000
Public Works:		
Board. Funds are continued and moved from Proposition A to Proposition C for continued support of the Metro Rail Annual Work Program.	62,907	129,854
Contract Administration. Funds are continued for inspection of Street Lighting projects funded by Proposition C in the Capital Improvement Expenditure Program and for construction inspection for the accelerated ATSAC and Adaptive Traffic Control System (ATCS) programs. Increased funding provides for the continued support of the Metro Rail Annual Work Program, which was previously provided off-budget.	2,547,627	3,235,983
Engineering. Funds are continued for the accelerated ATSAC and ATCS programs for necessary signal timing engineering and for salaries to support the Transportation Grant Fund Annual Work Program. Increased funding provides for the continued support of the Metro Rail Annual Work Program, which was previously provided off-budget.	3,697,970	5,195,159
Street Lighting. Funds are continued for design of transit-related projects such as transit shelter security lighting and streetscape projects. Funding is provided for necessary plan check review for the accelerated ATSAC and ATCS programs design projects and for salaries to support the Transportation Grant Fund Annual Work Program. Increased funding provides for the continued support of the Metro Rail Annual Work Program, which was previously provided off-budget.	1,025,592	1,659,343
Street Services. Funds are continued for street improvements and the resurfacing of streets heavily used by public transit and for salaries to support the Transportation Grant Fund Annual Work Program, MTA call projects, and Safe Routes. Increased funding provides for additional construction and materials associated with this workload. Increased funding also provides for the continued support of the Metro Rail Annual Work Program, which was previously provided off-budget.	11,115,002	28,496,543

Proposition C Transit Improvement Fund

	2011-12 Adopted Budget	2012-13 Proposed Budget
<p>Transportation. Funds are continued for various operations, including signal systems, field operations, design services, project development, transit education, pipeline and franchises, transportation planning, and general administration and support programs. Funds are also provided for additional support for the accelerated ATSAC and ATCS programs and the Transportation Grant Fund Annual Work Program. Increased funding reflects salaries and expense funding associated with traffic control devices, planning and design which was shifted from the General Fund due to the City's financial constraints. Increased funding also provides for the continued support of the Metro Rail Annual Work Program, which was previously provided off-budget.</p>	\$ 25,237,329	\$ 39,772,381
<hr/>		
Subtotal Departmental Appropriations	\$ 44,500,003	\$ 79,374,634
 Support Programs		
<p>Consultant Services. Funds are continued for as-needed expert financial consultant assistance, including potential environmental, archaeological, and historical impact studies, as required by federal mandates.</p>	\$ 50,000	\$ 50,000
<p>Contractual Services – Support. Funds are provided for contractual services tied to administrative support.</p>	--	50,000
<p>Office Supplies.</p>	35,000	60,000
<p>Reimbursement for Related Costs.</p>	12,097,719	20,039,627
<p>Technology and Communications Equipment. Funds are continued for replacement computers, computer and server-related cost, equipment, and routine communications service requests.</p>	125,000	130,000
<p>Project Management Improvement Initiative. Funds are provided for new project management initiatives connected to Proposition C projects, including software purchases.</p>	--	350,000
<p>Travel and Training.</p>	28,000	28,000
<hr/>		
Subtotal Support Programs	\$ 12,335,719	\$ 20,707,627

Proposition C Transit Improvement Fund

	2011-12 Adopted Budget	2012-13 Proposed Budget
TRANSPORTATION GRANT FUND WORK PROGRAM		
Transportation Grant Fund Work Program. No funds are provided due to the current cash available within the account to support 2012-13 transportation capital projects. Typically funds in the Transportation Grant Fund Annual Work Program provided budgeted front and matching funds which enable the City to supplement various grants received from Metro and other organizations for City projects.	\$ 14,545,185	\$ --
	<hr/>	<hr/>
Subtotal Transportation Grant Fund Work Program	\$ 14,545,185	\$ --
TOTAL APPROPRIATIONS	<u>\$ 73,850,907</u>	<u>\$ 104,373,261</u>

SOLID WASTE RESOURCES REVENUE FUND

BASIS FOR THE PROPOSED BUDGET

The 2012-13 Proposed Budget for the Solid Waste Resources Revenue Fund (SWRRF) relates to current year funding as follows:

	Amount	% Change
2011-12 Adopted Budget	\$ 357,149,168	
2012-13 Proposed Budget	\$ 372,933,828	
Change from 2011-12 Budget	\$ 15,784,660	4.4%

The Solid Waste Collection, Transfer, Recycling, Recovery of Waste Resources and Disposal Fee (Solid Waste Fee) is imposed on all single-family dwellings in the City and upon multiple-unit dwellings for which the City provides refuse collection services. All receipts from the Solid Waste Fee are deposited into the SWRRF and are used for principal and interest payments, lease payments, direct acquisitions, and associated expenses to acquire and repair sanitation equipment utilized in the collection and disposal of household refuse.

The Municipal Code was amended in 2006-07 to change the existing Sanitation Equipment Charge into a comprehensive Solid Waste Collection, Transfer, Recycling, Recovery of Waste Resources and Disposal Fee. This amendment allows the City to charge a fee covering all costs associated with the collection, disposal, and recycling of solid waste. This includes, but is not limited to, the following activities: salaries; direct and indirect overhead costs; landfill costs, including disposal, resource recovery facilities or refuse to energy and fuel facilities, and closure of City-owned landfill facilities; the development, acquisition, construction, operation, and maintenance of equipment, alternative fuel infrastructure, recycling, green waste processing, transfer facilities, or resource recovery facilities used in the collection, recycling, or recovery of solid waste resources; and, storage of solid waste related equipment. Further, these revenues can be used for the payment of principal and interest on both existing and future revenue bonds for the above listed activities that are eligible for funding from bond proceeds. Additionally, the Curbside Recycling Trust Fund was consolidated into this fund in 2009-10.

BUDGET HIGHLIGHTS

- The Solid Waste Fee was increased in September 2008 to achieve full cost recovery of the City's solid waste resources programs. Full cost recovery includes, but is not limited to, Bureau of Sanitation (Bureau) and Department of General Services direct and related costs, tipping fees, debt service, fuel and capital costs, and Department of Water and Power billing fees.
- Funding of \$6.2 million in the General City Purposes is provided to reimburse the SWRRF for costs attributed to the Lifeline Rate Program and solid resources collection and disposal service to other City departments and events.
- Funding of \$48 million is provided for the acquisition of approximately 160 compressed (CNG) and liquefied (LNG) natural gas collection trucks to achieve a 100 percent clean fuel refuse fleet. The Bureau currently has 704 refuse trucks in service of which 544 operate on clean fuel. The remaining trucks are older diesel-powered models which have reached or are approaching the end of their useful life.
- Solid waste tip fees for residential collection activity are funded at the current level of \$58 million through Special Purpose Fund Appropriations. For administrative efficiency, tip fees for the Multifamily Bulky Item Program and other special funds are paid by SWRRF and reimbursed from those special funds.
- Funding of \$13 million is provided for cash financing of the Container Replacement Program (CRP) for annual replacement of approximately 215,000 worn, damaged and lost residential containers. The funding also supports technology improvements for the container asset management system.

Solid Waste Resources Revenue Fund

		2011-12	2012-13
		Adopted Budget	Proposed Budget
Balance Available, July 1:		\$ 67,686,935	\$ 80,545,163
Receipts:	Solid Waste Fee	266,595,281	271,729,864
	Interest	1,191,290	483,271
	Interest/Credits from Debt Service	675,000	885,000
	Sale of Salvage Vehicles	100,000	1,000,000
	Multifamily Bulky Item Revenue Fund	949,221	948,976
	Reimbursement from Other Funds/Depts.	6,939,801	7,184,555
	Reimbursement from Proprietary Depts.	4,138,000	3,776,687
	Reimbursement from Citywide Recycling	750,000	750,000
	CA Beverage Reimbursement Revenue	321,640	257,312
	Contamination Reduction Contributions	272,000	272,000
	Solid Waste Fee Lifeline Rate Program	7,129,000	4,700,000
	Other	<u>401,000</u>	<u>401,000</u>
Total Receipts:		<u>\$ 289,462,233</u>	<u>\$ 292,388,665</u>
Total Available Balance:		<u>\$ 357,149,168</u>	<u>\$ 372,933,828</u>

Solid Waste Resources Revenue Fund

	2011-12	2012-13
	Adopted Budget	Proposed Budget
SPECIAL PURPOSE FUND APPROPRIATIONS:		
Debt Service. Funds are provided for the payment of principal and interest on outstanding revenue bonds.	\$ 40,072,456	\$ 40,042,506
Debt Administration. Funds are provided for the issuance and administration costs for revenue bonds.	14,200	14,200
Arbitrage. Funds are provided for the arbitrage costs, as needed, for outstanding revenue bonds.	51,500	40,000
Sanitation Expense and Equipment. Funds are provided for non-capital expenses and equipment for the Bureau of Sanitation, inclusive of tipping fees, container contract purchases and liability claims.	76,628,752	77,730,576
Capital Infrastructure. Funds are provided for capital expenses for the solids program. Funding needs will be evaluated and determined on a priority basis.	64,207,555	43,034,158
Clean Fuel Collection Fleet Replacement. Funds are provided for the acquisition of approximately 160 compressed (CNG) and liquefied (LNG) natural gas collection trucks to achieve a 100 percent clean fuel refuse fleet.	--	48,000,000
Department of Water and Power Fees. Funds are provided for the costs of billing and collection of the Solid Waste and Multi-family Bulky Item fees.	1,315,200	1,315,200
Reimbursement of General Fund Costs. Funds are provided for fringe and central services indirect costs.	67,576,266	53,650,782
Subtotal Special Purpose Fund Appropriations	\$ 249,865,929	\$ 263,827,422
GENERAL FUND REIMBURSEMENTS		
Solid Waste Fee funds are provided to reimburse the General Fund for the cost of solid waste related activities in various City departments, offices, and bureaus.		
City Administrative Officer – Solid resources budget coordination.	\$ 60,093	\$ 59,130
City Attorney – Solid resources legal support.	75,300	155,648
Emergency Management – Emergency preparedness coordination.	38,471	38,471
General Services – Maintenance of refuse collection fleet.	25,999,574	26,945,681
Mayor – Solid resources environmental sustainability coordination.	30,045	30,045
Personnel – Human Resources Consolidation Phase I transfer.	--	451,143
Board of Public Works – Accounting support.	62,907	62,242
Bureau of Sanitation – Operations and maintenance, excluding tipping fees.	81,016,849	81,364,046
Subtotal General Fund Reimbursements	\$107,283,239	\$109,106,406
TOTAL APPROPRIATIONS	<u>\$357,149,168</u>	<u>\$372,933,828</u>

THIS PAGE INTENTIONALLY LEFT BLANK

SPECIAL PARKING REVENUE FUND

BASIS FOR THE PROPOSED BUDGET

The 2012-13 Proposed Budget for the Special Parking Revenue Fund (SPRF) relates to current year funding as follows:

	Amount	% Change
2011-12 Adopted Budget	\$ 50,025,924	
2012-13 Proposed Budget	\$ 50,132,701	
Change from 2011-12 Budget	\$ 106,777	0.2%

The Special Parking Revenue Fund (SPRF) receives all monies collected from parking meters and City-owned parking lots in the City in accordance with Division 5 of the Los Angeles Administrative Code. Under the Ordinance that took effect July 1, 2000, SPRF monies have been used for the following purposes: (1) purchasing, leasing, installing, maintaining, operating, regulating and policing of parking meters and metered spaces; collection of meter revenue and related expenses (for the purposes of this section, the policing of parking meters shall not include the routine and customary issuance of parking citations); (2) the purchase, improvement and operation of off-street parking facilities; (3) the painting and marking of streets and curbs required for the parking of motor vehicles within parking meter zones; (4) repayment of borrowed City funds; and (5) the payment of debt service costs incurred for off-street parking facilities. Off-street parking facilities financed from the SPRF should be in close proximity to the business districts in which parking meter zones are established and should be paid from the receipts of parking meters installed in those business districts.

The Ordinance has been amended since as follows:

- In June 2001, to provide for the use of the SPRF funds for City employee parking;
- In June 2004, to allow funding of the Central Library Validation Program;
- In December 2008, to allow the City Council to declare a surplus in the fund and transfer it to the Reserve Fund after providing for the payment of debt service and the cost of operations and maintenance, and establishing a contingency account, with an expiration date on the amendment of June 30, 2009;
- In July 2009, to extend the effective date of the surplus amendment through June 30, 2010 and to specify that funds taken from accounts to contribute to a surplus transfer must be returned to the affected accounts within two years; and,
- In November 2010, to:
 - make permanent the Council's ability to declare a surplus in the fund;
 - require Council approval of a five-year operations and maintenance plan for the parking system prior to the declaration of a surplus; and,
 - specify that any funds declared surplus can only be considered a loan.

In June 2011, as part of the Adopted 2011-12 Budget, the City Council requested the City Attorney to draft an ordinance to suspend the loan repayment requirement on all surplus funds transferred during a fiscal year in which the City has declared a fiscal emergency.

BUDGET HIGHLIGHTS

- The 2012-13 Proposed Budget:
 - Eliminates the loan repayment requirement on all surplus funds transferred;
 - Provides funding to add 500 new metered spaces throughout the City and upgrade an additional 500 single-space parking meters with credit card capabilities;
 - Provides operational support for 5,650 new single- and multi-space parking meters and sensors in the downtown area for the ExpressPark dynamic pricing and traffic congestion mitigation project;
 - Eliminates funding for the Central Library Validation Program; and,
 - Provides for a surplus transfer of \$32.58 million to the Reserve Fund.

Special Parking Revenue Fund

	2011-12 Adopted Budget	2012-13 Proposed Budget
Balance Available, July 1	\$ 23,296,226	\$ 26,036,482
Less: Prior Year's Unexpended Appropriations	<u>17,120,597</u>	<u>10,981,408</u>
Adjusted Balance	6,175,629	15,055,074
Revenue: Parking Meters	41,682,000	48,666,000
Parking Lots	6,372,295	5,796,900
Hollywood and Highland Lot	10,935,000	12,253,680
Lease Revenue – Parking Facilities	600,000	600,000
Interest	770,000	338,047
Less: Surplus Transfer to Reserve Fund	<u>16,509,000</u>	<u>32,577,000</u>
Total Revenue	<u>\$ 43,850,295</u>	<u>\$ 35,077,627</u>
Total Available Balance	<u>\$ 50,025,924</u>	<u>\$ 50,132,701</u>

Special Parking Revenue Fund

	2011-12 Adopted Budget	2012-13 Proposed Budget
DEPARTMENTAL APPROPRIATIONS		
Transportation. Funds are continued for an enhanced Parking Management Division, including four regular authority positions. In 2011-12, funds were provided for salary payouts related to the Early Retirement Incentive Program. In 2012-13, six months' funding is provided in the Parking Management Division for a continued resolution authority Principal Transportation Engineer.	\$ 684,153	\$ 417,191
Subtotal Departmental Appropriations	\$ 684,153	\$ 417,191
SPECIAL PURPOSE FUND APPROPRIATIONS		
Parking System Revenue Bonds (Series 1999-A). Funds are continued for the repayment of bonds issued for the Hollywood-Highland project.	\$ 5,395,283	\$ 5,397,008
Parking System Revenue Bonds (Series 2003-A). Funds are continued for the repayment of bonds issued for the Mangrove Estates project.	3,208,288	3,208,088
Bond Administration. Funds are continued for a parking revenue bond trustee to manage debt service payments on Hollywood-Highland, Mangrove, Santee Court, Vine Street Garage and the Aiso Street Garage projects.	20,000	10,000
Collection Services. Funds are continued for parking meter collection services. The contractor currently services individual meters, multi-space meters and off-street pay stations.	2,100,000	1,900,000
Contractual Services. Funds are continued for lot operation agreements, asset development and expansion studies, recurring and new meter technology, communication and credit card processing costs, anticipated parking occupancy tax receipts to be remitted to the Office of Finance, and the lease and maintenance of 20,000 single-space parking meters.	15,686,000	18,887,768
Library Trust Fund. Funds to subsidize the Central Library validation program are discontinued in 2012-13 due to the City's financial constraints. The Library Fund will be able to absorb the cost of this program.	150,000	--
Maintenance, Repair and Utility Service for Off-Street Parking Lots. Funds are continued for recurring costs (security, sweeping, lighting, landscape maintenance, debris removal on lots and utilities) and non-recurring costs (repair of wheel stops, walls, signs, potholes, gates, fences, slurry seal and resurfacing). In 2012-13, landscaping service is expanded to encompass all 117 surface lots, and additional funding is provided to prevent service lapses and address safety hazards in a timelier manner.	1,622,000	1,830,000
Parking Facilities Lease Payments. Funds are continued for payments on leases for parking facilities throughout the City.	410,000	400,000
Parking Meter and Off-Street Parking Administration. Funds are continued for staff costs for positions performing parking administration services, including overtime.	5,029,542	4,394,579

Special Parking Revenue Fund

	2011-12 Adopted Budget	2012-13 Proposed Budget
Replacement Parts, Tools & Equipment. Funds are continued for the purchase of parts, supplies and tools needed to repair and maintain the City's electronic parking meters.	\$ 918,200	\$ 800,000
Training. Funds are continued for annual parking-related conferences, exhibits and work-related training.	20,000	15,000
Capital Equipment Purchases. Funds are provided for a variety of new and continuing initiatives, such as replacement electronic locks for parking meters, single-space meters and pay stations for new parking meter zones and off-street facilities, and for the purchase of 20,000 replacement single-space parking meters. In 2011-12, funding was also provided for replacement revenue control equipment for all attendant-operated parking facilities that was not completed in prior years.	9,347,000	7,148,200
Miscellaneous Equipment. Funds are provided for administrative equipment and office supplies.	30,000	95,000
Subtotal Special Purpose Fund Appropriations	\$ 43,936,313	\$ 44,085,643
 GENERAL FUND REIMBURSEMENTS		
Reimbursement of General Fund Costs. Funds are continued to reimburse the General Fund for the cost of parking-related activities in City departments, offices and bureaus as permitted by the Ordinance.	\$ 4,869,458	\$ 3,428,867
Capital Finance Administration Fund. Funds are continued to cover debt service on Municipal Improvement Corporation of Los Angeles (MICLA) bonds issued for the Vine Street Garage and the Aiso Street Garage.	536,000	1,201,000
Subtotal General Fund Reimbursements	\$ 5,405,458	\$ 4,629,867
 CAPITAL IMPROVEMENT EXPENDITURE PROGRAM		
Funds are provided for specific projects, including parking lot development and construction. In 2012-13, funds are provided for lot filtration in various parking lots.	\$ --	\$ 1,000,000
Subtotal Capital Improvement Expenditure Program	\$ --	\$ 1,000,000
TOTAL APPROPRIATIONS	\$ 50,025,924	\$ 50,132,701

SPECIAL POLICE COMMUNICATIONS/ 9-1-1 SYSTEM TAX FUND

BASIS FOR THE PROPOSED BUDGET

The 2012-13 Proposed Budget for the Special Police Communications/9-1-1 System Tax Fund relates to current year funding as follows:

	Amount	% Change
2011-12 Adopted Budget	\$ 22,434,522	
2012-13 Proposed Budget	\$ 3,720,162	
Change from 2011-12 Budget	\$ 18,714,360	(83.4)%

On November 3, 1992, the voters approved an ordinance adding Article 1.16 to Chapter 11 of the Los Angeles Municipal Code, imposing a Special Police Communications/9-1-1 System Tax. The special tax is imposed for 20 years, commencing in 1993-94 and ending in 2013-14. The special tax will pay for up to \$235 million in bonds to finance the following: co-location of the downtown Police Communications Center with the Fire Communications Center to a site that provides adequate space for both and allows for future growth; creation of a San Fernando Valley Communications Center to serve the emergency communications needs of the San Fernando Valley and West Los Angeles; replacement and expansion of the police radio communication system to utilize additional radio frequencies made available by the Federal Communications Commission in conjunction with those frequencies already in use; replacement of obsolete radios and acquisition of mobile data terminals for patrol officers; and, provide a Citywide communications back-up system. Lease revenue bonds secured by this special tax were issued as follows:

1. **Issue:** Series 1999-E Refunding (MICLA AJ)
Use of Proceeds: Refunded Series 1996-B (MICLA Z)
Amount of Issue: \$ 65,040,000
Principal Outstanding July 1, 2012: 10,980,000
Final Payment: 2013-14
2012-13 Debt Service Payment: \$ 5,868,060

 2. **Issue:** Series 2002-F (MICLA AO)
Use of Proceeds: New money
Amount of Issue: \$ 52,325,000
Principal Outstanding July 1, 2012: 12,040,000
Final Payment: 2013-14
2012-13 Debt Service Payment: \$ 6,385,600

 3. **Issue:** Series 2002-G Refunding (MICLA AP)
Use of Proceeds: Partial Refunding of Series 1999-D (MICLA AI)
Amount of Issue: \$ 16,320,000
Principal Outstanding July 1, 2012: 16,320,000
Final Payment: 2013-14
2012-13 Debt Service Payment: \$ 8,777,850
- TOTAL 2012-13 PROPOSED DEBT SERVICE PAYMENTS:** \$21,031,510

Special Police Communications/9-1-1 System Tax Fund

As provided in the Special Tax Ordinance, appropriations from the Special Police Communications/9-1-1 System Tax Fund are made to the Office of the City Clerk and the Office of the City Administrative Officer to finance the cost of collecting and administering the special tax. The Ordinance also provides for appropriations to pay lease payments and other special purposes incidental to meeting the requirements of the Lease Agreement and related bond covenants. The proposed appropriations are described below:

APPROPRIATIONS	2011-12 Budget	2012-13 Proposed Budget	
City Administrative Officer	\$ 40,528	\$ 40,528	Provides reimbursement for the cost of collecting and administering the special tax.
City Clerk	359,769	305,623	Provides reimbursement for the cost of collecting and administering the special tax.
Overhead Costs - City Departments	411,065	351,542	Provides reimbursement for related costs incurred in the collection and administration of the special tax.
Bond Administration	10,000	24,000	Provides funding for trustee fees and other administrative costs.
Insurance	50,000	50,000	Funds annual insurance premiums.
Lease Payments*	21,068,160	2,698,139	Provides funds for lease payments due on March 1 and September 1, pursuant to the lease of the Police Communications/ 9-1-1 System, MICLAs AI, AJ, AO and AP. Lease payments are used by the bond trustee to pay principal and interest on the bonds.
Lease Reserve	470,000	225,330	Provides funding for tax delinquency coverage, County collection fees and a reserve for tax refunds.
Loss Reserve	25,000	25,000	Funds a loss reserve fund that would pay deductibles for replacing equipment.
TOTAL APPROPRIATIONS	<u>\$ 22,434,522</u>	<u>\$ 3,720,162</u>	

The Bond Debt Service Reserve and the Lease Reserve were established to stabilize the tax rate over the remaining life of the special tax. The tax rate for 2012-13 is projected to be \$0.12 per 100 square feet of improvements, an 87.62% decrease over the 2011-12 tax rate.

*The final Lease Payment of \$21,031,510 will be made in fiscal year 2012-13. Pursuant to the Indenture, the debt service reserve requirement and interest earnings held by the Trustee of \$18,333,371 will be applied to this final lease payment. Therefore, only \$2,698,139 is required to complete the lease payments.

STORMWATER POLLUTION ABATEMENT FUND

BASIS FOR THE PROPOSED BUDGET

The 2012-13 Proposed Budget for the Stormwater Pollution Abatement (SPA) Fund relates to current year funding as follows:

	Amount	% Change
2011-12 Adopted Budget	\$ 31,825,758	
2012-13 Proposed Budget	\$ 32,484,214	
Change from 2011-12 Budget	\$ 658,456	2.1 %

Adopted in August 1990, the SPA Charge imposes a fee on all properties in the City based on stormwater runoff and pollutant loading associated with property size and land use. The charge is collected by the Los Angeles County Assessor on the annual property tax bill. Annual receipts are approximately \$28.4 million. SPA funds are used to treat and abate stormwater under the guidelines and regulations set forth by the United States Environmental Protection Agency (U.S. EPA) for stormwater discharges from large municipal storm drain systems. The SPA Fund also reimburses the General Fund for the costs of stormwater related activities in various City departments, offices and bureaus, including a portion of related costs. Funds are further provided for the construction of flood control and pollution abatement projects.

The State of California, Regional Water Quality Control Board, Los Angeles Region (Regional Board) regulates the treatment and abatement of stormwater through a National Pollutant Discharge Elimination System (NPDES) Municipal Stormwater Permit (Permit). This Permit is issued to the County of Los Angeles, the City of Los Angeles, and 83 other cities in the County that operate their municipal storm drain systems as co-permittees of the County. The latest Permit was adopted on December 13, 2001, and became effective on February 1, 2002.

One of the regulatory tools of the Regional Board is oversight of Total Maximum Daily Loads (TMDLs), which limit the maximum amount of a pollutant that a water body can receive and still meet water quality standards. The City is currently subject to 20 TMDLs, but more TMDLs will be issued to the City by the Regional Board and the U.S. EPA per a court order consent decree. The total cost of complying with all the TMDLs is estimated to be \$8 billion over the next 20 years.

Adopted by the U.S. EPA on August 1, 2002, the Los Angeles River and Ballona Creek Trash TMDLs set a numeric target of zero trash in the water to be achieved within a ten-year timeframe. This ten-year compliance timeframe began three years after the TMDLs were adopted to allow for sufficient data collection and analysis to establish baseline monitoring levels. Full compliance must be achieved by 2015-16 and as of September 2011, the City has achieved 70 percent trash reduction in both water bodies. The City significantly reduces trash discharges and is on schedule to meet the compliance milestones of the Trash TMDLs.

The Dry Weather Bacteria (or Pathogen) TMDL for Santa Monica Bay (SMB) Beaches was adopted by the U.S. EPA on July 15, 2003. It stipulates no exceedance days for bacteria during the summer months and no more than three exceedance days during the winter months. The City has complied with the Dry Weather Bacteria TMDL through the construction of eight Low Flow Diversion (LFD) projects, which divert storm drain flows to the Hyperion Treatment Plant for treatment during dry weather conditions rather than allowing runoff flows to reach the Bay. With funding from the Proposition O Clean Water Bond (Prop O) that was passed by the voters of the City of Los Angeles in November 2004, the eight LFD projects were upgraded in 2009-10 to operate year round except when it rains.

Adopted by the U.S. EPA on July 15, 2003, the Wet Weather Bacteria TMDL for SMB Beaches includes an 18-year implementation schedule so that by 2021, there will be no more than 17 days of exceedances of allowable levels of bacteria in stormwater discharges during wet weather. The City coordinates this effort with the Cities of El Segundo and Santa Monica, the California Department of Transportation and the County of Los Angeles and has prepared an

Implementation Plan to achieve the goals of this TMDL. The plan uses an adaptive management approach through an iterative process to meet the first two milestones of the Wet Weather Bacteria TMDL: a ten percent reduction in exceedance days by 2009 and a 25 percent reduction by 2013. The City has met the 2009 milestone and is on target to meet the 2013 milestone. The Implementation Plan was submitted to the Regional Board on July 15, 2005. The City has implemented a variety of institutional measures and structural devices identified in the Implementation Plan to comply with the TMDL requirements. These efforts have been supported by funding from Prop O.

Adopted by the U.S. EPA on July 2003, the Los Angeles Harbor, Inner Cabrillo Beach (ICB) and Main Ship Channel (MSC) Bacteria TMDL is intended to reduce bacteria levels in the ICB and MSC. This TMDL requires both dry and wet weather compliance within five years. The goal of the dry weather component of the TMDL is to reduce the number of exceedance days in ICB and MSC to no more than three during the dry season. The City has implemented several stormwater Best Management Practices and structural control devices to achieve these goals. The last element of this effort was the installation of a bird exclusion system that was completed in July 2010. The City is now working with the Regional Board and other interested partners to develop a plan to circulate the water in ICB.

The U.S. EPA adopted the Bacteria TMDL for Marina Del Rey (MDR) in March 2004. Similar to the SMB Bacteria TMDLs, the MDR Bacteria TMDL requires monitoring plans, implementation plans, reports and scientific studies to be submitted to the Regional Board. The City, in conjunction with the County of Los Angeles as the lead agency for this TMDL, has implemented a variety of institutional measures and structural devices to comply with TMDL requirements.

The U.S. EPA adopted the Nitrogen TMDL for the Los Angeles River in March 2004. This TMDL places a limit on various nitrogen species at the City's major publicly owned treatment facilities in the Los Angeles River watershed. To remove nitrogen and meet discharge requirements by 2007, the City has converted the existing facilities at the D.C. Tillman and the Los Angeles/Glendale Water Reclamation Plants to provide nitrogen removal facilities (nitrification and denitrification). On-going monitoring has shown a reduction in nitrogen as a result of the upstream treatment plants' upgrades.

The Toxic Pollutants TMDL for the Ballona Creek Estuary was adopted by the U.S. EPA in December 2005. This TMDL sets limits for cadmium, copper, lead, silver, zinc, chlordane, dichlorodiphenyltrichloroethane (DDT), total polychlorinated biphenyls (PCBs) and total polycyclic aromatic hydrocarbons (PAHs). This TMDL requires a Toxicity Identification Evaluation as a special study to identify the sources of toxicity and steps to reduce this toxicity. Compliance with the Toxic Pollutants TMDL is to be achieved through a phased approach with complete compliance by 2021. The City will use a combination of institutional and structural Best Management Practices to comply with this TMDL. The City submitted its draft implementation plan to the Regional Board on January 2011, per the TMDL requirement.

The U.S. EPA approved the Toxics Pollutants TMDL for Marina del Rey Harbor in March 2006. This TMDL sets limits for copper, lead, zinc, chlordane and total polychlorinated biphenyls (PCBs) in the sediment and limits for PCBs in the water column and fish tissue. Compliance with this TMDL is to be achieved through a phased approach by 2016 if a TMDL Specific Implementation Plan is pursued, or by 2021 if an Integrated Resources Approach is pursued. A combination of institutional and structural Best Management Practices will be used to comply with this TMDL. The City submitted its draft implementation plan to the Water Board on March 22, 2011, per the TMDL requirement.

The U.S. EPA adopted the Bacteria TMDL for Ballona Creek, Ballona Estuary and Sepulveda Channel in March 2007. This TMDL requires compliance with summer and winter dry weather requirements by 2013. If an Integrated Water Resources Approach is implemented, the wet weather compliance requirement is by 2021. The City will implement a combination of institutional and structural Best Management Practices to comply with this TMDL. The City submitted its implementation plan to the Regional Board in November 2009 and is awaiting comments. In addition, the City will address the bacteria non-point discharges from Del Rey Lagoon to Ballona Estuary.

The Metals TMDLs for Ballona Creek and the Los Angeles River were adopted by the U.S. EPA in October 2008. These TMDLs regulate the discharge of copper, lead, selenium, and zinc to Ballona Creek, the Los Angeles River, and their tributaries. Through a phased approach, the City will implement institutional and structural Best Management Practices to comply with the dry and wet weather requirements of these TMDLs. The City submitted its implementation plans to the Regional Board in January 2010. The plans were approved by the Regional Board and resubmitted as final documents in October 2010.

The Machado Lake Trash and Machado Lake Nutrients TMDLs were adopted by the U.S. EPA in February 2008 and March 2009, respectively, and the Machado Lake Toxic Sediment TMDL became effective in March 2012. These

TMDLs require elimination of trash, nutrients, and toxic sediment from entering the lake from storm drains and the surrounding neighborhood. Compliance with the Nutrients TMDL for dry and wet weather would be achieved through a Lake Water Quality Management Plan (LWQMP) that has been approved by the Regional Board. Likely, the Toxics TMDL will be achieved through a LWQMP. Compliance with the Trash TMDL would be achieved through institutional and structural BMPs, most of which are supported through the Prop O funded project.

The Echo Park Lake Trash, Nutrients, and Toxic Sediment TMDLs were developed by the U.S. EPA and became effective in March 2012. Compliance with the Nutrients TMDL is through a Lake Water Quality Management Plan to be approved by the Regional Board. Compliance with the Trash TMDL would be achieved through institutional and structural BMPs, most of which are supported through the Prop O funded project.

The Santa Monica Bay Nearshore and Offshore Debris TMDL was adopted by the Regional Board in November 2010 and became effective in March 2012. The TMDL requires reduction of debris and plastic pellets from storm drains entering Santa Monica Bay.

The Los Angeles and Long Beach Harbors and Dominguez Channel Metals and Toxic Sediment TMDL became effective in March 2012. The TMDL requires implementation in the Dominguez Channel and Harbor watersheds and waters.

The Lincoln Park Trash and Nutrients TMDLs were developed by U.S. EPA and became effective in March 2012. Compliance with the Nutrients and Trash TMDLs would be achieved through a Lake Water Quality Management Plan to be approved by the Regional Board.

The Santa Monica Bay Toxics TMDL was also developed by U.S. EPA and it became effective in March 2012. This TMDL will require reduction of toxic pollutants (DDTs and PCBs) from storm drains leading to Santa Monica Bay.

The Ballona Creek Wetlands TMDL was adopted by U.S. EPA in March 2012. This TMDL requires the City to maintain sediments loadings from the Ballona Creek watershed to the wetlands at the current loading rate or less. The TMDL also specifies requirements for reducing invasive vegetation in the wetlands.

Prop O authorized the issuance of \$500 million in general obligation bonds to fund water quality improvement projects. Oversight and direction of the program is provided by a five member Administrative Oversight Committee (AOC) consisting of representatives from the Offices of the City Administrative Officer, the Chief Legislative Analyst, and the Mayor, the Department of Water and Power, and the Board of Public Works. Monitoring of the program is also provided by a nine member Citizens Oversight Advisory Committee (COAC) consisting of four members appointed by the Mayor and five members appointed by the City Council President. Specific projects to be funded from these bonds are subject to the criteria developed by the AOC and the COAC. Bond funds in the amount of \$37 million, \$8 million, \$101 million, \$176.5 million and \$117 million were issued in July 2005, August 2006, August 2008, August 2009 and July 2011, respectively. The total of remaining bonds to be sold is \$60.5 million.

Prop O provides funding for the design and construction of water quality improvement projects and does not provide funds for operation and maintenance. Funding will be solicited through the City's annual budgetary process as projects become operational. A dedicated revenue stream will be needed in future years to operate and maintain the facilities constructed with Proposition O bond funds.

REVENUE

The City has not increased the Stormwater Pollution Abatement Charge in 19 years (since 1993). Due to new NPDES Municipal Stormwater Permit requirements, the City will experience an increase in its operational costs. The current rate structure of \$1.92 per month for a typical single-family residential parcel is not sufficient to cover the additional costs. The current revenue is dedicated to operation and maintenance and compliance of permit and TMDLs requirements. The City has not constructed any flood control Capital Improvement projects in the past five years. Three Capital Improvement flood control projects and one grant funded project are included in the 2012-13 Proposed Budget. The City is working with the County of Los Angeles and other public agencies to formulate a plan to provide additional revenue through a clean water fee.

Stormwater Pollution Abatement Fund

An additional revenue base would provide funding for the City's Clean Water Initiative and further efforts to meet TMDL water quality compliance requirements. Funding needs include, but are not limited to, additional street sweeping and catch basin cleaning coverage, and the construction, operation, and maintenance of flood control and green multi-benefit rain water infiltration projects including those constructed under the Prop O program.

BUDGET HIGHLIGHTS

- Funds are provided for five flood control projects in the Capital Improvement Expenditure Program.
- Grant funds are secured for two green Los Angeles Master Plans.
- Funds are provided for non-capital expenses associated with maintaining the National Pollutant Discharge Elimination System (NPDES) Municipal Stormwater Permit.
- The Developer Plan Review Fee is continued to recover costs associated with ensuring that new developments comply with applicable storm water runoff water quality standards.
- Departmental appropriations for the Bureaus of Sanitation and Engineering reflect a one-time reduction of \$1.8 million in salary and expense accounts. The savings result in additional funds available for indirect cost reimbursements to the General Fund. Three additional vacant positions are deleted in Sanitation for ongoing savings.

	2011-12 Adopted Budget	2012-13 Proposed Budget
Balance Available, July 1	\$ 2,596,758	\$ 3,610,551
Less: Prior Year's Unexpended Appropriations	<u>1,200,000</u>	<u>1,369,000</u>
Adjusted Balance	\$ 1,396,758	\$ 2,241,551
Receipts: Stormwater Pollution Abatement Charge	\$ 28,400,000	\$ 28,400,000
Developer Plan Review Fee	250,000	250,000
Interest	137,000	21,663
Other	0	0
Grant Reimbursements	<u>1,642,000</u>	<u>1,571,000</u>
Total Receipts	<u>\$ 30,429,000</u>	<u>\$ 30,242,663</u>
Total Available Balance	<u>\$ 31,825,758</u>	<u>\$ 32,484,214</u>

Stormwater Pollution Abatement Fund

	2011-12 Adopted Budget	2012-13 Proposed Budget
--	-----------------------------------	------------------------------------

SPECIAL PURPOSE FUND APPROPRIATIONS:

Media Tech Center. Funds are provided for payment of the SPA Fund proportionate share of lease costs and tenant improvements for the Media Tech Center, which is occupied by the Bureau of Sanitation Watershed Protection Division, Inspection Group.	\$ 200,000	\$ 200,000
Expense and Equipment. Funds are provided for the cost of renewing the City's National Pollutant Discharge Elimination System (NPDES) Permit and the Urban Green Master Plan.	1,047,103	236,000
NPDES Permit Compliance. Funds are provided for non-capital expenses associated with NPDES Stormwater Permit compliance.	625,000	722,700
Liability Claims. Funds are provided for damage claims made by homeowners against the City for repair costs resulting from flooding caused by the City's stormwater drainage system.	42,000	42,000
On-Call Contractors (Emergency Funds). Funds are provided for on-call contractors for emergency storm drain projects. On-Call contractors will repair damaged and/or non-functional storm drainage facilities and protect properties from storm damage.	1,000,000	1,000,000
Sanitation Contracts. Funds are provided for the Santa Monica Urban Runoff (\$150,000), Stormwater Public Education Programs (\$450,000) and Illicit Discharge (\$400,000) contracts.	1,000,000	1,000,000
Operation and Maintenance – TMDL Compliance Projects. Funds are provided for non-capital expenses associated with TMDL compliance projects.	100,000	86,894
	_____	_____
Subtotal Special Purpose Fund Appropriations	\$ 4,014,103	\$ 3,287,594

CAPITAL IMPROVEMENT EXPENDITURE PROGRAM (CIEP)

CIEP Physical Plant. Funds are provided for five flood control street projects as part of the CIEP.	\$ 1,063,000	\$ 1,200,000
	_____	_____
Subtotal Capital Improvement Expenditure Program	\$ 1,063,000	\$ 1,200,000

Stormwater Pollution Abatement Fund

	2011-12 Adopted Budget	2012-13 Proposed Budget
GENERAL FUND REIMBURSEMENTS		
Funds are provided to reimburse the General Fund for the cost of stormwater-related activities in various City departments, offices and bureaus, including a portion of related costs. Except where noted, increases reflect cost-of-living salary adjustments.		
Emergency Management – Emergency preparedness coordination and planning activities associated with the City’s stormwater system.	\$ 1,893	\$ 1,893
General Services – Fleet maintenance and lease costs.	352,047	383,921
Mayor – Policy development for City’s environmental sustainability plan.	30,045	30,045
Personnel – Transferred staffing pursuant to Human Resources Consolidation.	--	22,641
Planning – General Plan Framework staff.	39,922	42,625
Public Works		
Board Office – General oversight of the Department of Public Works and direct management of accounting and personnel functions.	94,517	91,202
Contract Administration – Construction inspection services.	167,274	186,484
Engineering – Design and construction management services.	2,724,459	2,505,030
Sanitation – Planning, operational, monitoring and coordination services for NPDES Stormwater Permit compliance.	10,673,488	9,601,110
Street Services – Street sweeping and catch basin repair.	5,287,749	5,898,026
Reimbursement of General Fund Costs – Includes fringe benefits, central services and/or department administration and support.	7,377,261	9,233,643
	_____	_____
Subtotal General Fund Reimbursements	\$ 26,748,655	\$ 27,996,620
	_____	_____
TOTAL APPROPRIATIONS	<u>\$ 31,825,758</u>	<u>\$ 32,484,214</u>

STREET LIGHTING MAINTENANCE ASSESSMENT FUND

BASIS FOR THE PROPOSED BUDGET

The 2012-13 Proposed Budget for the Street Lighting Maintenance Assessment Fund relates to current year funding as follows:

	Amount	% Change
2011-12 Adopted Budget	\$ 66,166,255	
2012-13 Proposed Budget	\$ 69,058,885	
Change from 2011-12 Budget	\$ 2,892,630	4.4%

In compliance with Chapter 3 of Division 6 of the Los Angeles Administrative Code, the City established a Street Lighting Maintenance Assessment Fund (SLMAF). Monies from property assessments for Street Lighting Districts are deposited in the Fund and are used for the installation, maintenance, operation, repair and replacement of Street Lighting Systems. Street Lighting Districts are established by a vote of property owners within a certain area. Currently, there are 12,500 Street Lighting Districts covering approximately 70 percent of the City.

The following page provides a Five Year Forecast on revenues and expenditures for the SLMAF. The forecast is provided to illustrate that the revenue to the fund is likely to be insufficient to maintain the existing capital program or current service levels over the forecast period. Assessment adjustments, through the voter approved Proposition 218 process, may be necessary in the future to maintain services.

In 2012-13, the Bureau of Street Lighting will be on the fourth and final year of an originally five year initiative to change 140,000 assessment district street light fixtures to energy efficient light emitting diodes (LED). The proposed budget assumes an acceleration of the program to finish the conversion of the remaining street lights. This conversion relies on a \$13.4 million loan from the Los Angeles Department of Water and Power (LADWP) and anticipates expenditures of \$15.2 million to purchase and convert 45,000 units. An energy savings rebate of \$3.5 million is also expected to offset the cost of the conversion.

Through this initiative and other energy efficiency programs such as the series to multiple circuit conversions, high voltage LED conversions funded by the American Recovery and Reinvestment Act of 2009 (ARRA) and solar street lighting studies, the Bureau expects to minimize the impact on the SLMAF with energy savings, rebates, and decreased maintenance costs. The Five Year Forecast may change depending on progress achieved with implementation of the LED and series to multiple conversion programs.

STREET LIGHTING MAINTENANCE ASSESSMENT FUND
FIVE YEAR FORECAST
(AS OF APRIL 1, 2012)

	2011-12	2012-13	2013-14	2014-15	2015-16
ESTIMATED REVENUE					
Cash Balance, July 1	\$ 23,001,810	\$ 16,103,810	\$ 6,592,364	\$ (229,648)	\$ (5,560,601)
Assessments	41,273,000	41,393,821	41,559,396	41,767,193	41,976,029
Special Assessment 1911 Act	50,000	20,000	50,000	50,000	100,000
Public Property Lighting Assessment	1,548,000	1,300,000	1,300,000	1,500,000	1,500,000
Reimbursements from Other Agencies/Funds ¹	3,608,000	420,000	900,000	1,000,000	1,000,000
Damage Claims	300,000	235,000	250,000	250,000	250,000
Permits and Fees	328,000	930,000	1,000,000	1,000,000	1,000,000
Maintenance Agreements	160,000	179,400	179,400	179,400	179,400
Miscellaneous Receipts	347,000	200,000	140,000	140,000	140,000
Energy Rebate ²	3,201,000	3,511,834	3,822,668	3,511,834	-
LED DWP Loan	8,608,000	13,424,083	-	-	-
Total Revenue	82,424,810	77,717,948	55,793,828	49,168,779	40,584,828
ESTIMATED FUND EXPENDITURES³					
City Clerk ⁴	9,000	500	-	-	-
General Services Budget	651,000	838,392	863,544	880,815	898,431
General Services, Fleet ⁵	-	30,000	-	-	-
Information Technology Agency	33,000	32,446	33,419	34,422	35,455
PW Board Office	549,000	187,443	172,866	168,152	163,297
PW Contract Administration	172,000	202,961	209,050	215,322	221,782
PW Engineering	83,000	83,568	86,075	88,657	91,317
PW Street Lighting ⁶	20,984,000	21,981,656	22,129,473	21,728,062	22,184,904
Capital Improvement Expenditure Program ⁷	2,449,000	3,177,641	1,700,000	2,530,940	-
Liability Claims	90,000	90,000	90,000	90,000	90,000
Special Purpose Fund Appropriations					
County Collection Charges	274,000	140,000	140,000	140,000	140,000
DWP Funded Projects ⁸	-	60,000	-	-	-
Energy ⁹	16,000,000	13,963,000	12,845,960	11,818,283	11,227,369
CA State Energy Conservation Loan Projects	3,000,000	1,500,000	1,500,000	-	-
Energy Conservation Loan Repayment	293,000	587,093	587,100	587,100	587,100
LED DWP Loan Repayment	3,696,000	4,896,397	7,313,144	8,207,344	8,207,344
LED Fixtures ¹⁰	12,120,000	15,195,000	-	-	-
Official Notices	45,000	45,000	45,000	45,000	45,000
Reimbursement of General Fund Costs ¹¹	5,273,000	6,784,487	6,977,845	6,865,283	7,007,770
Tree Trimming	600,000	1,000,000	1,000,000	1,000,000	1,000,000
Graffiti Removal	-	330,000	330,000	330,000	330,000
Total Expenditures	66,321,000	71,125,584	56,023,476	54,729,380	52,229,769
CASH BALANCE (DEFICIT)	16,103,810	6,592,364	(229,648) ¹¹	(5,560,601)	(11,644,941)

¹ 2011-12 amount includes Energy Conservation Loan, which is provided on a reimbursement basis. It is unknown what amount, if any, will be provided in subsequent years. Street Lighting reports the Bureau will apply for funds on a yearly basis

² Reflects negotiated one-time DWP rebate receipts from energy saving LED conversions.

³ Salaries reflect annual COLA adjustments.

⁴ Function moved to PW Bureau of Engineering in 2010-11. Funds provided for prior years' Early Retirement Incentive Program payouts.

⁵ In 2012-13 fleet replacement of one vehicle is expected. In other years, it is projected that Street Lighting will rent vehicles in-lieu of purchase.

⁶ 2011-12 reflects decreased salary expenditures due to vacancies and budget-balancing measures. Expenditures in future years reflect full salary funding for existing authorities and a reduction in Hiring Hall cost:

⁷ Funds budgeted in this category are not always fully expended in the fiscal year budgeted and become "Prior Year Unexpended Appropriations" on Schedule 19. For the purposes of this exhibit, expenditure amounts are reflected as estimated expenditures during the fiscal year regardless of the appropriation amount

⁸ Expenditures in this category are from a prior \$5 million loan from DWP for specific projects that are expected to be complete in 2012-13.

⁹ Expenditures reflect projected energy savings due to the LED conversion and increases to energy prices.

¹⁰ Projected energy rebates and savings are dependent on the scheduled purchase and installation of the LED fixtures.

¹¹ In order for the Fund to remain in balance, the Reimbursement to the General Fund Cost amount may need to be reduced in 2013-14 in-lieu of an assessment increase

TELECOMMUNICATIONS LIQUIDATED DAMAGES and LOST FRANCHISE FEES FUND

TELECOMMUNICATIONS DEVELOPMENT ACCOUNT

BASIS FOR THE PROPOSED BUDGET

The 2012-13 Proposed Budget for the Telecommunications Development Account (TDA) relates to current year funding as follows:

	Amount	% Change
2011-12 Adopted Budget	\$ 13,059,944	
2012-13 Proposed Budget*	\$ 40,397,289	
Change from 2011-12 Budget*	\$ 27,337,345	209.3%*

The TDA is funded by cable television franchise fees and liquidated damages. The cable television franchise fee is a payment to the City for the use of City streets and rights of way. It is calculated at the rate of five percent of gross revenue received by the cable companies. The telecommunications franchise fees are divided between the TDA and the General Fund, with 40 percent of all funds received or collected deposited into the TDA and the remaining 60 percent deposited into the General Fund. TDA funding may be used for Public, Educational, and Government (PEG) access programming and other telecommunications uses. The five percent franchise fee funding can also be transferred to the General Fund to be used for other purposes.

In addition to the five percent franchise fee, the TDA also receives one percent of franchise holders gross receipts for capital costs related to PEG access programming. Funds from the PEG capital cost franchise fee that are not appropriated for specific purposes are held in a reserve account. It is anticipated that \$20,342,219 of prior year funds dedicated to PEG capital costs will be carried over and held in reserve.

REVENUE	2011-12 Adopted	2012-13 Proposed
Cash Balance, July 1	\$ 11,511,877	\$ 22,601,855
Less:		
Prior Years' PEG Access Capital Funds Reserve*	10,533,280	--
Prior Years' Unexpended Appropriations	<u>592,597</u>	<u>543,566</u>
Balance Available, July 1*	\$ 386,000	\$ 22,058,289
Receipts:		
Franchise Fees	11,626,000	12,126,000
PEG Access Capital Franchise Fees	5,813,000	6,063,000
Miscellaneous Receipts	<u>150,000</u>	<u>150,000</u>
Total Revenue	\$ 17,589,000	\$ 18,339,000
Less Unallocated Balance/Transfer to General Fund:	<u>\$ (4,915,056)</u>	<u>\$ --</u>
Telecommunications Development Account Available Funds	<u>\$ 13,059,944</u>	<u>\$ 40,397,289</u>

*The funding methodology for the TDA has changed in the 2012-13 Proposed Budget. In prior Adopted Budgets, the prior year funds reserved for PEG capital costs were not included in the available balance. These reserve PEG capital funds totaled \$10,533,280 in the 2011-12 Adopted Budget. For 2012-13, these funds total \$20,342,219 and are included in the available balance.

Telecommunications Development Account

APPROPRIATIONS	2011-12 Adopted	2012-13 Proposed
City Attorney - Funds are provided to the Office of the City Attorney for legal services in support of TDA functions.	\$ 184,271	\$ 154,676
City Clerk - Funds are provided to the Office of the City Clerk to provide technical support of online resources related to government access programming content for Channel 35.	264,100	286,789
Department of General Services (GSD) - Funds are provided to GSD for building leases and related services.	476,035	309,714
Information Technology Agency (ITA)		
PEG Access Programming - Funds are provided to ITA for the salaries and related expenses of employees supporting PEG access functions.	3,061,272	3,195,491
Telecommunications Uses - Funds are provided to ITA for the salaries and related expenses of employees supporting the 3-1-1 Call Center.	-	2,052,970
Grants to Third Parties (Citywide Access Channel) - Funds are provided for Channel 36. The \$250,000 is for capital equipment items funded by PEG capital costs franchise fees.	505,000	250,000
Cable Franchise Oversight - Funds are provided for franchise fee auditing and outside legal counsel in the field of cable and telecommunications franchising law.	265,000	265,000
L.A. CityView Channel 35 Operations - Funds are provided for contractual services for municipal programming, closed caption services and press room tapings (\$288,000), operating supplies for videotapes and supplies for the production of Channel 35 programming (\$40,000), and general liability and automobile insurance for City vehicles driven by Channel 35 contractors (\$27,000).	355,000	355,000
Customer Relationship Management - Funds are provided for Phase I of a Citywide Customer Relationship Management System.	-	1,000,000
PEG Access Capital Costs (Restricted) - Funds are provided for capital equipment for Channel 35 (\$430,000), Phase I of construction of a new studio for Channel 35 (\$5,875,000), usability reviews and testing for web media used in support of PEG programming (\$100,000), and expanded storage equipment to support the City Clerk's ability to produce Council agendas that can be broadcast on Channel 35 (\$16,800). These appropriations are funded by the PEG capital cost franchise fees.	1,572,000	6,421,800
Reserve for PEG Access Capital Costs (Restricted) - Funds that are not appropriated from the PEG capital cost franchise fees are held in reserve.	3,991,000	19,733,419
Reimbursement of General Fund Costs - Funds are provided to reimburse the General Fund for employer contributions to health and retirement plans and Citywide and departmental overhead costs for employees supporting TDA functions.	2,386,266	6,372,430
Total Appropriations	<u>\$13,059,944</u>	<u>\$40,397,289</u>

UNAPPROPRIATED BALANCE

BASIS FOR THE PROPOSED BUDGET

The 2012-13 Proposed Budget for the Unappropriated Balance relates to current year funding, as follows:

	Amount	% Change
2011-12 Adopted Budget	\$ 21,679,000	
2012-13 Proposed Budget	\$ 19,682,000	
Change from 2011-12 Budget	\$ (1,997,000)	(9.2)%

In accordance with Charter Section 312, the Unappropriated Balance provides funds for appropriations after the budget adoption to meet contingencies as they arise. Specific funding, personnel, equipment and/or procedures cannot be adequately defined for contingencies that occur during the fiscal year. By recognizing such contingencies in the Unappropriated Balance, start-up funding is provided. Use of monies in the Unappropriated Balance is subject to approval of specific reports and recommendations to the Mayor and Council.

	2011-12 Budget	2012-13 Budget
1. Bank Fees.....	--	2,100,000
2. Deferred Entry of Judgment	520,000	325,000
3. Equipment, Expenses, Alterations and Improvement.....	3,582,000	3,582,000
4. Fire – Third Party Review of Resource Deployment	--	750,000
5. Fire Station Alerting System Consultant	--	250,000
6. GSD – Petroleum Products	4,000,000	9,000,000
7. Neighborhood Council Funding	81,000	75,000
8. Outside Counsel Including Workers Compensation	2,250,000	3,000,000
9. Payroll Study	--	100,000
10. Strategic Advisor for Technology Services	--	500,000
11. General	25,000	--
12. City Disaster Planning Study	500,000	--
13. Information Technology Infrastructure Outsourcing Study	250,000	--
14. Merchant Card Convenience Fee Program.....	500,000	--
15. Redistricting Costs for Council and LAUSD.....	1,500,000	--
16. Restoration of Neighborhood Fire Services.....	6,971,000	--
17. Software License Claim	1,000,000	--
18. Water and Electricity	500,000	--
Total	\$21,679,000	\$19,682,000

Bank Fees – \$2,100,000. A total of \$6.0 million is provided in the Finance Budget for bank fees. The Department is currently working toward reducing merchant fee costs through efforts such as establishing a Citywide credit card policy and shifting responsibility for payments directly to the proprietary and special funded departments to offset bank fee expenditures. An additional \$2.1 million is provided in the Unappropriated Balance to serve as a contingency in the event savings from these efforts are not realized. Total bank fees funding for 2012-13 including the UB funding is \$8.1 million.

Deferred Entry of Judgment – \$325,000. The Office of the City Attorney is seeking approval from the Los Angeles Superior Courts relative to the establishment of a new diversion program for non-violent and non-repeat offenders. Existing State law allows prosecutors to refer these types of offenders to rehabilitative programs to prevent unlawful conduct, reduce court congestion and case backlogs. The first year’s estimated revenue of \$325,000 may be realized from a proposed administrative fee of \$65 per case based upon approximately 5,000 misdemeanor and or code enforcement cases in the program.

Equipment, Expenses, Alterations and Improvement – \$3,582,000. Funding is set aside as a contingency to address necessary adjustments to accounts.

Fire – Third Party Review of Resource Deployment – \$750,000. A third-party review of the Fire Department's deployment of resources will include an analysis of platoon duty and special duty staffing levels, the Constant Staffing deployment model and response times of fire and emergency medical services citywide.

Fire Station Alerting System Consultant – \$250,000. Funding of \$250,000 is included in the Fire Department's proposed budget for a consultant to draft the technical specifications for the Request for Proposal that will be released to procure the new Fire Station Alerting System; perform computer programming work to clean up the existing excessive computer code in the Fire Command and Control System (FCCS), in order to prepare FCCS for the new alerting system; and perform computer programming work to integrate the new alerting system into FCCS, after the new alerting system has been procured. An additional amount of \$250,000 is set aside for contingency purposes.

GSD- Petroleum Products – \$9,000,000. Funding is set aside as a contingency to address price increases and volatility in the petroleum products market.

Neighborhood Council Funding – \$75,000. Funding is set aside for neighborhood councils that are anticipated to be certified in 2012-13 for purposes designated by each neighborhood council.

Outside Counsel Including Workers' Compensation – \$3,000,000. Funding is set aside for the City Attorney to retain outside counsel attorneys to assist in litigation and transactional matters. Currently, the City Attorney retains outside firms when the type of litigation involved requires specialized expertise or where appropriate staffing resources are not available in-house. Funding will also provide for existing sworn workers' compensation cases only, as it is anticipated that no new workers' compensation cases are being assigned to Outside Counsel, with the exception of a few conflict cases which cannot be handled the City Attorney. All potential cases are reviewed on a case-by-case basis and are referred to the Office of the City Attorney Outside Counsel Committee for consideration prior to obtaining Council and Mayor approval.

Payroll Study – \$100,000. Funding is set aside to conduct a study of the City's payroll system. The funds will be used to evaluate the state of the system and solicit recommendations on mitigating risk, system enhancements, and a potential system replacement.

Strategic Advisor for Technology Services – \$500,000. In the 2011-12 Budget, \$250,000 was provided to conduct an Information Technology (IT) Infrastructure Outsourcing Study. The Information Technology Oversight Committee (ITOC) sponsored the development and release of a Request for Proposal (RFP) regarding IT services. The Strategic Advisor for Technology Services (SATS) RFP is intended to procure an advisor to assist the City in reviewing its technology services, assessing and recommending changes and, upon appropriate approvals, may include assisting in the writing and execution of subsequent RFP(s) to implement the Strategic Advisor's recommendations, if necessary. An additional \$500,000 is set aside as a contingency to fund the contract with the selected Strategic Advisor.

WATER AND ELECTRICITY

BASIS FOR THE PROPOSED BUDGET

The Fiscal Year 2012-13 Proposed Budget for Water and Electricity relates to current year funding as follows:

		Amount	% Change
2011-12 Adopted Budget	\$	35,978,000	
2012-13 Proposed Budget	\$	36,478,000	
Change from 2011-12 Budget	\$	500,000	1.4%

The Proposed Budget provides funding in the amount of \$4.7 million for water, \$30.8 million for electricity, and \$1.0 million for the Department of Water and Power (DWP) Conservation Loan Payment for a total appropriation of \$36.5 million. Starting in 2011-12, the Department of Recreation and Parks has been billed directly for water and electricity by DWP. The budget provides for a \$0.5 million increase from 2011-12 due to the recently approved water quality improvement rate adjustment.

SUBFUNCTION INFORMATION AND CHANGES

Subfunction	2012-13 Proposed Budget	Net Change from 2011-12 Adopted Budget	Comments
Lighting of Streets	\$ 2,000,000	\$ (112,000)	Electricity is provided for Public Property Lighting. Starting in 2009-10, additional funding is included to pay for general lighting that was previously deducted from the Department of Water and Power reimbursement bill for City services.
Solid Waste Collection and Disposal	986,000	136,000	Water and electricity are provided to the various collection and disposal sites and maintenance yards.
Aesthetic and Clean Streets and Parkways	1,140,000	311,000	Water is provided to clean streets and to water parkway landscape.
Street and Highway Transportation	850,000	125,000	Electricity is furnished to the asphalt plants and service yards.
Educational Opportunities	3,515,000	55,000	Water and electricity are provided to the various libraries.
Recreational Opportunities	0	0	Starting in 2011-12, the Recreation and Parks Department is billed directly for water and electricity by DWP.
Public Buildings, Facilities and Services	26,987,000	285,000	Water and electricity are provided to all public buildings maintained by the General Services Department, including fire and police stations.
DWP Conservation Loan Payment	1,000,000	(300,000)	Starting in 2011-12, the DWP Conservation Loan payment amount is budgeted as a separate line item in the Water and Electricity Account based on the City Controller's recommendation.
TOTAL	<u>\$ 36,478,000</u>	<u>\$ 500,000</u>	

2012 TAX AND REVENUE ANTICIPATION NOTES, DEBT SERVICE FUND

BASIS FOR THE PROPOSED BUDGET

The 2012-13 Proposed Budget for the 2012 Tax and Revenue Anticipation Notes (TRAN), Debt Service Fund relates to the current year funding as follows:

	2011-12 Adopted Budget	2012-13 Proposed Budget	% Change
Debt Service – Pension Fund	\$ 490,056,399	\$ 511,969,401	4.5%
Debt Service – Retirement Fund	401,676,345	344,942,472	(14.1)%
Debt Service – Cash Flow (Interest Only)	3,742,407	3,602,964	(3.7)%
Total Debt Service	\$ 895,475,151	\$ 860,514,837	(3.9)%

The 2012 TRAN, Debt Service Fund is a special purpose fund established to pay debt service on notes issued to fund both the City’s annual contribution to the Fire and Police Pension Fund (Pension Fund) and the Los Angeles City Employees’ Retirement System Fund (Retirement Fund) as well as to alleviate the short-term cash flow deficits occurring early in the fiscal year when certain taxes and revenues have not yet been received.

Part of the 2012-13 appropriation to the TRAN Debt Service Fund includes the payment of the entire debt service on notes issued in relation to the Pension and Retirement Funds. Issuance of these notes will permit the City to make the entire annual contribution to the Retirement Fund and the Pension Fund in July 2012. This early payment will allow both the Pension and Retirement Funds to earn additional interest that will be used to discount the required City contribution without reducing the Funds’ annual receipts.

As explained in the Blue Book for the Pension Fund, the appropriation of \$512 million in the Debt Service Fund is the estimated cost of repaying the entire principal and borrowing costs on the notes issued for the pension contribution for 2012-13.

As explained in the Blue Book for the Retirement Fund, the appropriation of \$344.9 million in the Debt Service Fund is the estimated cost of repaying the entire principal and borrowing costs on the notes issued for the retirement contribution for 2012-13. The special fund portion of the retirement contribution (\$77.6 million) will be paid by the Departments of Airports and Harbor.

The Controller’s Office has requested \$400 million in temporary cash flow borrowing. The issuance of these notes will permit the City to provide effective cash flow management for the City’s General Fund, which is less than borrowing internally from special funds. The principal portion of the TRAN for cash flow purposes has not been appropriated in the Budget, since this principal is treated as temporary borrowing rather than as an expenditure. The cash flow appropriation of \$3.6 million is for the interest only portion of the debt service on the notes.

The principal and interest on the TRAN will be paid from the City’s General Fund revenues set aside during the fiscal year. Issuance of the TRAN for pension, retirement and cash flow are combined to achieve efficiencies and will not contribute to the overall indebtedness of the City. The total savings from the pension and retirement prepayment is approximately \$30.3 million. The total estimated interest earned on investing the revenues set aside to pay the TRAN beginning in February 2013 is approximately \$60,000. The total net savings to the General Fund of issuing the TRAN is approximately \$19.1 million.

THIS PAGE INTENTIONALLY LEFT BLANK



2
0
1
2
-
1
3

Other Supplemental Schedules
Pavement Preservation Plan
Alterations and Improvement Projects

PAVEMENT PRESERVATION PLAN

The Bureau of Street Services is responsible for maintaining the City's 6,500-mile street network through the Pavement Preservation Plan, consisting of:

- Resurfacing/Reconstruction: Crews mill, or grind away, the road several inches and then repave with asphalt over the roadway. The average cost is \$350,000/mile. If the road is damaged down to its base (failed roadway), then the pavement will have to be reconstructed at an average cost of \$600,000/mile. The actual cost to repair an individual segment depends upon the width and type of street.
- Slurry sealing: This operation applies an emulsified rubber asphalt material to the surface of the street. This function reseals the roadway and can typically extend its useful life up to seven years. The average cost is \$25,000/mile. The actual cost to slurry an individual segment also depends upon the width and type of street.
- Crack sealing: Because water is such a destructive element to pavements, it needs to be prevented from intrusion into streets. Filling or sealing pavement cracks with asphalt to prevent water from entering the base and sub-base extends pavement life and slows deterioration.
- Small asphalt repairs/Potholes: Potholes are created when water enters the surface, the roadway erodes, and the asphalt breaks away. Holes are fixed using cold- or hot-patch materials. Potholes vary in size and repair costs range from \$7 to \$21.

Generally, the approach to Pavement Preservation incorporates two strategies:

- Most economical selection of streets and rehabilitation method used; and,
- Prevention or slowing of the deterioration of streets.

The City evaluates the condition of streets using the Pavement Condition Index (PCI) and uses a Pavement Management System to assist in identifying the optimal mix of the two strategies so that the best possible PCI is attained with the available funding.

The PCI is an index that grades the condition of City streets and is measured on a 100-point scale. The higher the PCI, the better the overall condition of the City streets. The lower the PCI, the higher the percentage of failed streets and the more expensive the overall cost of repairing City streets. The City's current PCI is 62. A Pavement Preservation Plan of approximately 735 miles must be funded to maintain the current PCI.

Three City Departments are responsible for successful implementation of the Pavement Preservation Plan. They are:

The Department of Public Works

Bureau of Street Services

The Bureau is the primary point of contact on the Pavement Preservation Plan and is responsible for strategically planning the distribution of funding for street repairs and for the core street repair activities (resurfacing/reconstruction, slurry, crack sealing and pothole repair). The Bureau also ensures that the correct level for maintenance holes is reset once the street work is completed. In addition, the Bureau operates two asphalt plants on behalf of the City, which allows the City to save money on asphalt and to stabilize its supply. These plants have been retrofitted to use 15% to 20% of recycled asphalt pavement, which saves millions in dumping fees and reduced raw material purchase. The Bureau is also responsible for the assessment of the condition of the streets and the resulting Pavement Condition Index.

Bureau of Engineering

The Bureau's Survey Division performs survey monument preservation. The ownership of land, and consequently the ability to define boundaries, is dependent on survey monuments (brass plaques on the streets) and their perpetuation. The survey monuments define the location of streets and the limits of all real property. State law requires the preservation of these monuments which are in jeopardy of being destroyed or obscured during road repair. In addition, road repair can require the City to reestablish the flow line (after reconstruction) for proper water flow. Surveyors will help redesign flow lines in areas where there are damaged gutters and curbs or where no gutters, only curbs, exist. Where necessary, surveyors will delineate right-of-way lines on the ground so that paving crews will not pave over private property.

The Department of Transportation

Transportation engineers prepare the street-striping plan. Transportation field crews provide temporary markers after the old asphalt has been removed, apply temporary markers again once the street has been resurfaced, install permanent striping with messages after the street has cured sufficiently, and reconfigure loop detectors.

The Department of General Services

Standards Division

The Standards Division designs the asphalt mixes and pavement sections, and analyzes samples on the street to ensure material and construction compliance with standards.

Fleet Services Division

Fleet Services maintains vehicles and equipment used for the Pavement Preservation Plan.

THE 2012-13 PROPOSED BUDGET

The 2012-13 proposed budget continues funding for a 735-mile Pavement Preservation Plan and provides additional Measure R Local Return Funds to increase the Plan’s mileage by 65 miles to 800 miles.

	<u>Total Funding</u>	<u>Total Miles</u>	<u>Total Potholes</u>
2012-13 Proposed Budget	\$ 131,951,855	800	350,000

The 800-mile Plan consists of 245 miles of resurfacing and reconstruction, 455 miles of slurry seal, and 100 miles of crack sealing. The 2012-13 proposed budget will increase small asphalt repairs, like potholes, from 300,000 this year to 350,000 asphalt repairs next year.

Pavement Preservation Plan funding amounts are summarized below:

Funding Source	Department				Total
	Street Services	Engineering	Transportation	GSD	
Special Gas Tax	\$ 45,619,253	\$ 715,783	\$ 4,178,270	\$ 2,006,000	\$ 52,519,306
Proposition C	22,956,111	-	3,105,975	488,000	26,550,086
Street Damage Restoration Fee	858,436	-	-	5,688,000	6,546,436
Proposition 1B	31,941,780	-	1,300,000	1,484,000	34,725,780
Measure R	9,815,000	250,000	803,600	631,400	11,500,000
Traffic Safety Fund	110,247	-	-	-	110,247
Total	\$ 111,300,827	\$ 965,783	\$ 9,387,845	\$ 10,297,400	\$ 131,951,855

FUTURE CHALLENGES

Two significant challenges exist in managing the Pavement Preservation Plan – available funding and staffing.

Available Funding

Two of the five funding sources for the Pavement Preservation Plan are limited in the future:

- After June 2012, the Federal American Recovery and Reinvestment Act (ARRA) funds will be spent in accordance with Federal expenditure deadlines and will no longer be available.
- After June 2013, all State Proposition 1B Infrastructure Bond funds will be spent in accordance with State expenditure deadlines and will no longer be available.

Available Funding	2012-13	2013-14	2014-15	2015-16	2016-17
Special Gas Tax	\$ 52,519,306	\$ 44,150,000	\$ 44,150,000	\$ 44,150,000	\$ 44,150,000
Proposition C	26,550,086	18,000,000	11,500,000	11,500,000	11,500,000
Street Damage Restoration Fee	6,546,436	6,546,436	6,546,436	6,546,436	6,546,436
Proposition 1B	34,725,780	-	-	-	-
Measure R	11,500,000	20,615,117	3,000,000	3,000,000	3,000,000
Traffic Safety Fund	110,247	-	-	-	-
Total	\$ 131,951,855	\$ 89,311,553	\$ 65,196,436	\$ 65,196,436	\$ 65,196,436

These funding reductions will require the City to find alternative funding sources to maintain the 735-mile Pavement Preservation Plan and prevent the City street system from deteriorating from its current condition. In addition, funding needs to be identified to improve the condition of the City street system.

Staffing

Each of the four departments has experienced difficulty in maintaining full staffing throughout the current fiscal crisis. As a result, the following solutions are being implemented in 2012-13 to ensure full staffing and successful implementation of the Pavement Preservation Plan:

- Positions in each of the four departments are being provided from non-General Fund sources so that it will be easier to remain fully staffed; and,
- When necessary, the City Administrative Officer and the Personnel Department are working together to help departments transfer employees into non-General Fund vacancies to support the Pavement Preservation Plan.

**2012-13 PROPOSED BUDGET:
SUMMARY OF PROPOSED
ALTERATIONS AND IMPROVEMENTS**

The Proposed Budget includes \$647,102 for alterations and improvements to City-owned facilities. Highlights of this program include: \$151,000 for fire, life, and safety upgrades at various City facilities to repair or replace electrical and security systems and flooring, and make critical repairs; and \$496,102 for ongoing and emergency repairs including improved accessibility based on the Americans with Disabilities Act (ADA).

ALTERATIONS AND IMPROVEMENTS

Citywide, Specific Departmental Fire, Life, and Safety Improvements	\$	151,000
Emergency Alterations and Improvements		164,000
Imminent Hazard Abatement		75,000
Emergency Generator Replacement		87,000
Ongoing Miscellaneous Repairs, Electrical Installations and Upgrades Based on ADA Requirements		170,102
Total	\$	<u>647,102</u>

**2012-13 PROPOSED BUDGET:
DETAIL OF ALTERATIONS AND IMPROVEMENTS PROJECTS**

General Categories:

Emergency Generator Replacement	\$	87,000
Emergency Alterations and Improvements		164,000
Imminent Hazard Abatement		75,000
Miscellaneous Repairs and Improvements		53,000
Ongoing Electrical Installation		69,102
Special ADA Projects		48,000
Subtotal General Categories	\$	496,102

Department Projects:

City Clerk:	Replace carpeting for Elections Division at Piper Technical Center.	\$	51,000
City Council:	Council Alterations and Improvements		100,000
Subtotal Department Projects		\$	151,000

Total 2012-13 Budget Alterations and Improvements Projects	\$	647,102
---	-----------	----------------

General Fund Budget for Alterations and Improvements Projects	\$	647,102
--	-----------	----------------

Special Fund Budget for Alterations and Improvements Projects	\$	-
--	-----------	----------

Total 2012-13 Sources of Funds	\$	647,102
---------------------------------------	-----------	----------------