

# DETAIL OF DEPARTMENT PROGRAMS

FY 2019-20  
VOL II

VENICE PIER



**CITY OF LOS ANGELES**  
SUPPLEMENT TO THE PROPOSED BUDGET



# Detail of Department Programs

Supplement to the 2019-20 Proposed Budget

Volume II

2019-20



Prepared by the City Administrative Officer - April 2019

# TABLE OF CONTENTS

## VOLUME I

### INTRODUCTION

Page

Foreword	
The Blue Book	
Summary of Changes in Appropriations	

### SECTION 1

#### DEPARTMENTAL BUDGET SUMMARY REGULAR DEPARTMENTAL PROGRAM COSTS DETAIL OF POSITIONS AND SALARIES

Aging.....	1
Animal Services.....	11
Building and Safety.....	25
Cannabis Regulation.....	57
City Administrative Officer.....	65
City Attorney.....	83
City Clerk.....	107
City Planning.....	123
Controller.....	151
Convention and Tourism Development.....	167
Council.....	173
Cultural Affairs.....	181
Disability.....	197
Economic and Workforce Development.....	209
El Pueblo de Los Angeles.....	227
Emergency Management.....	237
Employee Relations Board.....	245
Ethics Commission.....	253
Finance.....	259
Fire.....	279
General Services.....	319
Housing and Community Investment.....	361
Information Technology Agency.....	401
Mayor.....	429
Neighborhood Empowerment.....	435
Personnel.....	447

## VOLUME II

### SECTION 1 - CONTINUED

Police.....	481
Public Accountability.....	517
Public Works	
Board of Public Works.....	523
Bureau of Contract Administration.....	541
Bureau of Engineering.....	561
Bureau of Sanitation.....	601
Bureau of Street Lighting.....	653
Bureau of Street Services.....	671
Transportation.....	705
Zoo.....	753

**SECTION 2 – OTHER PROGRAM COSTS****Page**

Library .....	779
Recreation and Parks .....	797
City Employees' Retirement Fund .....	829
Fire and Police Pension Fund .....	833

**SECTION 3 – NON-DEPARTMENTAL SCHEDULES**

Accessible Housing Program .....	837
Attorney Conflicts Panel .....	841
Business Improvement District Trust Fund .....	843
Capital Finance Administration Fund .....	845
Capital Improvement Expenditure Program	
Summary .....	861
Clean Water .....	865
Municipal Facilities .....	867
Physical Plant .....	879
City Clerk Neighborhood Council Fund .....	891
Emergency Operations Fund .....	893
Ethics Commission Public Matching Campaign Funds Trust Fund .....	895
General City Purposes .....	897
Human Resources Benefits .....	915
Judgment Obligation Bonds Debt Service Fund .....	919
Liability Claims .....	921
Los Angeles Convention Center Private Operator .....	923
Los Angeles Tourism and Convention Board .....	925
Measure M Local Return Fund .....	931
Measure R Traffic Relief and Rail Expansion Funds .....	935
Proposition A Local Transit Assistance Fund .....	939
Proposition C Anti-Gridlock Transit Improvement Fund .....	945
Sewer Construction and Maintenance Fund .....	951
Sidewalk Repair Program .....	957
Solid Waste Resources Revenue Fund .....	961
Special Parking Revenue Fund .....	965
Stormwater Program Funds .....	969
Street Damage Restoration Fund .....	975
Telecommunications Liquidated Damages and Lost Franchise Fees Fund .....	979
Unappropriated Balance .....	981
Water and Electricity .....	985
2019 Tax and Revenue Anticipation Notes, Debt Service Fund .....	987

**OTHER SUPPLEMENTAL SCHEDULES**

Alterations and Improvement Projects .....	989
Fleet Vehicles and Equipment .....	991
Homeless Budget .....	995
Street Improvement .....	1009





---

2019-20

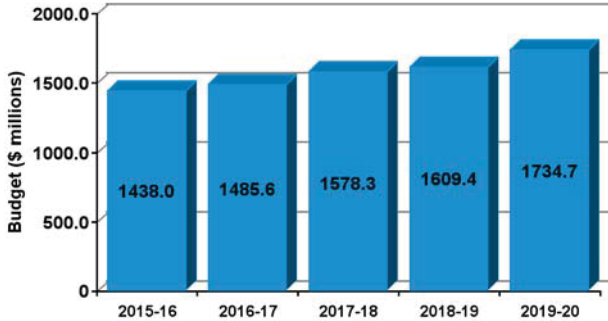
**Regular Departmental Program Costs  
Detail of Positions and Salaries**

# POLICE

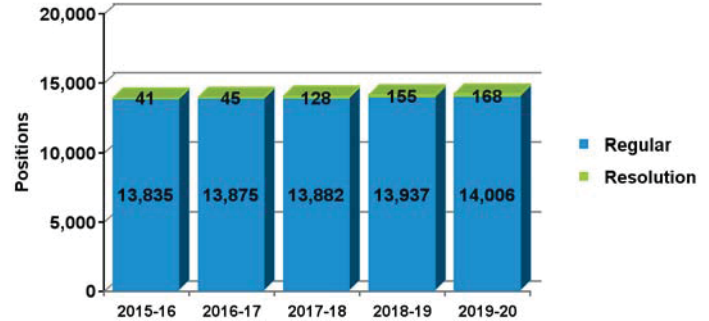
## 2019-20 Proposed Budget

### FIVE YEAR HISTORY OF BUDGET AND POSITION AUTHORITIES

**FIVE YEAR BUDGET HISTORY**



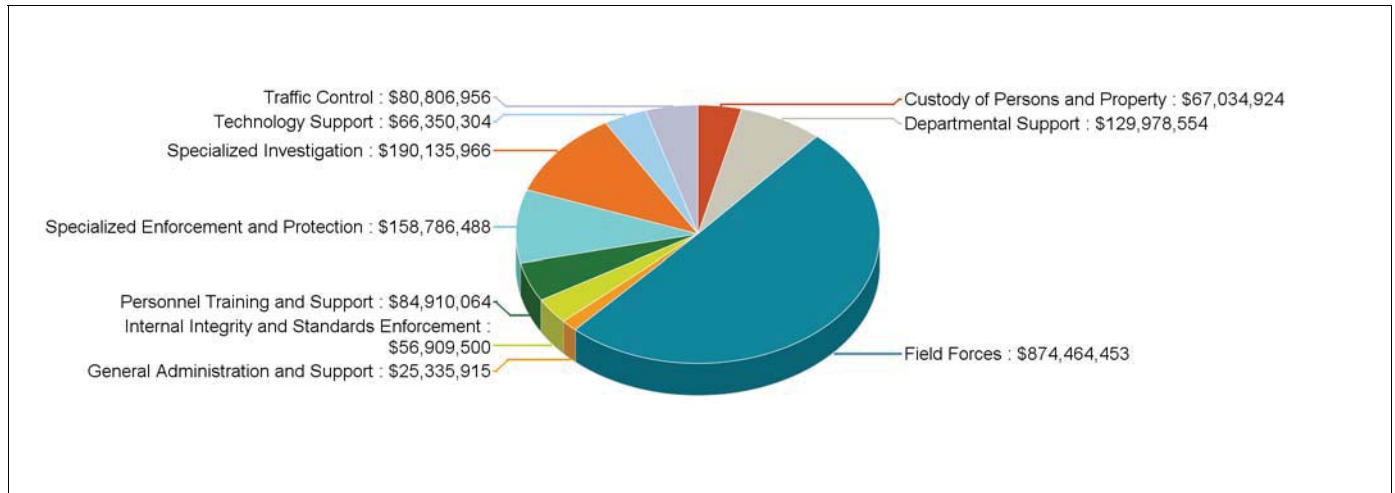
**FIVE YEAR POSITION AUTHORITY HISTORY**



### SUMMARY OF 2019-20 PROPOSED BUDGET CHANGES

	Total Budget			General Fund			Special Fund				
		Regular	Resolution		Regular	Resolution		Regular	Resolution		
<b>2018-19 Adopted</b>	\$1,609,385,210	13,937	155	\$1,551,479,094	96.4%	13,514	155	\$57,906,116	3.6%	423	-
<b>2019-20 Proposed</b>	\$1,734,713,124	14,006	168	\$1,677,507,617	96.7%	13,583	168	\$57,205,507	3.3%	423	-
<b>Change from Prior Year</b>	<b>\$125,327,914</b>	<b>69</b>	<b>13</b>	<b>\$126,028,523</b>		<b>69</b>	<b>13</b>	<b>(\$700,609)</b>		<b>-</b>	<b>-</b>

### 2019-20 FUNDING DISTRIBUTION BY PROGRAM



### MAIN BUDGET ITEMS

	Funding	Positions
* Homeless Coordinator Resources	\$79,248	2
* Cannabis Enforcement Resources	\$10,000,000	1
* Booking and Dispensary Resources	\$306,114	10
* Harbor Jail Reopening	\$1,912,406	27
* Desktop Computer Replacement	\$2,036,000	-
* Records Management System Resources	\$2,285,913	-
* California Public Records Act Compliance	\$687,502	7

## Recapitulation of Changes

	Adopted Budget 2018-19	Total Budget Changes	Total Budget 2019-20
<b>EXPENDITURES AND APPROPRIATIONS</b>			
<b>Salaries</b>			
Salaries General	248,387,519	23,863,678	272,251,197
Salaries Sworn	1,139,506,904	33,040,471	1,172,547,375
Salaries, As-Needed	4,082,909	253,692	4,336,601
Overtime General	6,942,022	34,815	6,976,837
Overtime Sworn	118,092,926	47,432,761	165,525,687
Accumulated Overtime	3,500,000	1,699,660	5,199,660
<b>Total Salaries</b>	<b>1,520,512,280</b>	<b>106,325,077</b>	<b>1,626,837,357</b>
<b>Expense</b>			
Printing and Binding	1,064,927	147,633	1,212,560
Travel	607,750	-	607,750
Firearms Ammunition Other Device	3,891,105	172,393	4,063,498
Contractual Services	42,025,096	5,160,711	47,185,807
Field Equipment Expense	9,772,586	(229,194)	9,543,392
Institutional Supplies	1,257,196	-	1,257,196
Traffic and Signal	101,000	-	101,000
Transportation	110,062	-	110,062
Secret Service	908,000	190,000	1,098,000
Uniforms	4,435,855	255,671	4,691,526
Reserve Officer Expense	301,000	-	301,000
Office and Administrative	17,379,435	8,292,377	25,671,812
Operating Supplies	2,018,918	13,246	2,032,164
<b>Total Expense</b>	<b>83,872,930</b>	<b>14,002,837</b>	<b>97,875,767</b>
<b>Equipment</b>			
Transportation Equipment	5,000,000	5,000,000	10,000,000
<b>Total Equipment</b>	<b>5,000,000</b>	<b>5,000,000</b>	<b>10,000,000</b>
<b>Total Police</b>	<b>1,609,385,210</b>	<b>125,327,914</b>	<b>1,734,713,124</b>

### Recapitulation of Changes

	Adopted Budget 2018-19	Total Budget Changes	Total Budget 2019-20
<b>SOURCES OF FUNDS</b>			
General Fund	1,551,479,094	126,028,523	1,677,507,617
Sewer Operations & Maintenance Fund (Sch. 14)	1,768,433	27,488	1,795,921
Local Public Safety Fund (Sch. 17)	39,425,493	3,464,503	42,889,996
Arts and Cultural Facilities & Services Fund (Sch. 24)	750,000	-	750,000
Transportation Regulation & Enforcement Fund (Sch. 29)	635,000	-	635,000
El Pueblo de Los Angeles Historical Monument Fund (Sch. 43)	544,785	-	544,785
Supplemental Law Enforcement Services Fund (Sch. 46)	14,782,405	(4,192,600)	10,589,805
<b>Total Funds</b>	<b><u>1,609,385,210</u></b>	<b><u>125,327,914</u></b>	<b><u>1,734,713,124</u></b>
Percentage Change			7.79%
Positions	13,937	69	14,006

### Changes Applicable to Various Programs

The following changes involve two or more budgetary programs. These changes are explained below and apportioned as single entries in the affected programs. Single-program changes are shown only in the programs involved.

Program Changes	Direct Cost	Positions	Total Cost
<b>Changes in Salaries, Expense, Equipment, and Special</b>			
<b>Obligatory Changes</b>			
<b>1. 2018-19 Employee Compensation Adjustment</b> Related costs consist of employee benefits. <i>SG: \$12,673,629</i> <i>Related Costs: \$3,949,103</i>	12,673,629	-	16,622,732
<b>2. 2019-20 Employee Compensation Adjustment</b> Related costs consist of employee benefits. <i>SG: \$5,950,562 SW: \$30,099,795</i> <i>Related Costs: \$16,112,468</i>	36,050,357	-	52,162,825
<b>3. Change in Number of Working Days</b> Increase funding to reflect two additional working days. Related costs consist of employee benefits. <i>SG: \$1,931,460 SW: \$8,937,549</i> <i>Related Costs: \$4,835,561</i>	10,869,009	-	15,704,570
<b>4. Full Funding for Partially Financed Positions</b> Related costs consist of employee benefits. <i>SG: \$2,673,202</i> <i>Related Costs: \$832,969</i>	2,673,202	-	3,506,171
<b>5. Salary Step and Turnover Effect</b> Related costs consist of employee benefits. <i>SG: (\$1,013,494) SW: (\$6,883,000)</i> <i>Related Costs: (\$3,576,275)</i>	(7,896,494)	-	(11,472,769)

Program Changes	Direct Cost	Positions	Total Cost
<b>Changes in Salaries, Expense, Equipment, and Special</b>			
<b>Deletion of One-Time Services</b>			
<b>6. Deletion of One-Time Equipment Funding</b> Delete one-time funding for equipment purchases. <i>EQ: (\$1,312,375)</i>	(1,312,375)	-	(1,312,375)
<b>7. Deletion of One-Time Expense Funding</b> Delete one-time As-Needed, Overtime, and Expense funding. <i>SAN: (\$1,000,000) SWOT: (\$38,092,926) SOT: (\$1,160,513)</i> <i>EX: (\$8,529,940)</i>	(48,783,379)	-	(48,783,379)
<b>8. Deletion of Funding for Resolution Authorities</b> Delete funding for 155 resolution authority positions. An additional 23 positions were approved during 2018-19. Resolution authorities are reviewed annually and continued only if sufficient funding is available to maintain the current service level. Related costs consist of employee benefits.  16 positions are continued as regular positions: Cannabis Enforcement Resource (One Position) Property Room Resources (15 Positions)  139 positions are continued: Task Force for Regional Auto Theft Prevention (20 Positions) Los Angeles County Metropolitan Transportation Authority (94 Positions) Community Oriented Policing Services (25 Positions)  23 positions approved during 2018-19 are continued: Los Angeles County Metropolitan Transportation Authority (23 Positions) <i>SG: (\$2,026,686) SW: (\$9,665,339)</i> <i>Related Costs: (\$1,862,968)</i>	(11,692,025)	-	(13,554,993)

Program Changes	Direct Cost	Positions	Total Cost
<b>Changes in Salaries, Expense, Equipment, and Special</b>			
<b>Continuation of Services</b>			
<b>9. Sworn Attrition</b> Reduce funding in the Salaries Sworn Account to reflect the attrition of 490 sworn officers. Related costs consist of employee benefits. <i>SW: (\$17,072,569)</i> <i>Related Costs: (\$8,087,277)</i>	(17,072,569)	-	(25,159,846)
<b>10. Sworn Hiring Plan</b> Add funding in the Salaries Sworn Account to maintain a force of 10,000. Add one-time funding in the Printing and Binding (\$476,440), Firearms Ammunition Other Devices (\$1.78 million), Field Equipment Expense (\$54,400), Uniforms (\$1.37 million), and Operating Supplies (\$124,351) accounts for firearms, uniforms, and training materials. Related costs consist of employee benefits. <i>SW: \$14,873,929 EX: \$3,794,601</i> <i>Related Costs: \$7,045,780</i>	18,668,530	-	25,714,310
<b>11. Various Position Changes</b> Add regular authority for six positions consisting of one Police Performance Auditor IV in the Audit Division, one Executive Administrative Assistant II and one Senior Project Coordinator in the Office of Chief of Staff, one Senior Communications Electrician in the Motor Transport Division, one Principal Clerk Police II in the Information Technology Group, and one Senior Project Coordinator in the Office of Constitutional Policing. These positions were authorized as substitute and in-lieu authority positions in 2018-19. Add funding and regular authority for one Police Sergeant I and delete funding and regular authority for one Municipal Police Sergeant I. Funding for these positions is provided in the Department's base budget. Upgrade one Communications Engineering Associate II to Communications Engineering Associate III in the Information Technology Division, three Criminalist Is to Criminalist IIs in the Forensic Science Division, one Background Investigator I to Background Investigator II in the Personnel Division, one Photographer I to Photographer III and three Forensic Print Specialist IIIs to Forensic Print Specialist IVs in the Technical Investigation Division, one Principal Clerk Police I to Principal Clerk Police II in the Records and Identification Division, one Systems Programmer I to Systems Programmer II in the Application Development and Support Division, and one Senior Management Analyst I to Senior Management Analyst II in the Facilities Management Division. The incremental salary cost increase will be absorbed by the Department. Related costs consist of employee benefits. <i>SG: (\$112,651) SW: \$112,651</i> <i>Related Costs: \$15,371</i>	-	6	15,371

Program Changes	Direct Cost	Positions	Total Cost
<b>Changes in Salaries, Expense, Equipment, and Special</b>			
<b>Increased Services</b>			
<b>12. Sworn Overtime Resources</b> Add funding in the Overtime Sworn Account consisting of \$3.8 million for cost-of-living increases, \$10.38 million for non-reimbursable overtime, and \$10 million in front-funding for reimbursable overtime, including one-time funding (\$1.53 million) for the final season that the LA Rams Football team will play at the Coliseum and \$8.47 million in on-going reimbursable funding. Recognize an additional \$7.5 million in General Fund revenue for reimbursable sworn overtime expenses. <i>SWOT: \$24,184,965</i>	24,184,965	-	24,184,965
<b>13. Accumulated Overtime Resources</b> Add funding in the Accumulated Overtime Account to offset cost-of-living increases, higher payouts due to officers having larger banked overtime accounts, and additional officers retiring. <i>SOPOA: \$1,699,660</i>	1,699,660	-	1,699,660
<b>Restoration of Services</b>			
<b>14. Restoration of One-Time Expense Funding</b> Restore funding in the Contractual Services Account that was reduced on a one-time basis in the 2018-19 Adopted Budget. <i>EX: \$2,000,000</i>	2,000,000	-	2,000,000
<b>Efficiencies to Services</b>			
<b>15. Expense Account Reduction</b> Reduce funding in the Contractual Services Account, as a one-time budget reduction, to reflect anticipated expenditures, efficiencies, and expenditure adjustments. <i>EX: (\$2,000,000)</i>	(2,000,000)	-	(2,000,000)
<b>Other Changes or Adjustments</b>			
<b>16. Funding Realignment</b> Realign \$3.46 million in funding on an on-going basis from the General Fund to the Local Public Safety Fund which supports local public safety activities through a permanent 1/2 cent statewide sales tax.	-	-	-
<b>TOTAL CHANGES APPLICABLE TO VARIOUS PROGRAMS</b>	<b>20,062,510</b>	<b>6</b>	

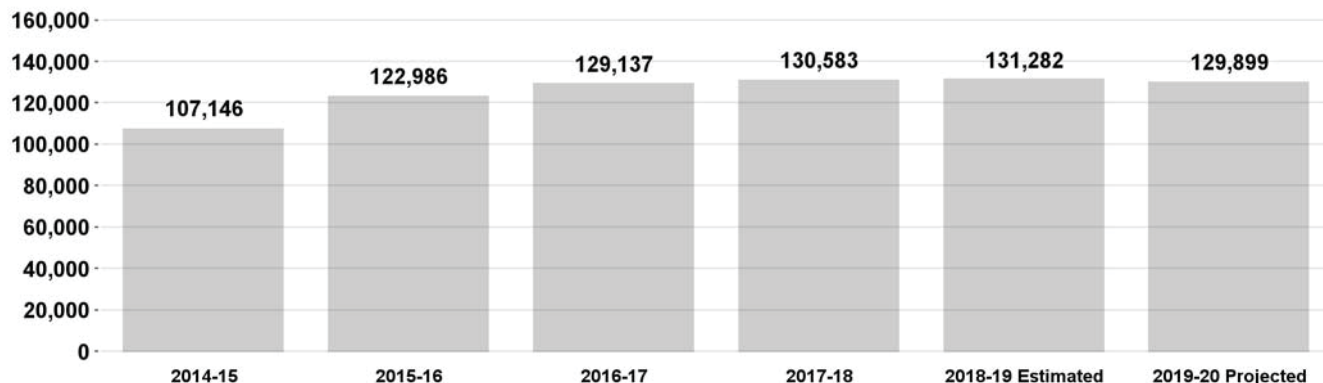


**Field Forces**

Priority Outcome: Ensure our communities are the safest in the nation

This program provides for the prevention, suppression, and investigation of crime through highly visible vehicular and foot patrol activities based in the Department's 21 Geographic Areas. This program will also provide security services on bus and rail lines within the City through a contract with the Los Angeles Metropolitan Transportation Authority.

**Total Number of Crime Incidents**



**Program Changes**

**Direct Cost    Positions    Total Cost**

**Changes in Salaries, Expense, Equipment, and Special**

<b>Apportionment of Changes Applicable to Various Programs</b>	(8,722,913)	-	2,235,539
--	-------------	---	-----------

Related costs consist of employee benefits.

*SG: \$1,201,314    SW: \$10,170,119    SWOT: (\$19,906,304)*

*SOT: (\$1,160,513)    SOPOA: \$1,125,740    EX: (\$153,269)*

*Related Costs: \$10,958,452*

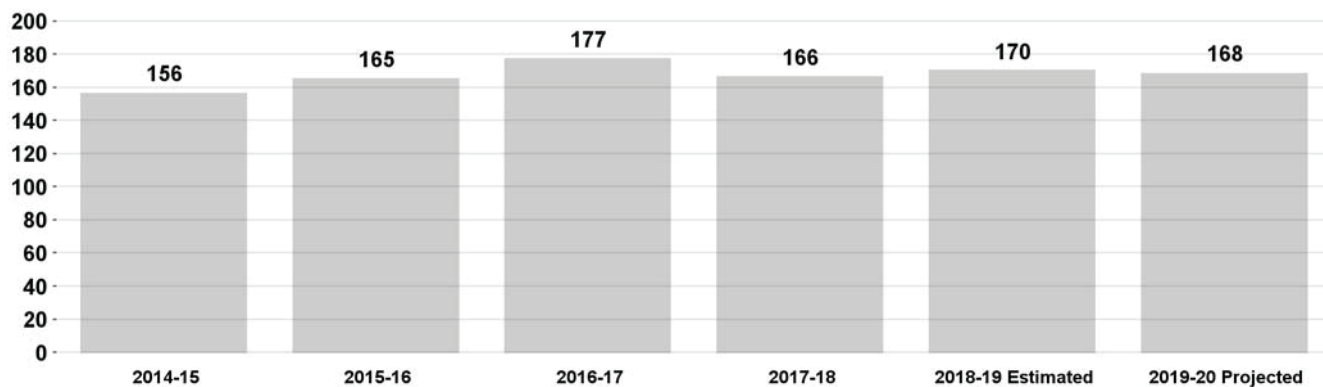
## Field Forces

Program Changes	Direct Cost	Positions	Total Cost
<b>Changes in Salaries, Expense, Equipment, and Special</b>			
<b>New Services</b>			
<b>17. Homeless Coordinator Resources</b> Add funding and regular authority for two positions consisting of one Police Sergeant II and one Secretary for the Office of Operations' Homeless Coordinator. This Office coordinates the Department's response to crime and quality of life issues for residents, business owners, and visitors to the City, and ensures the Department's alignment with the City's Comprehensive Homeless Strategy. Related costs consist of employee benefits. <i>SG: \$53,244 SW: \$26,004</i> <i>Related Costs: \$44,854</i>	79,248	2	124,102
<b>18. Bridge Housing Security</b> Add one-time funding to the Sworn Overtime Account to patrol the vicinity of the El Puente, Schrader, and Paloma Bridge Housing sites for 12 months, for 24 hours per day, seven days per week. An additional \$5.0 million is provided in the Unappropriated Balance for patrol at other Bridge Housing sites. <i>SWOT: \$3,462,156</i>	3,462,156	-	3,462,156
<b>19. Unified Homeless Response Center</b> Add funding for three Police Officer IIs and one Police Officer III to staff the Unified Homeless Response Center with one officer allocated to the Mayor's Office and three officers allocated to the Command Post. These officers will ensure coordination of City services relative to homelessness, including the City's Clean Streets Los Angeles, Operation Healthy Streets, and the Skid Row Americans with Disabilities "Right of Way" Compliance teams. Related costs consist of employee benefits. <i>SW: \$418,905</i> <i>Related Costs: \$265,159</i>	418,905	-	684,064
<b>TOTAL Field Forces</b>	<b>(4,762,604)</b>	<b>2</b>	
2018-19 Program Budget	879,227,057	7,214	
Changes in Salaries, Expense, Equipment, and Special	(4,762,604)	2	
<b>2019-20 PROGRAM BUDGET</b>	<b>874,464,453</b>	<b>7,216</b>	

**Specialized Investigation**

Priority Outcome: Ensure our communities are the safest in the nation  
 This program prevents and solves crime through a variety of crime-specific divisions and specialized techniques and equipment, including gang and narcotics, scientific and vice investigative services.

**Number of Gang-Related Homicides**



Program Changes	Direct Cost	Positions	Total Cost
<b>Changes in Salaries, Expense, Equipment, and Special</b>			
<b>Apportionment of Changes Applicable to Various Programs</b>	7,999,071	-	10,266,085
Related costs consist of employee benefits.			
SG: \$2,789,390 SW: \$3,158,459 SWOT: \$1,872,042			
SOPOA: \$179,180			
Related Costs: \$2,267,014			
<b>Continuation of Services</b>			
<b>20. Task Force for Regional Auto Theft Prevention</b>	-	-	-
Continue resolution authority for 20 positions consisting of one Police Lieutenant II, two Police Detective IIIs, two Police Detective IIs, and 15 Police Detective Is assigned to the Task Force for Regional Auto Theft Prevention. Funding for these positions is provided in the Department's base budget. These positions are fully reimbursed by the County of Los Angeles.			
<b>21. Los Angeles Regional Crime Laboratory Facility Expenses</b>	267,315	-	267,315
Add funding in the Contractual Services Account for the City's portion of increased, on-going expenses to operate the Los Angeles Regional Crime Laboratory Facility (LARCLF). The City, County of Los Angeles, (County), and California State University, Los Angeles (CSULA) jointly operate the LARCLF with each entity obligated to provide a portion of the facility's annual operating costs. The City and County portion is 43 percent each while CSULA is responsible for 14 percent. The increased costs are due primarily to non-City personnel costs such as janitorial services for which the City must pay its share.			
EX: \$267,315			

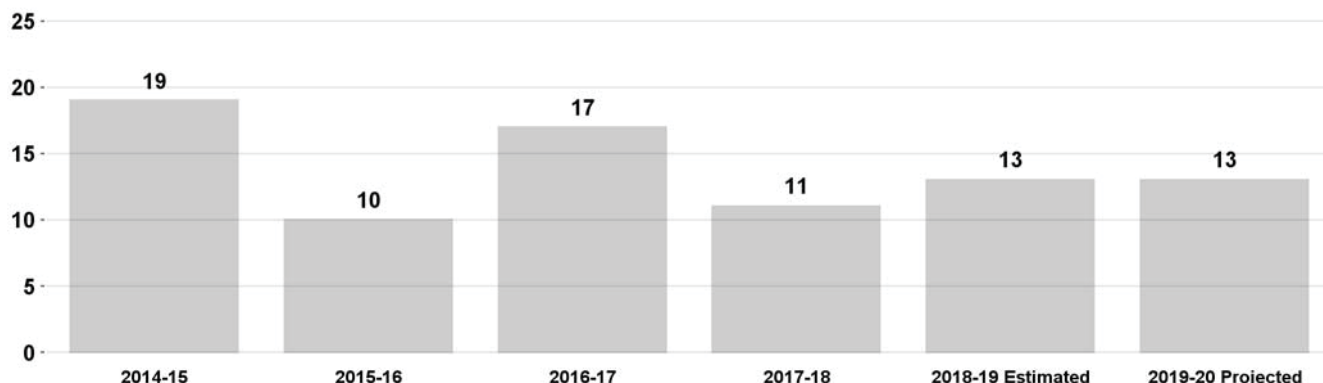
**Specialized Investigation**

<b>Program Changes</b>	<b>Direct Cost</b>	<b>Positions</b>	<b>Total Cost</b>
<b>Changes in Salaries, Expense, Equipment, and Special</b>			
<b>Increased Services</b>			
<b>22. Field Equipment and Pen Trap Expenses</b> Add funding in the Field Equipment Expense Account (\$200,000) for the increased costs of providing local hospitals with Sexual Assault Kits and sworn officers with Nitrile Gloves for working in field conditions with environmental and other health risks. Add funding in the Secret Service Account (\$190,000) for the increased costs of pen register and trap and trace operations used to locate critical missing persons through cellular devices as required by California Penal Code Section 1546. <i>EX: \$390,000</i>	390,000	-	390,000
<b>23. Cannabis Enforcement Resources</b> Add funding to the Sworn Overtime Account for investigating and enforcing laws relative to illegal cannabis businesses. Add regular authority for one Crime and Intelligence Analyst I position to capture data from the Narcotics Enforcement Unit for the development of enforcement strategies relative to illegal cannabis operations. Funding for this position is provided in the Department's base budget. <i>SWOT: \$10,000,000</i>	10,000,000	1	10,000,000
<b>TOTAL Specialized Investigation</b>	<b>18,656,386</b>	<b>1</b>	
2018-19 Program Budget	171,479,580	1,738	
Changes in Salaries, Expense, Equipment, and Special	18,656,386	1	
<b>2019-20 PROGRAM BUDGET</b>	<b>190,135,966</b>	<b>1,739</b>	

**Custody of Persons and Property**

Priority Outcome: Ensure our communities are the safest in the nation  
 This program provides legal custody of persons and property involved in criminal activity.

**Average Processing Time for Non-Medical Bookings (in minutes)**



Program Changes	Direct Cost	Positions	Total Cost
<b>Changes in Salaries, Expense, Equipment, and Special</b>			
<b>Apportionment of Changes Applicable to Various Programs</b>	5,516,979	-	5,329,323
Related costs consist of employee benefits.			
SG: \$4,972,442 SW: \$330,153 SWOT: \$195,684			
SOPOA: \$18,700			
Related Costs: (\$187,656)			
<b>Continuation of Services</b>			
<b>24. Property Room Resources</b>		- 15	-
Add regular authority for 15 Property Officers previously authorized as resolution authority positions to reopen closed Property Rooms to reduce Police Officer travel time associated with booking procedures and allow for a more expeditious return to field assignments. Funding for these positions is provided in the Department's base budget.			
<b>25. Custody Transport Detail</b>	280,000	-	280,000
Add funding in the Overtime Sworn Account for Custody Transport Details at the 77th Street and Van Nuys jails to reduce sworn officer time expended in transporting arrestees.			
SWOT: \$280,000			

### Custody of Persons and Property

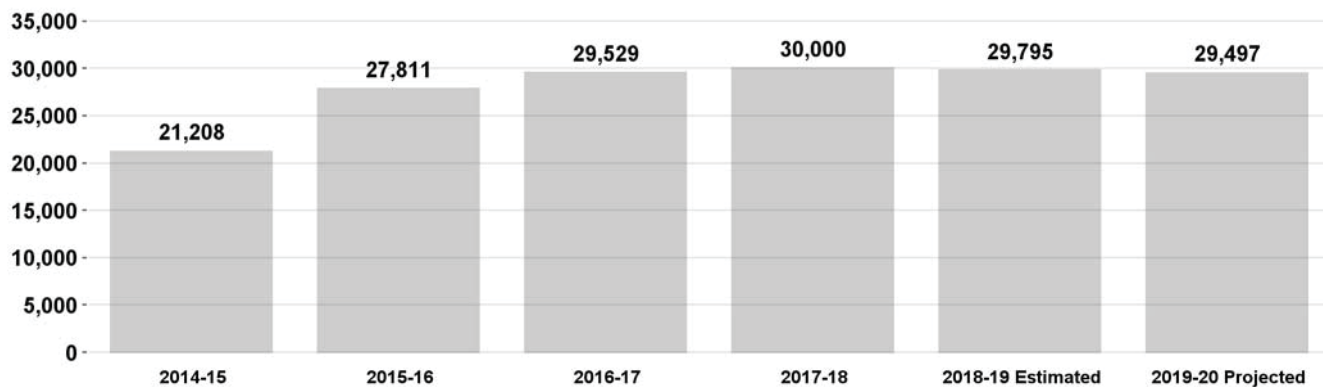
Program Changes	Direct Cost	Positions	Total Cost
<b>Changes in Salaries, Expense, Equipment, and Special</b>			
<b>New Services</b>			
<b>26. Booking and Dispensary Resources</b> Add six-months funding and regular authority for ten Detention Officers (DO) to allow officers to transfer non-violent arrestees to DOs during the booking process and for dispensary support on a 24-hour, seven days a week basis at the Metropolitan, 77th, and Valley jails. Funding these positions will reduce the time Police Officers spend at jail facilities and will expedite their return to patrol duties. This is the first phase of a four-year plan to increase DO staffing levels. Related costs consist of employee benefits. <i>SG: \$306,114</i> <i>Related Costs: \$320,879</i>	306,114	10	626,993
<b>27. Harbor Jail Reopening</b> Add six-months funding and regular authority for 27 positions consisting of one Principal Detention Officer, six Senior Detention Officers, and 20 Detention Officers to staff the Harbor Jail facility. Add ongoing funding in the Uniforms Account (\$10,663). Add one-time funding in the Field Equipment Expense Account (\$10,822) for safety equipment and in the Office and Administrative Account (\$1.0 million) for video surveillance and other equipment necessary to make the facility functional. See related General Services Department item. Related costs consist of employee benefits. <i>SG: \$890,921 EX: \$1,021,485</i> <i>Related Costs: \$920,773</i>	1,912,406	27	2,833,179
<b>TOTAL Custody of Persons and Property</b>	<b>8,015,499</b>	<b>52</b>	
2018-19 Program Budget	59,019,425	629	
Changes in Salaries, Expense, Equipment, and Special	8,015,499	52	
<b>2019-20 PROGRAM BUDGET</b>	<b>67,034,924</b>	<b>681</b>	

**Traffic Control**

Priority Outcome: Ensure our communities are the safest in the nation

This program maintains a safe flow of traffic and prevents or reduces the number of traffic accidents through priority enforcement. This program also investigates traffic accidents and traffic crimes.

**Number of Traffic Hit and Run Collisions**



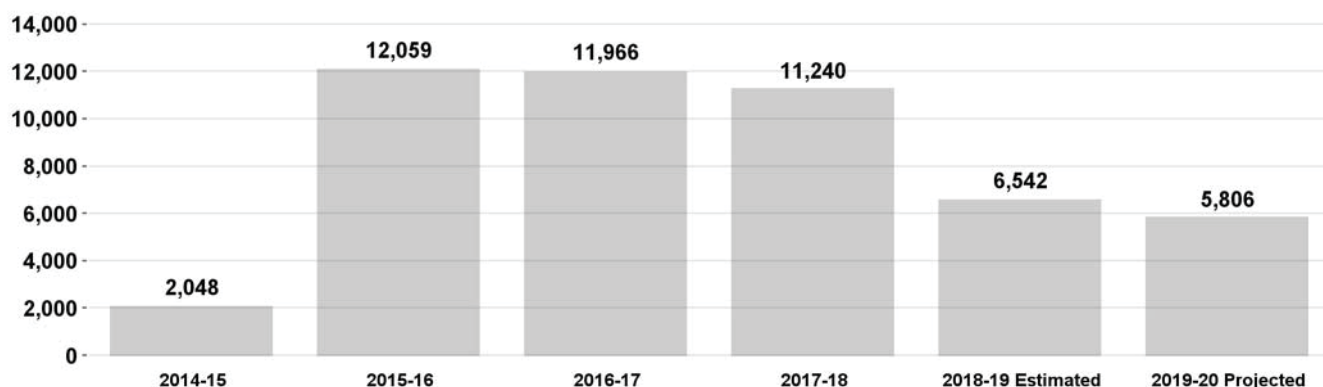
Program Changes	Direct Cost	Positions	Total Cost
<b>Changes in Salaries, Expense, Equipment, and Special</b>			
<b>Apportionment of Changes Applicable to Various Programs</b>	3,205,763	-	4,126,107
Related costs consist of employee benefits.			
SG: \$144,927 SW: \$1,855,712 SWOT: \$1,099,894			
SOPOA: \$105,230			
Related Costs: \$920,344			
<b>Continuation of Services</b>			
<b>28. Vision Zero Initiative</b>	-	-	-
Allocate \$1.5 million within the Sworn Overtime Account for traffic and speed enforcement details targeting high-priority collision locations identified in the Vision Zero Initiative. These details will seek to reduce injuries to pedestrians, bicyclists, and motorists by saturating enforcement efforts in areas with a high number of collisions and on roadways certified by Engineering and Traffic surveys. See related Bureaus of Contract Administration, Engineering, Street Lighting, and Street Services, and the Departments of General Services and Transportation items.			
<b>TOTAL Traffic Control</b>	<b>3,205,763</b>	<b>-</b>	
2018-19 Program Budget	77,601,193	699	
Changes in Salaries, Expense, Equipment, and Special	3,205,763	-	
<b>2019-20 PROGRAM BUDGET</b>	<b>80,806,956</b>	<b>699</b>	

**Specialized Enforcement and Protection**

Priority Outcome: Ensure our communities are the safest in the nation

This program suppresses crime and provides protection to specific City facilities or persons through a variety of crime-suppression or protection specific divisions and specialized techniques and equipment, including air support, equine, special weapons and tactics, and security services.

**Metropolitan Division Felony and Misdemeanor Arrests**



Program Changes	Direct Cost	Positions	Total Cost
<b>Changes in Salaries, Expense, Equipment, and Special</b>			
<b>Apportionment of Changes Applicable to Various Programs</b> Related costs consist of employee benefits. SG: \$982,176 SW: \$1,755,301 SWOT: \$973,611 SOPOA: \$93,160 EX: (\$636,731) Related Costs: \$1,053,596	3,167,517	-	4,221,113
<b>Continuation of Services</b>			
29. <b>Los Angeles Metropolitan Transportation Authority</b> Continue funding and resolution authority for 94 positions, add funding and continue resolution authority for 23 positions, and add funding and resolution authority for six additional positions in alignment with staffing levels approved by the Los Angeles County Metropolitan Transportation Authority (LACMTA) for Year-Three of the five-year contract to provide policing of critical LACMTA infrastructure, bus, and rail lines within the City. Of the total positions authorized, 23 positions were added during 2018-19 (C.F. 16-0358). Continue one-time funding in the Overtime General and Overtime Sworn accounts and add one-time funding in the Vehicle Maintenance (\$153,269) and Office and Administrative (\$46,800) accounts. Recognize General Fund receipts of \$81.26 million in reimbursements from LACMTA. Related costs consist of employee benefits. SG: \$2,103,567 SW: \$12,056,226 SWOT: \$46,558,566 SOT: \$1,195,328 EX: \$402,069 Related Costs: \$25,747,277	62,315,756	-	88,063,033



### Specialized Enforcement and Protection

Program Changes	Direct Cost	Positions	Total Cost
<b>Changes in Salaries, Expense, Equipment, and Special</b>			
<b>Continuation of Services</b>			
<b>30. Security Services Funding Adjustments</b> Add funding in the Contractual Services Account for contract security services deployed to City facilities supported by the General Fund, including City Hall, City Hall East, Mount Lee, and El Pueblo de Los Angeles Historical Monument. These expenses reflect the costs of increased usage of contract security, a 15-percent increase in rates negotiated in 2017, and Living Wage Ordinance rate increases of 1.9 percent in July 2017 and 2.8 percent in July 2018. <i>EX: \$1,600,000</i>	1,600,000	-	1,600,000
<b>31. Security and Camera Systems Maintenance</b> Add one-time funding in the Contractual Services Account to repair and replace security and video surveillance systems at various facilities, including Van Nuys, Valley Traffic, West Traffic, 77th, Olympic, Valley Communications, West Valley, and Property Divisions, and the Police Administration Building. These systems ensure police facilities remain safe, secure, and access to sensitive areas is properly monitored and controlled. <i>EX: \$500,000</i>	500,000	-	500,000
<b>32. Emergency Services Bomb Suit Replacement</b> Add funding in the Field Equipment Expense Account for the replacement of bomb suits and helmets that have exceeded manufacturer warranty periods. This equipment protects officers responding to incidents involving explosive, incendiary, and hazardous materials. <i>EX: \$182,400</i>	182,400	-	182,400
<b>33. Replacement Helicopter</b> Funding in the amount of \$6.38 million is included in the Municipal Improvement Corporation of Los Angeles (MICLA) financing program to purchase one Airbus H125 helicopter. The Department will retire one patrol helicopter which has exceeded its useful life to maintain the total airship fleet of 17 helicopters.	-	-	-
<b>34. Party Car Resource Deployment</b> Add funding in the Overtime Sworn Account for the deployment of a patrol resource to respond to party-related service calls within the Operations-Valley Bureau. <i>SWOT: \$40,000</i>	40,000	-	40,000

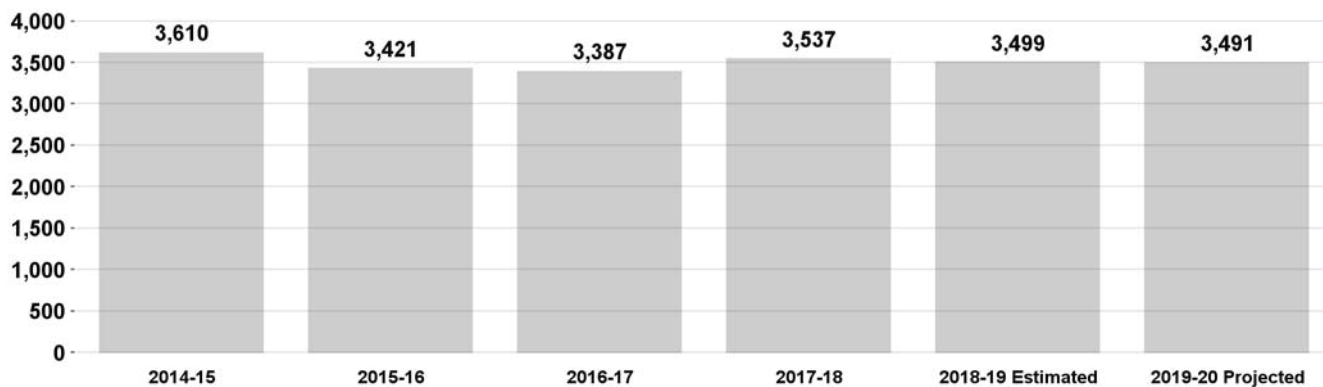
### Specialized Enforcement and Protection

Program Changes	Direct Cost	Positions	Total Cost
<b>Changes in Salaries, Expense, Equipment, and Special</b>			
<b>Increased Services</b>			
<b>35. Human Trafficking and Prostitution Detail</b> Add \$1.0 million to the Sworn Overtime Account and allocate an additional \$500,000 within the same account for a total of \$1,500,000 for the Operations-Valley Bureau (\$750,000) and Operations-South Bureau (\$750,000) to maintain the Human Trafficking and Prostitution Detail. <i>SWOT: \$1,000,000</i>	1,000,000	-	1,000,000
<b>New Services</b>			
<b>36. Security Services for the Library Department</b> Add funding and regular authority for one Police Sergeant II to be assigned as the Officer in Charge for Library Security. This position will be responsible for planning and supervising the day-to-day police and security officer deployments assigned to the Library Department. The position is fully reimbursed by the Library Department. Recognize increased General Fund receipts of \$365,555 associated with reimbursement from the Library. Related costs consist of employee benefits. <i>SW: \$136,320</i> <i>Related Costs: \$212,554</i>	136,320	1	348,874
<b>TOTAL Specialized Enforcement and Protection</b>	<b>68,941,993</b>	<b>1</b>	
2018-19 Program Budget	89,844,495	726	
Changes in Salaries, Expense, Equipment, and Special	68,941,993	1	
<b>2019-20 PROGRAM BUDGET</b>	<b>158,786,488</b>	<b>727</b>	

**Personnel Training and Support**

This program provides support and training, including policies implemented as a result of Consent Decree-mandated training, for all Department employees through employment services and in-service training; and administers recruiting, selection and training of new employees.

**Number of Workers' Compensation Claims**



Program Changes	Direct Cost	Positions	Total Cost
<b>Changes in Salaries, Expense, Equipment, and Special</b>			
<b>Apportionment of Changes Applicable to Various Programs</b>	2,556,151	-	3,503,675
Related costs consist of employee benefits.			
<i>SG: \$1,014,176 SW: \$1,408,846 SAN: (\$1,000,000)</i>			
<i>SWOT: \$835,033 SOPOA: \$79,900 EX: \$218,196</i>			
<i>Related Costs: \$947,524</i>			
<b>Continuation of Services</b>			
<b>37. Associate Community Officer Program</b>	1,000,000	-	1,000,000
Add funding to the Salaries, As-Needed Account to continue the Associate Community Officer Program which transitions candidates from the Department's youth programs into the Police Academy. Candidates will primarily be hired on a part-time basis through a Student-Worker Apprenticeship Program, working up to 24 hours a week. Up to ten regular positions may be filled on a full-time basis in the program during 2019-20. Any full-time positions in the program will be funded from the same program budget and may therefore reduce the number of part-time positions that can be funded throughout the year.			
<i>SAN: \$1,000,000</i>			
<b>Increased Services</b>			
<b>38. Memorandum of Understanding Nos. 24 and 25 Expenses</b>	675,000	-	675,000
Add funding in the Office and Administrative Account to reimburse educational expenses provided by the Los Angeles Police Protective League and Command Officers Association per Memorandum of Understanding Nos. 24 and 25.			
<i>EX: \$675,000</i>			

### Personnel Training and Support

Program Changes	Direct Cost	Positions	Total Cost
<b>Changes in Salaries, Expense, Equipment, and Special</b>			
<b>New Services</b>			
39. <b>Customer Relationship Management Platform</b>	375,000	-	375,000
Add funding in the Contractual Services Account for a Customer Relationship Management Platform (CRM) to modernize and automate the Department's human resource management, academy recruit management, and probationary police officer evaluation management processes. The CRM will enable the Department to digitally manage employee transfer requests, track academy recruit's activities, training, and progress, and follow probationary officers throughout the full probationary evaluation and training lifecycle. <i>EX: \$375,000</i>			
<b>TOTAL Personnel Training and Support</b>	<b>4,606,151</b>	<b>-</b>	
2018-19 Program Budget	80,303,913	789	
Changes in Salaries, Expense, Equipment, and Special	4,606,151	-	
<b>2019-20 PROGRAM BUDGET</b>	<b>84,910,064</b>	<b>789</b>	

## Departmental Support

This program supports Police Commission and Department operations through behavioral science, centralized information relay, communication services, fiscal operations, facilities management, fleet services, legal affairs, police records management, statistical data reports, supplies, and transportation.

Program Changes	Direct Cost	Positions	Total Cost
<b>Changes in Salaries, Expense, Equipment, and Special</b>			
<b>Apportionment of Changes Applicable to Various Programs</b> Related costs consist of employee benefits. <i>SG: \$6,666,660 SW: \$141,132 SWOT: \$83,650</i> <i>SOPOA: \$7,990 EX: (\$1,575,910) EQ: (\$1,312,375)</i> <i>Related Costs: \$1,755,557</i>	4,011,147	1	5,766,704
<b>Continuation of Services</b>			
<b>40. Vehicle Replacements</b> Continue one-time funding (\$1.56 million) and add one-time funding (\$408,464) in the Contractual Services Account for leasing 260 electric vehicles (EVs) for non-emergency passenger service, charging station repair, and software license costs. An additional \$2.0 million is included in the Municipal Improvement Corporation of Los Angeles (MICLA) financing program for the purchase and installation of EV infrastructure and charging units at various Department facilities necessary to expand the use of EVs by Department personnel. Add \$6.31 million of on-going funding in the Transportation Equipment Account for the purchase of a minimum of 140 Black-and-White vehicles, 26 other emergency vehicles, and 20 Motorcycles that have met or exceeded the extended replacement criteria. This is the second year of a four-year plan to add \$20 million in on-going cash funding for the replacement of Department vehicles. An additional \$1.41 million is included in the MICLA financing program to purchase 21 dual purpose sedans and 20 undercover vehicles. Additional funding (\$3.59 million) is provided in the Capital Finance Administration Fund, Police Vehicles Financing, for the third annual payment of 462 Department vehicles purchased in 2017-18 through lease financing. <i>EX: \$1,968,464 EQ: \$6,312,375</i>	8,280,839	-	8,280,839
<b>41. Dispatch Center Resources</b> Add one-time funding in the Office and Administrative Account to replace 300 headset adapters and 200 ergonomic chairs in the Valley and Metropolitan Dispatch Centers that are at the end of useful life. Maintaining this equipment will ensure Police Service Representatives can effectively respond to 911 and non-emergency calls without incurring workplace injury. <i>EX: \$275,000</i>	275,000	-	275,000

### Departmental Support

Program Changes	Direct Cost	Positions	Total Cost
<b>Changes in Salaries, Expense, Equipment, and Special</b>			
<b>Increased Services</b>			
<b>42. X-Ray Machine Security Resources</b> Funding in the amount of \$185,080 is provided as a special purpose fund appropriation in the Forfeited Assets Trust Fund, Special Police Account, for the acquisition of one X-ray machine at City Hall East and replacement X-ray machines at the Police Administration Building and the Metropolitan Detention Center. These machines will protect the public and employees in Civic Center facilities by allowing officers to quickly and accurately scan for weapons and other dangerous materials.	-	-	-
<b>New Services</b>			
<b>43. Vehicle Transponder Subscription</b> Add funding to the Contractual Services Account for the annual subscription costs of the Telogis Transponder subscription which allows for data collection and analysis from 400 transponders installed in Black-and-White vehicles for the purpose of increasing driver safety and efficiency in the field operation of patrol vehicles. <i>EX: \$370,604</i>	370,604	-	370,604
<b>TOTAL Departmental Support</b>	<b>12,937,590</b>	<b>1</b>	
2018-19 Program Budget	117,040,964	1,140	
Changes in Salaries, Expense, Equipment, and Special	12,937,590	1	
<b>2019-20 PROGRAM BUDGET</b>	<b>129,978,554</b>	<b>1,141</b>	

### Technology Support

This program supports all information technology systems and equipment used throughout the Department and includes systems development, implementation, and support; hardware and software purchase, installation, and maintenance; and systems coordination, information security, and connectivity with other law enforcement agencies.

Program Changes	Direct Cost	Positions	Total Cost
<b>Changes in Salaries, Expense, Equipment, and Special</b>			
<b>Apportionment of Changes Applicable to Various Programs</b> Related costs consist of employee benefits. <i>SG: \$1,119,678 SW: \$104,306 SWOT: \$61,822</i> <i>SOPOA: \$5,950 EX: (\$2,587,625)</i> <i>Related Costs: \$347,233</i>	(1,295,869)	1	(948,636)
<b>Continuation of Services</b>			
<b>44. Desktop Computer Replacement</b> Add one-time funding of \$864,000 and ongoing funding of \$1.17 million in the Office and Administrative Account for the replacement of obsolete desktop computers. The 2018-19 Adopted Budget included \$1.47 million to replace approximately 1,684 computers that were eight to ten years old and would no longer support the Department's systems. This additional funding will allow for the replacement of the remaining 2,316 end-of-life computers in 2019-20 and thereafter establish a six-year replacement cycle for the Department's 8,000 desktop computer inventory to ensure it meets current technological requirements. <i>EX: \$2,036,000</i>	2,036,000	-	2,036,000
<b>45. Mobile Data Computer Replacement</b> Add one-time funding to the Office and Administrative Account to replace 294 Mobile Data Computers (MDC) used by officers in the field. Maintaining MDC technology will allow officers to access mobile applications in the field and avoid having to return to Area Stations to access Department computer resources. Funding is provided by the Supplemental Law Enforcement Services Fund. An additional \$1.31 million to replace 655 MDCs is provided as a special purpose fund appropriation in the Forfeited Assets Trust Fund. <i>EX: \$589,805</i>	589,805	-	589,805
<b>46. Supervisory Control and Data Acquisition Replacement</b> Add one-time funding in the Office and Administrative Account to replace the Supervisory Control and Data Acquisition (SCADA) system which monitors police radio infrastructure and remote tower sites for environmental intrusion risks. This funding is necessary as the existing SCADA is no longer supported by the vendor and protection of these assets is essential for police operations. <i>EX: \$600,000</i>	600,000	-	600,000

### Technology Support

Program Changes	Direct Cost	Positions	Total Cost
<b>Changes in Salaries, Expense, Equipment, and Special</b>			
<b>Continuation of Services</b>			
<b>47. Video Management and Camera System Replacement</b> Funding in the amount of \$350,000 is provided as a special purpose fund appropriation in the Forfeited Assets Trust Fund, Special Police Account, to replace the Video Management and Camera System (VMCS) which provides real-time situational awareness of security for all City facilities. The VMCS is at end-of-life and vendor support is no longer available.	-	-	-
<b>48. Body-Worn Video Camera Program Expense</b> Continue one-time funding in the Contractual Services Account (\$1.0 million) and add ongoing funding in the Contractual Services (\$500,000) and Office and Administrative (\$1.0 million) accounts for Body-Worn Video Camera hardware, software, cellular connectivity/data, and related technology. This funding continues the one-time funding provided in 2018-19 that is required to meet contractual obligations. Funding is provided by the Supplemental Law Enforcement Services Fund. See related City Attorney item. <i>EX: \$2,500,000</i>	2,500,000	-	2,500,000
<b>49. Forensic Science Toxicology Equipment</b> Add funding to the Office and Administrative Account to replace breath alcohol and drug testing equipment and ensure the Department's testing equipment remains operational and accurate. This equipment tests for drug and alcohol levels, identifies the presence of controlled substances, prescription drugs, and cutting agents, and is necessary to perform tests in the field, lab, and in jail facilities. <i>EX: \$108,121</i>	108,121	-	108,121
<b>50. Voice Radio System and Telephony Logger Maintenance</b> Add ongoing funding to the Contractual Services Account (\$151,975) for increased costs of maintaining the Telephony Logger system which guarantees that all incoming and outgoing calls from both the Valley and Metropolitan Dispatch Centers are accurately recorded and archived per State law. Add one-time funding to the Contractual Services Account (\$84,025) to maintain the Voice Radio System during the extended maintenance period in 2019-20. This system provides seamless and uninterrupted radio communications between 911 dispatchers and Police Officers throughout the City. <i>EX: \$236,000</i>	236,000	-	236,000



### Technology Support

Program Changes	Direct Cost	Positions	Total Cost
<b>Changes in Salaries, Expense, Equipment, and Special</b>			
<b>New Services</b>			
<b>51. Records Management System Resources</b> Add one-time funding of \$184,057 and ongoing funding of \$2.1 million to the Contractual Services Account for the development and deployment of the Records Management System (RMS). The RMS will replace 25 antiquated databases and systems, allowing for migration off of the City's mainframe, facilitating information sharing across the Department, reducing manual and redundant processes, improving analytics, and facilitating mobile-field reporting by officers. An additional \$1.3 million is provided as a special purpose fund appropriation in the Forfeited Assets Trust Fund. <i>EX: \$2,285,913</i>	2,285,913	-	2,285,913
<b>52. Palantir Contract and Servers</b> Add one-time funding of \$160,000 and ongoing funding of \$1.8 million to the Office and Administrative Account for Palantir Analytical Platform expenses, including replacement of end-of-life servers and on-going contractual costs. This system searches crime reports, arrest records, warrant data, field interviews, Computer-Aided Dispatch data, traffic citations, Automated License Plate Reader data, and other informational databases that enable the Department to identify crime trends, find suspects and vehicle locations, collaborate with other law enforcement agencies, and provide investigative field personnel remote access to data. <i>EX: \$1,960,000</i>	1,960,000	-	1,960,000
<b>53. Network Security Resources</b> Add funding in the Office and Administrative Account for Continuous Vulnerability Management software to protect the Department's computer network from hacking and other intrusions. <i>EX: \$395,000</i>	395,000	-	395,000
<b>54. Student Professional Workers for Information Technology</b> Realign funding from the Salaries General Account to the As-Needed Salaries Account and add as-needed employment authority for the Student Professional Worker classification for the Information Technology Group. These positions will support the Information Technology Division Help Desk, the Applications Development and Support Division, and the Project Management Office and will provide administrative and systems support to ensure critical systems access and the maintenance of data integrity. <i>SG: (\$253,692) SAN: \$253,692</i>	-	-	-

**Technology Support**

---

<b>TOTAL Technology Support</b>	<b>9,414,970</b>	<b>1</b>
2018-19 Program Budget	56,935,334	222
Changes in Salaries, Expense, Equipment, and Special	9,414,970	1
<b>2019-20 PROGRAM BUDGET</b>	<b>66,350,304</b>	<b>223</b>

### General Administration and Support

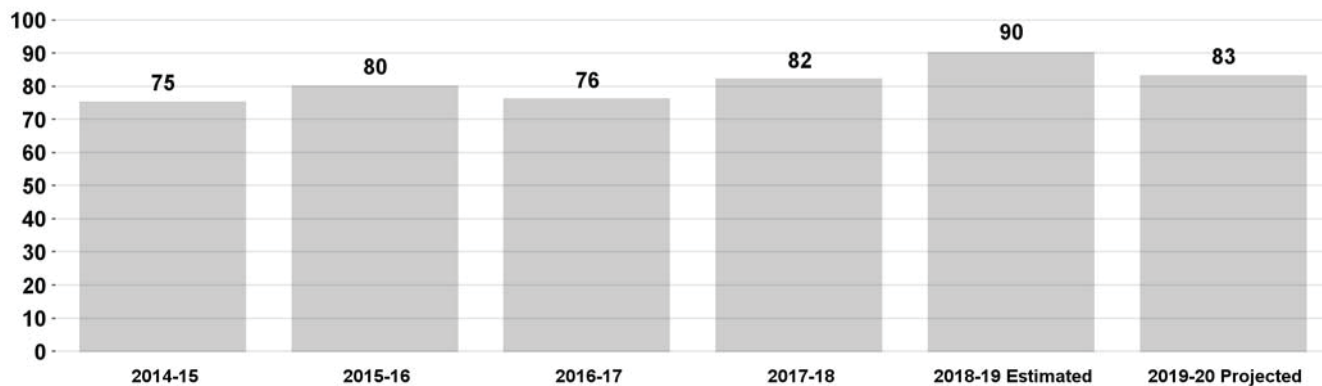
This program controls, directs and supports all Department activities; monitors and inspects the execution of Department policies, procedures, and plans and ensures adherence to memorandums of understanding, policies and orders; and administers the Department's community-relations programs and community affairs.

Program Changes	Direct Cost	Positions	Total Cost
<b>Changes in Salaries, Expense, Equipment, and Special</b>			
<b>Apportionment of Changes Applicable to Various Programs</b> Related costs consist of employee benefits. <i>SG: \$401,250 SW: \$390,505 SWOT: \$231,456</i> <i>SOPOA: \$22,100</i> <i>Related Costs: \$418,572</i>	1,045,311	3	1,463,883
<b>Continuation of Services</b>			
<b>55. Community Oriented Policing Services</b> Continue resolution authority for 25 Police Officer IIs hired in 2017-18 under the 2016 Community Oriented Policing Services (COPS) Hiring Program Grant. The grant reimburses the City for a portion of the salaries and related costs for 25 officers for a three-year period. Under the terms of the grant agreement, the City will be required to sustain funding for the 25 officers for one year once the grant has ended, commencing in 2020-21. Funding for these positions is provided in the Department's base budget.	-	-	-
<b>New Services</b>			
<b>56. California Public Records Act Compliance</b> Add funding and regular authority for seven positions consisting of one Senior Management Analyst I and six Management Analysts to ensure compliance with California Public Records Act requests, including the processing of case files, video, audio, photographic evidence, and related documents. Related costs consist of employee benefits. <i>SG: \$687,502</i> <i>Related Costs: \$284,604</i>	687,502	7	972,106
<b>TOTAL General Administration and Support</b>	<b>1,732,813</b>	<b>10</b>	
2018-19 Program Budget	23,603,102	237	
Changes in Salaries, Expense, Equipment, and Special	1,732,813	10	
<b>2019-20 PROGRAM BUDGET</b>	<b>25,335,915</b>	<b>247</b>	

**Internal Integrity and Standards Enforcement**

This program provides oversight of the Department; ensures that sworn and civilian employees act with honesty, integrity, dignity and respect towards the public; and ensures that the Department continues to meet all mandated responsibilities under the Federal Consent Decree with the U.S. Department of Justice, which was lifted in July 2009.

**Internal Affairs Investigations Closed within Five Months (percentage)**



Program Changes	Direct Cost	Positions	Total Cost
<b>Changes in Salaries, Expense, Equipment, and Special</b>			
<b>Apportionment of Changes Applicable to Various Programs</b>	2,579,353	1	3,363,449
Related costs consist of employee benefits.			
SG: \$784,009 SW: \$1,088,483 SWOT: \$645,151			
SOPOA: \$61,710			
Related Costs: \$784,096			
<b>TOTAL Internal Integrity and Standards Enforcement</b>	<b>2,579,353</b>	<b>1</b>	
2018-19 Program Budget	54,330,147	543	
Changes in Salaries, Expense, Equipment, and Special	2,579,353	1	
<b>2019-20 PROGRAM BUDGET</b>	<b>56,909,500</b>	<b>544</b>	

**POLICE**  
**DETAIL OF CONTRACTUAL SERVICES ACCOUNT**

2017-18 Actual Expenditures	2018-19 Adopted Budget	2018-19 Estimated Expenditures	Program/Code/Description	2019-20 Contract Amount
<b>Specialized Investigation - AC7003</b>				
\$ 54,243	\$ 60,000	\$ 60,000	1. Composite artist.....	\$ 60,000
510,390	512,000	512,000	2. Maintenance of Forensic Science Division systems and equipment.....	482,000
-	-	-	3. Technical Investigation Division Maintenance.....	30,000
36,587	37,000	37,000	4. Disposal of chemical materials.....	37,000
114,220	108,000	108,000	5. County Coroner reports/photographs.....	108,000
402,500	405,000	405,000	6. Computer-assisted legal research services.....	405,000
4,368	6,000	6,000	7. Vehicle tracking services.....	6,000
110,805	100,000	100,000	8. DNA analysis services.....	100,000
1,699,630	1,779,630	1,780,000	9. Los Angeles Regional Crime Laboratory Facility.....	2,046,945
<b>\$ 2,932,743</b>	<b>\$ 3,007,630</b>	<b>\$ 3,008,000</b>	<b>Specialized Investigation Total</b>	<b>\$ 3,274,945</b>
<b>Custody of Persons and Property - AC7004</b>				
\$ 68,565	\$ 158,000	\$ 158,000	10. Disposal of hazardous waste materials.....	\$ 158,000
25,568	232,024	232,000	11. Care and custody of City prisoners in County Jail.....	232,024
3,410,141	3,440,600	3,441,000	12. Arrestee transportation - County Sheriff.....	3,440,600
198,151	198,000	198,000	13. Booking of City arrestees in County Jail.....	198,000
36,160	34,000	34,000	14. Lease of freezer trailer.....	34,000
215,840	225,000	225,000	15. City prisoner laundry services.....	225,000
<b>\$ 3,954,425</b>	<b>\$ 4,287,624</b>	<b>\$ 4,288,000</b>	<b>Custody of Persons and Property Total</b>	<b>\$ 4,287,624</b>
<b>Traffic Control - CC7005</b>				
\$ -	\$ 33,500	\$ 34,000	16. Radar calibration.....	\$ 33,500
<b>\$ -</b>	<b>\$ 33,500</b>	<b>\$ 34,000</b>	<b>Traffic Control Total</b>	<b>\$ 33,500</b>
<b>Specialized Enforcement and Protection - AC7006</b>				
\$ -	\$ 9,000	\$ 9,000	17. Maintenance of auxiliary aircraft equipment.....	\$ 9,000
21,111	29,000	29,000	18. Veterinarian services.....	29,000
3,143,011	3,408,259	3,408,000	19. Contract security services.....	5,042,926
17,579	50,000	50,000	20. Maintenance of security cameras.....	550,000
38,775	30,000	30,000	21. Farrier services for Metro Mounted Unit.....	30,000
321,313	197,333	198,000	22. Crime scene cleaning service.....	364,666
<b>\$ 3,541,789</b>	<b>\$ 3,723,592</b>	<b>\$ 3,724,000</b>	<b>Specialized Enforcement and Protection Total</b>	<b>\$ 6,025,592</b>
<b>Personnel Training and Support - AE7047</b>				
\$ 300,950	\$ 303,631	\$ 304,000	23. Maintenance of Firearms Training System.....	\$ 303,631
953,739	1,000,000	1,000,000	24. Firing range lead removal.....	1,000,000
-	-	-	25. Customer Relationship Management Platform.....	375,000
<b>\$ 1,254,689</b>	<b>\$ 1,303,631</b>	<b>\$ 1,304,000</b>	<b>Personnel Training and Support Total</b>	<b>\$ 1,678,631</b>

**POLICE  
DETAIL OF CONTRACTUAL SERVICES ACCOUNT**

2017-18 Actual Expenditures	2018-19 Adopted Budget	2018-19 Estimated Expenditures	Program/Code/Description	2019-20 Contract Amount
<b>Departmental Support - AE7048</b>				
\$ 36,271	\$ 25,000	\$ 25,000	26. Emergency plate glass repairs.....	\$ 25,000
2,577	3,000	3,000	27. Rental of chemical toilets.....	3,000
1,329,980	899,000	899,000	28. Maintenance of copiers.....	899,000
348,579	310,000	310,000	29. Records storage.....	310,000
1,000	1,000	1,000	30. Biowaste disposal.....	1,000
47,443	45,000	45,000	31. Equipment rental and maintenance.....	45,000
61,050	65,000	65,000	32. Consultant on claims for State-mandated program reimbursement.....	65,000
417,065	429,387	430,000	33. Universal Identification Card System.....	429,387
89,555	120,000	120,000	34. Consultant on claims for State-mandated program reimbursement.....	120,000
525,243	533,000	533,000	35. Official Police Garages.....	533,000
23,535	24,550	24,000	36. Trash compaction and disposal for Police Administration Building.....	24,550
744,597	755,000	755,000	37. Transcription services.....	755,000
155,244	155,154	155,000	38. Fleet Management System maintenance.....	155,154
13,698	12,000	12,000	39. Janitorial service.....	12,000
772,031	1,556,960	1,557,000	40. Electric Vehicle Lease and Electrical Load Management Software.....	1,968,464
-	-	-	41. Telematics Transponders and Ultramate Subscriptions.....	370,604
<u>\$ 4,567,868</u>	<u>\$ 4,934,051</u>	<u>\$ 4,934,000</u>	<b>Departmental Support Total</b>	<u>\$ 5,716,159</u>
<b>Technology Support - AE7049</b>				
\$ 10,279,290	\$ 3,735,278	\$ 3,735,000	42. Systems support.....	\$ 3,636,902
2,872,639	2,965,000	2,965,000	43. Emergency Command Control Communications System warranty.....	2,965,000
491,708	472,175	472,000	44. Camera systems maintenance.....	472,175
742,493	386,000	386,000	45. Maintenance of hand-held radios.....	386,000
1,509,321	1,478,015	1,478,000	46. 9-1-1 Voice Radio Switch System Maintenance.....	1,562,040
-	249,000	249,000	47. 9-1-1 Call Logging Recorder Maintenance.....	400,975
83,638	75,000	75,000	48. Virtual Private Network for predictive policing.....	75,000
40,000	40,000	40,000	49. Crime Analysis Management System support.....	40,000
109,000	110,000	110,000	50. Environmental Systems Research Institute enterprise license.....	110,000
38,754	29,000	29,000	51. Rational Host Access Transformation Services licenses.....	29,000
59,000	44,000	44,000	52. Kitroom Information Tracking System.....	44,000
89,512	90,000	90,000	53. Digital photo system management support.....	90,000
1,499,960	1,455,354	1,455,000	54. Training Evaluation and Management System support.....	1,455,354
187,160	170,000	170,000	55. Automated Personnel Records Information System maintenance.....	170,000
187,167	173,000	173,000	56. County of Los Angeles Traffic Information System data input.....	173,000
375,241	379,000	379,000	57. Document Imaging System maintenance.....	379,000
321,797	300,000	300,000	58. Mobile data computer extended warranty.....	300,000
1,383,333	1,400,000	1,400,000	59. Consent Decree systems support.....	1,400,000
357,184	360,000	360,000	60. Digital In-Car Video system maintenance.....	370,000
95,000	60,000	60,000	61. Community Online Reporting System.....	60,000
1,000,000	-	-	62. Mobile Field Base Reporting - Records Management System.....	-
9,641,209	9,642,249	9,643,000	63. Body-Worn Video Camera System.....	8,643,000
374,005	1,000,000	1,000,000	64. Email and Enterprise Systems License.....	1,000,000
-	-	-	65. Records Maintenance System.....	2,285,913
<u>\$ 31,737,411</u>	<u>\$ 24,613,071</u>	<u>\$ 24,613,000</u>	<b>Technology Support Total</b>	<u>\$ 26,047,359</u>
<b>General Administration and Support - AE7050</b>				
\$ 220,360	\$ -	\$ -	66. Administrative Services.....	\$ -
<u>\$ 220,360</u>	<u>\$ -</u>	<u>\$ -</u>	<b>General Administration and Support Total</b>	<u>\$ -</u>
<b>Internal Integrity and Standards Enforcement - AE7051</b>				
\$ 229,283	\$ 121,997	\$ 122,000	67. Vehicle rentals for Internal Affairs.....	\$ 121,997
<u>\$ 229,283</u>	<u>\$ 121,997</u>	<u>\$ 122,000</u>	<b>Internal Integrity and Standards Enforcement Total</b>	<u>\$ 121,997</u>
<u>\$ 48,438,567</u>	<u>\$ 42,025,096</u>	<u>\$ 42,027,000</u>	<b>TOTAL CONTRACTUAL SERVICES ACCOUNT</b>	<u>\$ 47,185,807</u>

## POLICE TRAVEL AUTHORITY

2018-19 Amount	Auth. No.	Trip Category Trip-Location-Date	2019-20 Amount	Auth. No.
<b>A. Conventions</b>				
\$ -	-	1. International Association of Chiefs of Police - Orlando, FL	\$ -	-
\$ -	-	<b>TOTAL CONVENTION TRAVEL</b>	\$ -	-
<b>B. Business</b>				
\$ 267,750	-	2. Investigative travel	\$ 267,750	-
310,000	-	3. Extradition travel (reimbursable)	310,000	-
- *	-	4. Hazardous Devices School, Redstone Arsenal, Huntsville, Alabama	-	-
- *	-	5. Hazardous Devices School, Federal Law Enforcement Training Center (FLETC) School, Glynco, Georgia	-	-
- *	-	6. International Association of Chiefs of Police Terrorism Course	-	-
- *	-	7. Forensic Microscope Training Course	-	-
- *	-	8. Vehicle Lamp Identification Course	-	-
- *	-	9. Tactical Surveillance Course	-	-
- *	-	10. Border Crimes Conference (Detectives)	-	-
- *	-	11. Police Executive Research Forum, Annual Meeting (T.B.A.)	-	-
- *	-	12. Department of Justice Annual Summit	-	-
- *	-	13. Undesignated - Chief of Police	-	-
- *	-	14. Helicopter Simulator Training	-	-
- *	-	15. Office of Inspector General Training	-	-
30,000	-	16. Bomb Squad Training	30,000	-
- *	-	17. Recruitment	-	-
-	-	18. Peace Officer Standards and Training (POST) Courses	-	-
<u>\$ 607,750</u>	<u>-</u>	<b>TOTAL BUSINESS TRAVEL</b>	<u>\$ 607,750</u>	<u>-</u>
<u>\$ 607,750</u>	<u>-</u>	<b>TOTAL TRAVEL EXPENSE ACCOUNT</b>	<u>\$ 607,750</u>	<u>-</u>

\* Trip authorized but not funded.

## Police

Position Counts						
2018-19	Change	2019-20	Code	Title	2019-20 Salary Range and Annual Salary	
<u>SWORN</u>						
<u>Regular Positions</u>						
4,801	-	4,801	2214-2	Police Officer II	3431	(71,639 - 97,593)
2,375	-	2,375	2214-3	Police Officer III	3765	(78,613 - 103,168)
644	-	644	2223-1	Police Detective I	4674	(97,593 - 114,881)
735	-	735	2223-2	Police Detective II	5212	(108,826 - 121,333)
367	-	367	2223-3	Police Detective III	5811	(121,333 - 135,198)
751	1	752	2227-1	Police Sergeant I	5212	(108,826 - 121,333)
493	2	495	2227-2	Police Sergeant II	5502	(114,881 - 128,077)
103	-	103	2232-1	Police Lieutenant I	6134	(128,077 - 142,714)
174	-	174	2232-2	Police Lieutenant II	6475	(135,198 - 150,607)
20	-	20	2244-1	Police Captain I	6603	(137,870 - 180,820)
16	-	16	2244-2	Police Captain II	6970	(145,533 - 190,884)
39	-	39	2244-3	Police Captain III	7359	(153,655 - 201,533)
18	-	18	2251	Police Commander	8202	(171,257 - 224,627)
9	-	9	2262-1	Police Deputy Chief I	9433	(196,961 - 258,327)
3	-	3	2262-2	Police Deputy Chief II	11072	(231,183 - 303,198)
1	-	1	9359	Chief of Police		(350,909)
10,549	3	10,552				
<u>GENERAL</u>						
<u>Regular Positions</u>						
1	-	1	0600	Executive Director Police Commission	7040	(146,995 - 214,938)
1	-	1	0601	Inspector General	7040	(146,995 - 214,938)
3	-	3	0603	Assistant Inspector General	6218	(129,831 - 195,040)
72	1	73	1116	Secretary	2350	(49,068 - 73,685)
15	1	16	1117-2	Executive Administrative Assistant II	2827	(59,027 - 88,698)
1	-	1	1117-3	Executive Administrative Assistant III	3031	(63,287 - 95,066)
1	-	1	1129	Personnel Records Supervisor	2825	(58,986 - 86,255)
20	(1)	19	1152-1	Principal Clerk Police I	2660	(55,540 - 81,202)
30	2	32	1152-2	Principal Clerk Police II	2964	(61,888 - 90,452)
12	-	12	1157-1	Fingerprint Identification Expert I	2260	(47,188 - 70,866)
5	-	5	1157-2	Fingerprint Identification Expert II	2389	(49,882 - 74,917)
3	-	3	1157-3	Fingerprint Identification Expert III	2519	(52,596 - 78,968)
1	-	1	1158-1	Principal Fingerprint Identification Expert I	2782	(58,088 - 84,960)
1	-	1	1158-2	Principal Fingerprint Identification Expert II	3106	(64,853 - 94,816)
1	-	1	1170-1	Payroll Supervisor I	3045	(63,579 - 92,957)



## Police

Position Counts						
2018-19	Change	2019-20	Code	Title	2019-20 Salary Range and Annual Salary	
<u>GENERAL</u>						
<u>Regular Positions</u>						
2	-	2	1170-2	Payroll Supervisor II	3248	(67,818 - 99,159)
31	-	31	1223	Accounting Clerk	2284	(47,689 - 71,618)
5	-	5	1249	Chief Clerk Police	3504	(73,163 - 106,968)
6	-	6	1326	Hearing Reporter	2827	(59,027 - 88,698)
266	-	266	1358	Administrative Clerk	1752	(36,581 - 54,935)
364	-	364	1368	Senior Administrative Clerk	2162	(45,142 - 67,818)
1	-	1	1409-1	Information Systems Manager I	5191	(108,388 - 162,864)
1	-	1	1409-2	Information Systems Manager II	5736	(119,767 - 179,943)
5	-	5	1431-4	Programmer/Analyst IV	3822	(79,803 - 119,913)
3	-	3	1431-5	Programmer/Analyst V	4119	(86,004 - 129,184)
2	(1)	1	1455-1	Systems Programmer I	4170(8)	(87,069 - 127,305)
1	1	2	1455-2	Systems Programmer II	4486	(93,667 - 136,931)
1	-	1	1455-3	Systems Programmer III	4861	(101,497 - 148,394)
2	-	2	1461-3	Communications Information Representative III	2326	(48,566 - 72,996)
4	-	4	1470	Data Base Architect	4683	(97,781 - 142,944)
6	-	6	1513	Accountant	2635	(55,018 - 80,471)
1	-	1	1517-1	Auditor I	2829	(59,069 - 86,401)
2	-	2	1518	Senior Auditor	3562	(74,374 - 108,763)
5	-	5	1523-2	Senior Accountant II	3315	(69,217 - 101,205)
2	-	2	1525-2	Principal Accountant II	4020	(83,937 - 122,732)
-	2	2	1538	Senior Project Coordinator	3738	(78,049 - 114,088)
2	-	2	1555-1	Fiscal Systems Specialist I	4209	(87,883 - 128,516)
1	-	1	1555-2	Fiscal Systems Specialist II	4917	(102,666 - 150,127)
1	-	1	1593-3	Departmental Chief Accountant III	5313	(110,935 - 166,664)
39	-	39	1596	Systems Analyst	3360	(70,156 - 102,562)
23	-	23	1597-1	Senior Systems Analyst I	3974	(82,977 - 121,333)
13	-	13	1597-2	Senior Systems Analyst II	4917	(102,666 - 150,127)
17	-	17	1627-2	Police Performance Auditor II	3360	(70,156 - 102,562)
25	-	25	1627-3	Police Performance Auditor III	3969	(82,872 - 121,145)
3	1	4	1627-4	Police Performance Auditor IV	4917	(102,666 - 150,127)
17	-	17	1640	Police Special Investigator	4333	(90,473 - 132,274)
2	-	2	1670-2	Graphics Designer II	2769	(57,816 - 84,543)
1	-	1	1727	Safety Engineer	4170	(87,069 - 127,305)
26	-	26	1731	Personnel Analyst	3360	(70,156 - 102,562)
7	(1)	6	1764-1	Background Investigator I	2994	(62,514 - 91,370)
-	1	1	1764-2	Background Investigator II	3166	(66,106 - 96,653)

## Police

Position Counts						
2018-19	Change	2019-20	Code	Title	2019-20 Salary Range and Annual Salary	
<u>GENERAL</u>						
<u>Regular Positions</u>						
1	-	1	1786	Principal Public Relations Representative	3261	(68,089 - 99,576)
1	(1)	-	1793-1	Photographer I	2483	(51,845 - 75,794)
23	1	24	1793-3	Photographer III	3008	(62,807 - 91,809)
1	-	1	1794	Principal Photographer	3916	(81,766 - 119,496)
1	-	1	1795-1	Senior Photographer I	3168	(66,147 - 96,757)
4	-	4	1795-2	Senior Photographer II	3345	(69,843 - 102,144)
1	-	1	1800-1	Public Information Director I	4045	(84,459 - 126,866)
1	-	1	1800-2	Public Information Director II	4752	(99,221 - 149,062)
3	-	3	1832-1	Warehouse and Toolroom Worker I	1849	(38,607 - 57,983)
1	-	1	1832-2	Warehouse and Toolroom Worker II	1937	(40,444 - 60,760)
7	-	7	1835-2	Storekeeper II	2162	(45,142 - 67,818)
2	-	2	1837	Senior Storekeeper	2461	(51,385 - 77,172)
1	-	1	1839	Principal Storekeeper	3271	(68,298 - 102,625)
2	-	2	2200-1	Forensic Print Specialist I	2825	(58,986 - 86,255)
79	(3)	76	2200-3	Forensic Print Specialist III	3654	(76,295 - 111,540)
7	3	10	2200-4	Forensic Print Specialist IV	3883	(81,077 - 118,556)
9	-	9	2201	Senior Forensic Print Specialist	4209	(87,883 - 128,516)
1	-	1	2203	Principal Forensic Print Specialist	4671	(97,530 - 142,568)
478	-	478	2207-2	Police Service Representative II	2537	(52,972 - 79,573)
165	-	165	2207-3	Police Service Representative III	2905	(60,656 - 91,120)
53	-	53	2209-1	Senior Police Service Representative I	3336	(69,655 - 101,831)
10	-	10	2209-2	Senior Police Service Representative II	3698	(77,214 - 112,898)
10	-	10	2210	Associate Community Officer	1581	(33,011 - 48,274)
3	-	3	2233	Firearms Examiner	4221	(88,134 - 128,829)
3	(3)	-	2234-1	Criminalist I	3057	(63,830 - 95,901)
115	3	118	2234-2	Criminalist II	4004	(83,603 - 125,593)
20	-	20	2234-3	Criminalist III	4202	(87,737 - 131,773)
17	-	17	2235	Supervising Criminalist	4548	(94,962 - 142,673)
30	1	31	2236-1	Crime and Intelligence Analyst I	2849	(59,487 - 86,965)
31	-	31	2236-2	Crime and Intelligence Analyst II	3360	(70,156 - 102,562)
4	-	4	2237-1	Chief Forensic Chemist I	4958	(103,523 - 155,493)
1	-	1	2237-2	Chief Forensic Chemist II	5609	(117,115 - 175,955)
7	-	7	2240-2	Polygraph Examiner II	3905	(81,536 - 119,245)
6	-	6	2240-3	Polygraph Examiner III	4108	(85,775 - 125,405)
1	-	1	2240-4	Polygraph Examiner IV	4722	(98,595 - 144,134)

## Police

Position Counts						
2018-19	Change	2019-20	Code	Title	2019-20 Salary Range and Annual Salary	
<u>GENERAL</u>						
<u>Regular Positions</u>						
3	-	3	2241	Senior Crime and Intelligence Analyst	3969	(82,872 - 121,145)
1	-	1	2323	Nutritionist	2896	(60,468 - 90,828)
13	-	13	2382-1	Police Psychologist I	4699	(98,115 - 147,412)
2	-	2	2382-2	Police Psychologist II	5248	(109,578 - 164,617)
1	-	1	2383	Police Training Administrator	6919	(144,468 - 211,201)
1	-	1	2384	Chief Police Psychologist	5736	(119,767 - 179,943)
2	-	2	3112	Maintenance Laborer	1746	(36,456 - 54,789)
2	-	2	3115	Maintenance and Construction Helper	1849	(38,607 - 57,983)
2	-	2	3141	Gardener Caretaker	1849	(38,607 - 57,983)
1	-	1	3145	Park Maintenance Supervisor	2398	(50,070 - 75,188)
1	-	1	3156	Custodian	1562	(32,614 - 48,984)
1	-	1	3162-1	Reprographics Operator I	1841	(38,440 - 57,754)
127	-	127	3181	Security Officer	1927	(40,235 - 60,405)
4	-	4	3183	Municipal Police Officer	2998	(62,598 - 91,496)
13	-	13	3184	Senior Security Officer	2086	(43,555 - 65,458)
6	(1)	5	3185	Municipal Police Sergeant	3440	(71,827 - 107,928)
2	-	2	3187-1	Chief Security Officer I	2574	(53,745 - 80,763)
1	-	1	3188-1	Municipal Police Captain I	6603	(137,870 - 180,820)
1	-	1	3188-2	Municipal Police Captain II	6970	(145,533 - 190,884)
1	-	1	3198	Municipal Police Lieutenant	4063	(84,835 - 127,472)
2	-	2	3199	Security Aide	1562	(32,614 - 48,984)
3	-	3	3200	Principal Security Officer	2325	(48,546 - 72,975)
65	15	80	3207	Property Officer	2112	(44,098 - 66,231)
13	-	13	3209	Senior Property Officer	2415	(50,425 - 75,731)
5	-	5	3210	Principal Property Officer	2713	(56,647 - 85,086)
282	30	312	3211	Detention Officer	2233	(46,625 - 70,052)
93	6	99	3212	Senior Detention Officer	2623	(54,768 - 82,267)
34	1	35	3215	Principal Detention Officer	3021	(63,078 - 94,732)
4	-	4	3229-2	Examiner of Questioned Documents II	4221	(88,134 - 128,829)
1	-	1	3231	Senior Examiner of Questioned Documents	4794	(100,098 - 146,347)
1	-	1	3338	Building Repairer Supervisor	3370(6)	(70,365 - 105,652)
1	-	1	3343	Cabinet Maker		(86,312)
1	-	1	3423	Painter		(82,726)
30	-	30	3531	Garage Attendant	1792	(37,416 - 56,188)
2	-	2	3595-1	Automotive Dispatcher I	1891	(39,484 - 59,278)
1	-	1	3595-2	Automotive Dispatcher II	2270	(47,397 - 71,200)

## Police

Position Counts					
2018-19	Change	2019-20	Code	Title	2019-20 Salary Range and Annual Salary
<u>GENERAL</u>					
<u>Regular Positions</u>					
4	1	5	3638	Senior Communications Electrician	(99,508)
20	-	20	3686	Communications Electrician	(90,645)
14	-	14	3687-1	Police Surveillance Specialist I	(99,675)
1	-	1	3687-2	Police Surveillance Specialist II	(114,505)
2	-	2	3689	Communications Electrician Supervisor	(104,123)
11	-	11	3704-5	Auto Body Builder and Repairer	(80,972)
1	-	1	3706-2	Auto Body Repair Supervisor II	(92,414)
1	-	1	3706-F	Auto Body Repair Supervisor I	(82,037)
118	-	118	3711-5	Equipment Mechanic	(80,972)
27	-	27	3712-5	Senior Equipment Mechanic	(85,639)
9	-	9	3714	Automotive Supervisor	(95,124)
2	-	2	3716	Senior Automotive Supervisor	(106,529)
1	-	1	3718	General Automotive Supervisor	(122,482)
3	-	3	3721-5	Auto Painter	(80,972)
1	-	1	3722-1	Director Police Transportation I	4520 (94,377 - 141,796)
1	-	1	3722-2	Director Police Transportation II	5736 (119,767 - 179,943)
1	-	1	3723-5	Upholsterer	(80,972)
2	-	2	3743	Heavy Duty Equipment Mechanic	(88,238)
1	-	1	3773	Mechanical Repairer	(82,000)
3	-	3	4322	Equine Keeper	2135 (44,578 - 66,983)
5	-	5	6147	Audio Visual Technician	(87,708)
2	-	2	7213	Geographic Information Systems Specialist	3425 (71,514 - 104,587)
1	-	1	7214-1	Geographic Information Systems Supervisor I	3805 (79,448 - 116,155)
1	-	1	7214-2	Geographic Information Systems Supervisor II	4120 (86,025 - 125,760)
1	(1)	-	7607-2	Communications Engineering Associate II	3453 (72,098 - 108,346)
-	1	1	7607-3	Communications Engineering Associate III	3845 (80,283 - 120,582)
1	-	1	7614	Senior Communications Engineer	4915 (102,625 - 154,115)
14	-	14	7854-1	Laboratory Technician I	2161 (45,121 - 65,959)
3	-	3	7854-2	Laboratory Technician II	2561 (53,473 - 78,174)
1	-	1	7922	Architectural Drafting Technician	2486 (51,907 - 75,898)
10	-	10	9167-1	Senior Personnel Analyst I	4135 (86,338 - 126,198)
4	-	4	9167-2	Senior Personnel Analyst II	5117 (106,842 - 156,182)
37	-	37	9171-1	Senior Management Analyst I	3969 (82,872 - 121,145)
21	1	22	9171-2	Senior Management Analyst II	4917 (102,666 - 150,127)
169	6	175	9184	Management Analyst	3360 (70,156 - 102,562)

## Police

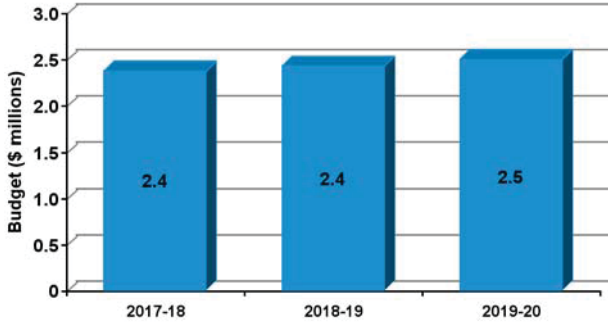
Position Counts						
2018-19	Change	2019-20	Code	Title	2019-20 Salary Range and Annual Salary	
<u>GENERAL</u>						
<u>Regular Positions</u>						
8	-	8	9196-1	Police Administrator I	5736	(119,767 - 179,943)
4	-	4	9196-2	Police Administrator II	6570	(137,181 - 206,043)
2	-	2	9196-3	Police Administrator III	7482	(156,224 - 234,670)
1	-	1	9374	Chief Information Officer	7543	(157,497 - 236,612)
2	-	2	9375	Director of Systems	5736	(119,767 - 179,943)
1	-	1	9734-1	Commission Executive Assistant I	2650	(55,332 - 80,930)
1	-	1	9734-2	Commission Executive Assistant II	3360	(70,156 - 102,562)
3,388	66	3,454				
<u>Commissioner Positions</u>						
7	-	7	0020	Member Police Permit Review Panel	\$50/mtg	
5	-	5	0101-1	Commissioner	\$25/mtg	
12	-	12				
<u>AS NEEDED</u>						
<u>To be Employed As Needed in Such Numbers as Required</u>						
			0102	Commission Hearing Examiner	\$900/mtg	
			0136	Examining Assistant Civil Service	\$45/mtg	
			0137	Examining Assistant Civil Service	\$50/mtg	
			0138	Examining Assistant Civil Service	\$55/mtg	
			0139	Examining Assistant Civil Service	\$70/mtg	
			1502	Student Professional Worker	1350(9)	(28,188 - 41,217)
			1503	Police Student Worker	1191(9)	(24,868 - 36,331)
			1764-1	Background Investigator I	2994	(62,514 - 91,370)
			2208	Academy Trainee	\$20/hr	
			2210	Associate Community Officer	1581	(33,011 - 48,274)
			3181	Security Officer	1927	(40,235 - 60,405)
			3184	Senior Security Officer	2086	(43,555 - 65,458)
			3199	Security Aide	1562	(32,614 - 48,984)
		<u>Regular Positions</u>	<u>Commissioner Positions</u>			
<b>Total</b>	14,006		12			

# PUBLIC ACCOUNTABILITY

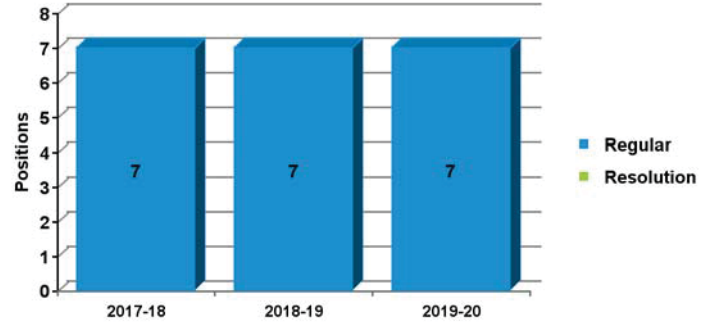
2019-20 Proposed Budget

## FIVE YEAR HISTORY OF BUDGET AND POSITION AUTHORITIES

**FIVE YEAR BUDGET HISTORY**



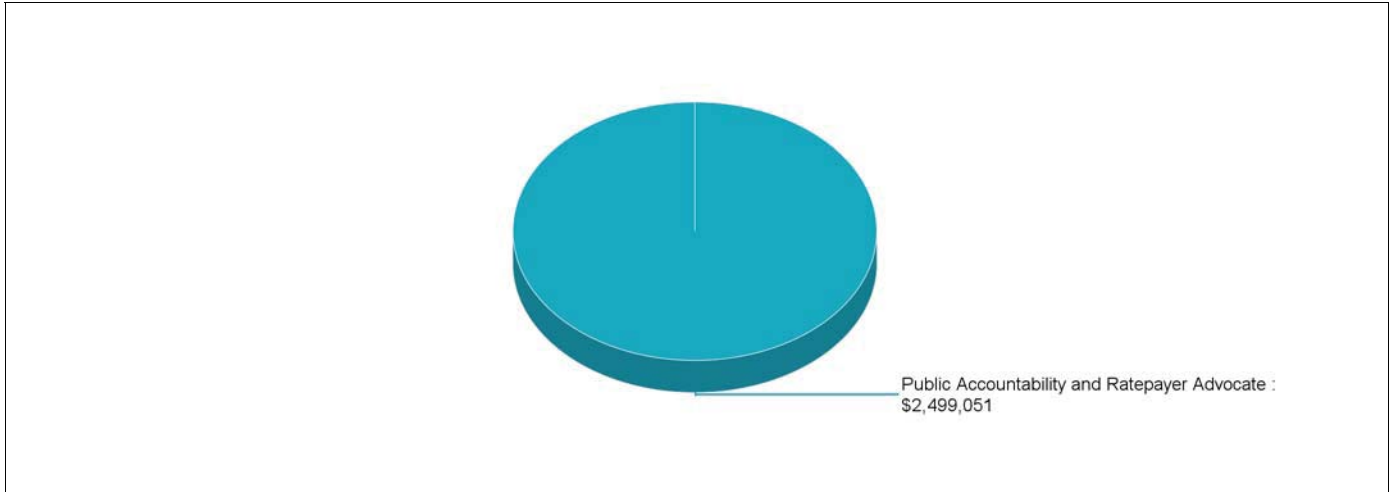
**FIVE YEAR POSITION AUTHORITY HISTORY**



## SUMMARY OF 2019-20 PROPOSED BUDGET CHANGES

	Total Budget			General Fund			Special Fund			
		Regular	Resolution		Regular	Resolution		Regular	Resolution	
<b>2018-19 Adopted</b>	\$2,425,206	7	-	\$2,425,206	100.0%	7	-	-	-	-
<b>2019-20 Proposed</b>	\$2,499,051	7	-	\$2,499,051	100.0%	7	-	-	-	-
<b>Change from Prior Year</b>	<b>\$73,845</b>	-	-	<b>\$73,845</b>		-	-	-	-	-

## 2019-20 FUNDING DISTRIBUTION BY PROGRAM



## Recapitulation of Changes

	Adopted Budget 2018-19	Total Budget Changes	Total Budget 2019-20
<b>EXPENDITURES AND APPROPRIATIONS</b>			
<b>Salaries</b>			
Salaries General	1,191,796	73,845	1,265,641
Total Salaries	<u>1,191,796</u>	<u>73,845</u>	<u>1,265,641</u>
<b>Expense</b>			
Printing and Binding	6,500	-	6,500
Travel	10,000	-	10,000
Contractual Services	1,184,200	1,000	1,185,200
Transportation	14,500	(5,000)	9,500
Office and Administrative	18,210	4,000	22,210
Total Expense	<u>1,233,410</u>	<u>-</u>	<u>1,233,410</u>
<b>Total Public Accountability</b>	<b><u>2,425,206</u></b>	<b><u>73,845</u></b>	<b><u>2,499,051</u></b>
	Adopted Budget 2018-19	Total Budget Changes	Total Budget 2019-20

## SOURCES OF FUNDS

General Fund	2,425,206	73,845	2,499,051
<b>Total Funds</b>	<b><u>2,425,206</u></b>	<b><u>73,845</u></b>	<b><u>2,499,051</u></b>
Percentage Change			3.04%
Positions	7	-	7

### Public Accountability and Ratepayer Advocate

Priority Outcome: Make Los Angeles the best run big city in America

This program provides public independent analysis of Department of Water and Power (DWP) actions as they relate to water and electricity rates and operations, as authorized by the Charter, which includes, and is not limited to, the following efforts: 1) review and analysis of proposed utility rate proposals and periodic adjustments; 2) evaluation of and advice on DWP long-term strategic plans, operations, budget, finances, and performance; 3) review of major plans, programs, projects, policies, contracts, costs, and utility rates; and, 4) analysis of customer data to evaluate of customer service performance at DWP.

Program Changes	Direct Cost	Positions	Total Cost
<b>Changes in Salaries, Expense, Equipment, and Special</b>			
<b>Obligatory Changes</b>			
1. <b>2018-19 Employee Compensation Adjustment</b>	58,279	-	76,438
Related costs consist of employee benefits. SG: \$58,279 Related Costs: \$18,159			
2. <b>2019-20 Employee Compensation Adjustment</b>	1,134	-	1,487
Related costs consist of employee benefits. SG: \$1,134 Related Costs: \$353			
3. <b>Change in Number of Working Days</b>	9,208	-	11,939
Increase funding to reflect two additional working days. Related costs consist of employee benefits. SG: \$9,208 Related Costs: \$2,731			
4. <b>Salary Step and Turnover Effect</b>	5,224	-	6,773
Related costs consist of employee benefits. SG: \$5,224 Related Costs: \$1,549			
<b>Other Changes or Adjustments</b>			
5. <b>Funding Realignment</b>	-	-	-
Realign funding totaling \$5,000 within expense accounts to align expenditures with the operational needs of the Department. There will be no change to the level of services provided nor to the overall funding provided to the Department.			
<b>TOTAL Public Accountability and Ratepayer Advocate</b>	<b>73,845</b>	<b>-</b>	<b>-</b>
2018-19 Program Budget	2,425,206	7	
Changes in Salaries, Expense, Equipment, and Special	73,845	-	
<b>2019-20 PROGRAM BUDGET</b>	<b>2,499,051</b>	<b>7</b>	



**PUBLIC ACCOUNTABILITY  
DETAIL OF CONTRACTUAL SERVICES ACCOUNT**

2017-18 Actual Expenditures	2018-19 Adopted Budget	2018-19 Estimated Expenditures	Program/Code/Description	2019-20 Contract Amount
<b>Public Accountability and Ratepayer Advocate- AK1101</b>				
\$ 307	\$ 2,000	\$ 2,000	1. Lease and maintenance of photocopiers.....	\$ 3,000
37,227	400,000	1,000	2. Support for monitoring and reporting on 2016 utility rate ordinance.....	850,000
-	400,000	-	3. Support for 2018 utility rate update and metrics review.....	40,000
-	50,000	-	4. Support for community outreach.....	50,000
-	332,200	-	5. Undesignated.....	242,200
<u>\$ 37,534</u>	<u>\$ 1,184,200</u>	<u>\$ 3,000</u>	<b>Office of Public Accountability Total</b>	<u>\$ 1,185,200</u>
<u>\$ 37,534</u>	<u>\$ 1,184,200</u>	<u>\$ 3,000</u>	<b>TOTAL CONTRACTUAL SERVICES ACCOUNT</b>	<u>\$ 1,185,200</u>

## PUBLIC ACCOUNTABILITY TRAVEL AUTHORITY

2018-19 Amount	Auth. No.	Trip Category Trip-Location-Date	2019-20 Amount	Auth. No.
<b>A. Conventions</b>				
\$ -	-	1. None	\$ -	-
\$ -	-	<b>TOTAL CONVENTION TRAVEL</b>	\$ -	-
<b>B. Business</b>				
\$ 10,000	TBD	2. Office of Public Accountability - Undesignated	\$ 10,000	TBD
\$ 10,000	-	<b>TOTAL BUSINESS TRAVEL</b>	\$ 10,000	-
<u>\$ 10,000</u>	<u>-</u>	<b>TOTAL TRAVEL EXPENSE ACCOUNT</b>	<u>\$ 10,000</u>	<u>-</u>

## Public Accountability

---

Position Counts			Code	Title	2019-20 Salary Range and Annual Salary	
2018-19	Change	2019-20				
<u>GENERAL</u>						
<u>Regular Positions</u>						
1	-	1	0584	Executive Legal Secretary II	3031	(63,287 - 95,066)
1	-	1	0748	Executive Director, Office of Public Accountability	9784	(204,289 - 298,688)
1	-	1	1681-1	Utility Rates and Policy Specialist I	4992	(104,232 - 152,382)
2	-	2	1681-2	Utility Rates and Policy Specialist II	5252	(109,661 - 160,337)
2	-	2	1681-3	Utility Rates and Policy Specialist III	5998	(125,238 - 183,096)
<u>7</u>	<u>-</u>	<u>7</u>				

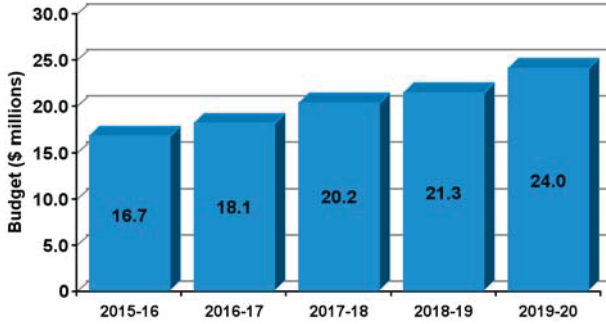
	<u>Regular Positions</u>
<b>Total</b>	<u>7</u>

# BOARD OF PUBLIC WORKS

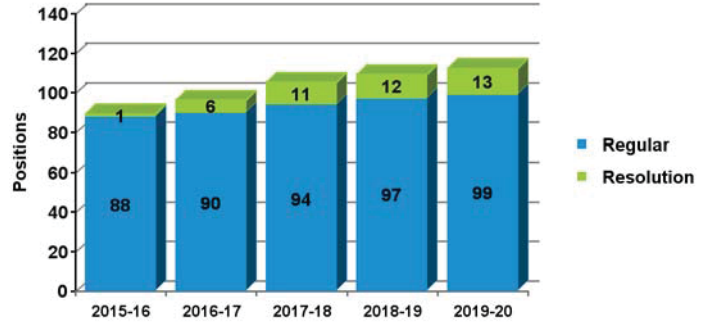
## 2019-20 Proposed Budget

### FIVE YEAR HISTORY OF BUDGET AND POSITION AUTHORITIES

**FIVE YEAR BUDGET HISTORY**



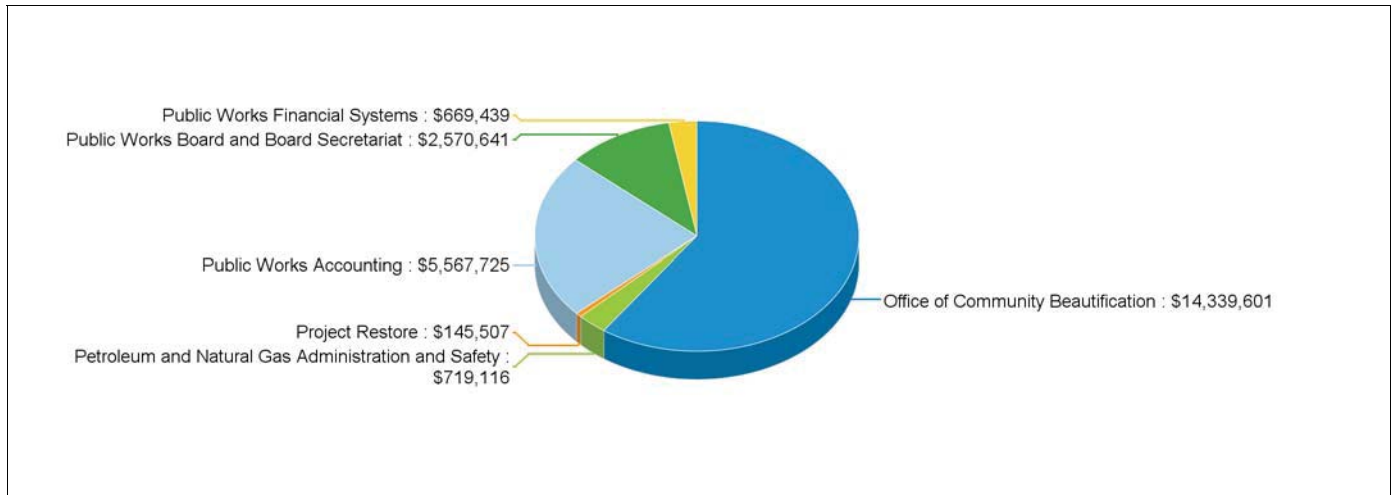
**FIVE YEAR POSITION AUTHORITY HISTORY**



### SUMMARY OF 2019-20 PROPOSED BUDGET CHANGES

	Total Budget			General Fund			Special Fund				
		Regular	Resolution		Regular	Resolution		Regular	Resolution		
<b>2018-19 Adopted</b>	\$21,348,330	97	12	\$16,725,249	78.3%	49	6	\$4,623,081	21.7%	48	6
<b>2019-20 Proposed</b>	\$24,012,029	99	13	\$18,892,282	78.7%	51	5	\$5,119,747	21.3%	48	8
<b>Change from Prior Year</b>	<b>\$2,663,699</b>	<b>2</b>	<b>1</b>	<b>\$2,167,033</b>		<b>1</b>	<b>(1)</b>	<b>\$496,666</b>		<b>1</b>	<b>2</b>

### 2019-20 FUNDING DISTRIBUTION BY PROGRAM



### MAIN BUDGET ITEMS

	Funding	Positions
* Graffiti Removal Prevailing Wage Allocation	\$1,796,995	-
* Warehouse Support	\$50,991	1
* Accounting Support for SB 1	\$49,435	-
* Sewer Construction and Maintenance Accounts Payable	\$102,074	-
* Department Wide Risk Manager	\$114,794	1
* Mobile Pit Stop Program	-	-

## Recapitulation of Changes

	Adopted Budget 2018-19	Total Budget Changes	Total Budget 2019-20
<b>EXPENDITURES AND APPROPRIATIONS</b>			
<b>Salaries</b>			
Salaries General	9,277,636	1,016,704	10,294,340
Overtime General	10,347	-	10,347
Total Salaries	<u>9,287,983</u>	<u>1,016,704</u>	<u>10,304,687</u>
<b>Expense</b>			
Printing and Binding	23,476	-	23,476
Contractual Services	11,720,871	1,696,995	13,417,866
Transportation	2,000	-	2,000
Office and Administrative	137,000	(50,000)	87,000
Operating Supplies	177,000	-	177,000
Total Expense	<u>12,060,347</u>	<u>1,646,995</u>	<u>13,707,342</u>
<b>Total Board of Public Works</b>	<b><u>21,348,330</u></b>	<b><u>2,663,699</u></b>	<b><u>24,012,029</u></b>
	Adopted Budget 2018-19	Total Budget Changes	Total Budget 2019-20

## SOURCES OF FUNDS

General Fund	16,725,249	2,167,033	18,892,282
Solid Waste Resources Revenue Fund (Sch. 2)	293,717	18,818	312,535
Special Gas Tax Improvement Fund (Sch. 5)	290,910	18,480	309,390
Road Maintenance and Rehabilitation Program Special (Sch. 5)	16,240	33,195	49,435
Stormwater Pollution Abatement Fund (Sch. 7)	93,289	5,520	98,809
Sewer Operations & Maintenance Fund (Sch. 14)	1,927,117	334,841	2,261,958
Sewer Capital Fund (Sch. 14)	1,095,025	37,641	1,132,666
Street Lighting Maintenance Assessment Fund (Sch. 19)	319,189	20,370	339,559
Arts and Cultural Facilities & Services Fund (Sch. 24)	100,000	-	100,000
Proposition C Anti-Gridlock Transit Fund (Sch. 27)	129,959	9,497	139,456
Citywide Recycling Trust Fund (Sch. 32)	112,037	5,142	117,179
Sidewalk Repair Fund (Sch. 51)	245,598	13,162	258,760
<b>Total Funds</b>	<b><u>21,348,330</u></b>	<b><u>2,663,699</u></b>	<b><u>24,012,029</u></b>
Percentage Change			12.48%
Positions	97	2	99

### Changes Applicable to Various Programs

The following changes involve two or more budgetary programs. These changes are explained below and apportioned as single entries in the affected programs. Single-program changes are shown only in the programs involved.

Program Changes	Direct Cost	Positions	Total Cost
<b>Changes in Salaries, Expense, Equipment, and Special</b>			
<b>Obligatory Changes</b>			
1. <b>2018-19 Employee Compensation Adjustment</b> Related costs consist of employee benefits. <i>SG: \$446,101</i> <i>Related Costs: \$139,002</i>	446,101	-	585,103
2. <b>2019-20 Employee Compensation Adjustment</b> Related costs consist of employee benefits. <i>SG: \$34,815</i> <i>Related Costs: \$10,848</i>	34,815	-	45,663
3. <b>Change in Number of Working Days</b> Increase funding to reflect two additional working days. Related costs consist of employee benefits. <i>SG: \$68,556</i> <i>Related Costs: \$20,332</i>	68,556	-	88,888
4. <b>Full Funding for Partially Financed Positions</b> Related costs consist of employee benefits. <i>SG: \$132,647</i> <i>Related Costs: \$39,343</i>	132,647	-	171,990
5. <b>Salary Step and Turnover Effect</b> Related costs consist of employee benefits. <i>SG: (\$64,858)</i> <i>Related Costs: (\$19,237)</i>	(64,858)	-	(84,095)

Program Changes	Direct Cost	Positions	Total Cost
<b>Changes in Salaries, Expense, Equipment, and Special</b>			
<b>Deletion of One-Time Services</b>			
<b>6. Deletion of One-Time Expense Funding</b> Delete one-time expense funding. <i>EX: (\$155,000)</i>	(155,000)	-	(155,000)
<b>7. Deletion of Funding for Resolution Authorities</b> Delete funding for 12 resolution authority positions. One resolution position was added during 2018-19. Resolution authorities are reviewed annually and continued only if sufficient funding is available to maintain the current service level. Related costs consist of employee benefits.  One position is continued as a regular position: Warehouse Support (One position)  Eight positions are continued: Sidewalk Repair Program (Three positions) Industrial Waste Billings Accountant (One position) Proposition O Accounting Support (One position) MICLA Project Accounting (Two positions) Administrative Support for the Board President (One position)  One position approved during 2018-19 is continued: Public Works Trust Fund (One position)  Two vacant positions are not continued: Homelessness Accounting Services (One position) Metro Project Coordinator (One position)  One vacant position is not continued and services will be provided by the Bureau of Street Services: Citywide Tree Coordinator (One position) <i>SG: (\$573,205)</i> <i>Related Costs: (\$276,748)</i>	(573,205)	-	(849,953)

Program Changes	Direct Cost	Positions	Total Cost
<b>Changes in Salaries, Expense, Equipment, and Special</b>			
<b>Continuation of Services</b>			
<b>8. Sidewalk Repair Program</b> Continue funding and resolution authority for three positions consisting of one Management Analyst, one Senior Accountant II, and one Accountant to process all financial transactions related to the Sidewalk Repair Program including incentive rebates. Funding is provided by the Sidewalk Repair Fund. Related costs consist of employee benefits. <i>SG: \$258,760</i> <i>Related Costs: \$121,247</i>	258,760	-	380,007
<b>9. Training and Memberships for Petroleum and Filming</b> Add funding to the Office and Administrative Account for training, professional development, and memberships fees for the Office of Petroleum and Natural Gas Administration and Safety (OPNGAS) and Citywide Filming. This includes membership fees for professional organizations, subscription fees for petroleum, and natural gas and film industry-related publications. <i>EX: \$5,000</i>	5,000	-	5,000
<b>Restoration of Services</b>			
<b>10. Restoration of One-Time Expense Funding</b> Restore funding in the Contractual Services Account that was reduced on a one-time basis in the 2018-19 Adopted Budget. <i>EX: \$25,000</i>	25,000	-	25,000
<b>Efficiencies to Services</b>			
<b>11. Expense Account Reduction</b> Reduce funding in the Contractual Services Account, as a one-time budget reduction, to reflect anticipated expenditures, which include savings achieved due to Departmental efficiencies and expenditure reductions. <i>EX: (\$25,000)</i>	(25,000)	-	(25,000)
<b>12. One-Time Salary Reduction</b> Reduce funding in the Salaries General Account, as a one-time budget reduction, to reflect savings generated by positions filled in-lieu, maintaining vacancies, and anticipated attrition. Related costs consist of employee benefits. <i>SG: (\$116,407)</i> <i>Related Costs: (\$36,272)</i>	(116,407)	-	(152,679)
<b>TOTAL CHANGES APPLICABLE TO VARIOUS PROGRAMS</b>	<b>36,409</b>	<b>-</b>	

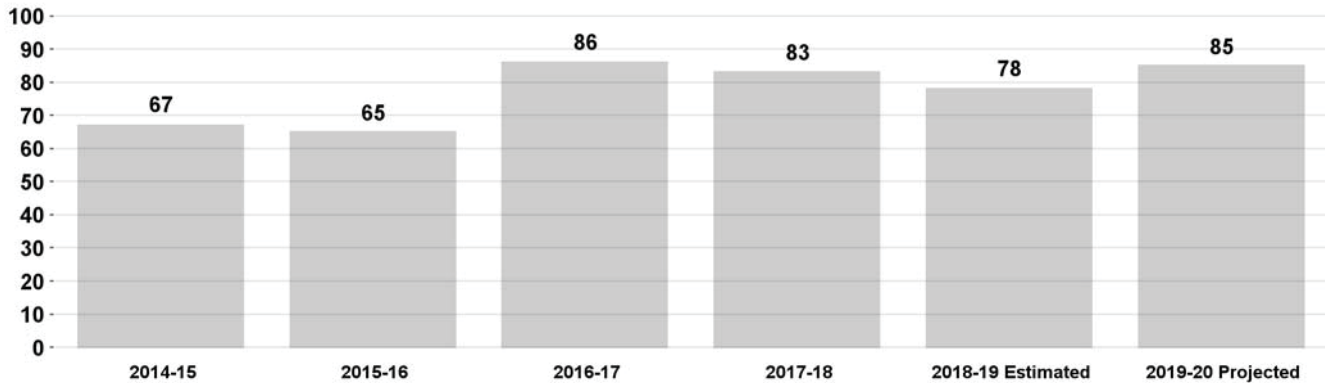


**Office of Community Beautification**

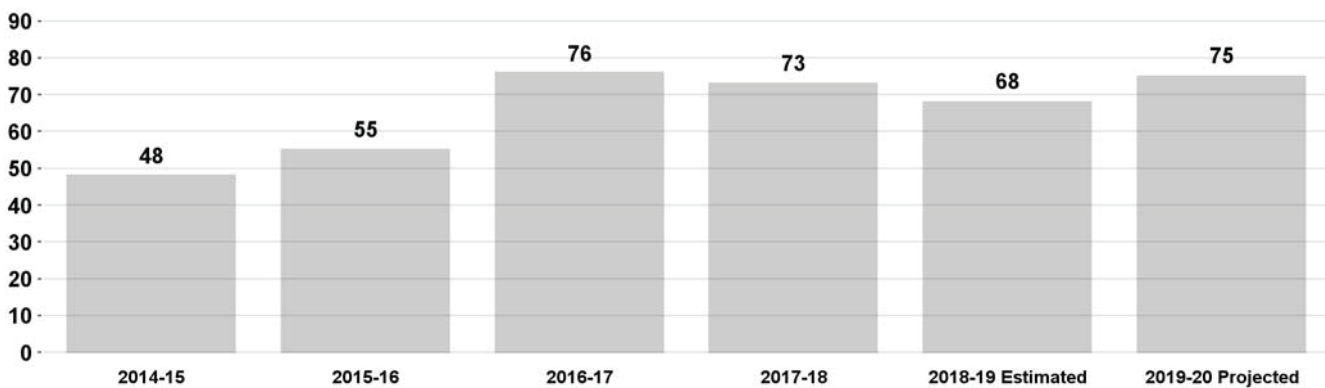
Priority Outcome: Create a more livable and sustainable city

This program beautifies the City through graffiti removal, litter cleanup and weed removal; greenery planting; community beautification clean-up events; and other programs including adopt-a-median, adopt-a-basket, and the paint bank. This program empowers communities with resources and partnership opportunities to beautify their neighborhoods.

**Percent of Graffiti Removal Requests Completed in 48 Hours**



**Percent of Graffiti Removal Requests Completed in 24 Hours**



**Program Changes**

**Direct Cost    Positions    Total Cost**

**Changes in Salaries, Expense, Equipment, and Special**

<b>Apportionment of Changes Applicable to Various Programs</b>	141,164	-	183,568
Related costs consist of employee benefits.			
SG: \$141,164			
Related Costs: \$42,404			

**Continuation of Services**

<b>13. Graffiti Removal Prevailing Wage Allocation</b>	1,796,995	-	1,796,995
Increase funding to the Contractual Services Account for graffiti abatement services to adhere to State of California mandated Prevailing Wage regulations. This will continue equivalent levels of service.			
EX: \$1,796,995			

## Office of Community Beautification

Program Changes	Direct Cost	Positions	Total Cost
<b>Changes in Salaries, Expense, Equipment, and Special</b>			
<b>Increased Services</b>			
14. <b>Warehouse Support</b>	50,991	1	80,419
Add funding and regular authority for one Warehouse and Toolroom Worker to provide warehouse support focused on improving customer service levels, preventing delays in constituents service, and expanding community cleanup efforts. Related costs consist of employee benefits. SG: \$50,991 Related Costs: \$29,428			
<b>Other Changes or Adjustments</b>			
15. <b>Position Reallocation</b>	-	-	-
Reallocate one Management Analyst to one Senior Management Analyst I to act as Assistant Director of the Office of Community Beautification. Reallocation of the position is subject to approval by the Board of Civil Service Commissioners. The incremental salary cost will be absorbed by the Department.			
<b>TOTAL Office of Community Beautification</b>	<b>1,989,150</b>	<b>1</b>	
2018-19 Program Budget	12,350,451	8	
Changes in Salaries, Expense, Equipment, and Special	1,989,150	1	
<b>2019-20 PROGRAM BUDGET</b>	<b>14,339,601</b>	<b>9</b>	

### Project Restore

---

Priority Outcome: Create a more livable and sustainable city

This program oversees the restoration and preservation of historic City-owned facilities and other special projects, as well as day-to-day operations, including design, project management, contract administration, fundraising, grant writing, budget, procurement, and accounting.

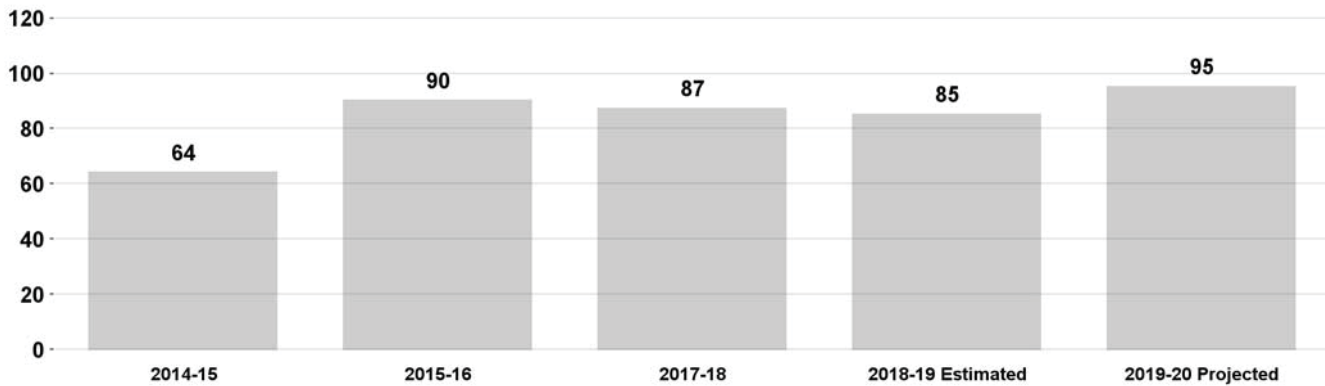
Program Changes	Direct Cost	Positions	Total Cost
<b>Changes in Salaries, Expense, Equipment, and Special</b>			
<b>Apportionment of Changes Applicable to Various Programs</b>	9,043	-	11,827
Related costs consist of employee benefits.			
<i>SG: \$9,043</i>			
<i>Related Costs: \$2,784</i>			
<b>TOTAL Project Restore</b>	<b>9,043</b>	<b>-</b>	
2018-19 Program Budget	136,464	1	
Changes in Salaries, Expense, Equipment, and Special	9,043	-	
<b>2019-20 PROGRAM BUDGET</b>	<b>145,507</b>	<b>1</b>	

**Public Works Accounting**

Priority Outcome: Create a more livable and sustainable city

This program provides day-to-day accounting and financial services for the Department of Public Works, including capital programming and budgeting, fee and cost recovery, general and cost accounting, and special funds and projects accounting.

**Percentage of All Payments Processed within 30 Days**



Program Changes	Direct Cost	Positions	Total Cost
<b>Changes in Salaries, Expense, Equipment, and Special</b>			
<b>Apportionment of Changes Applicable to Various Programs</b>	(45,020)	-	(96,862)
Related costs consist of employee benefits.			
SG: (\$45,020)			
Related Costs: (\$51,842)			
<b>Continuation of Services</b>			
<b>16. Industrial Waste Billings Accountant</b>	65,914	-	99,992
Continue funding and resolution authority for one Accountant within the Sewer Construction and Maintenance Division, Industrial Waste Billings Section. Funding is provided by the Sewer Construction and Maintenance Fund. Related costs consist of employee benefits.			
SG: \$65,914			
Related Costs: \$34,078			
<b>17. Proposition O Accounting Support</b>	94,725	-	137,780
Continue funding and resolution authority for one Senior Accountant II for the Proposition O General Obligation Bond Program. Related costs consist of employee benefits.			
SG: \$94,725			
Related Costs: \$43,055			
<b>18. MICLA Projects Accounting Support</b>	172,875	-	253,821
Add funding and continue resolution authority for two positions consisting of one Senior Accountant II and one Senior Accountant I to provide required accounting and financial support services for Municipal Improvement Corporation of Los Angeles (MICLA) projects previously funded by Proposition F and Proposition Q.			
SG: \$172,875			
Related Costs: \$80,946			

## Public Works Accounting

Program Changes	Direct Cost	Positions	Total Cost
<b>Changes in Salaries, Expense, Equipment, and Special</b>			
<b>Increased Services</b>			
19. <b>Accounting Support for SB 1</b> Add nine-months funding and resolution authority for one Accountant to provide ongoing accounting and financial support services to the Road Maintenance and Rehabilitation (SB 1) Program. Funding is provided by the SB 1 Special Fund. Related costs consist of employee benefits. <i>SG: \$49,435</i> <i>Related Costs: \$28,943</i>	49,435	-	78,378
20. <b>Sewer Construction and Maintenance Accounts Payable</b> Add nine-months funding and resolution authority for two positions consisting of one Accounting Clerk and one Accountant to manage the accounts payable transactions related to the increases in the emergency sewer repairs construction, construction, and associated consultant contracts. Funding is provided by the Sewer Construction and Maintenance Fund. Related costs consist of employee benefits. <i>SG: \$102,074</i> <i>Related Costs: \$58,884</i>	102,074	-	160,958
<b>Other Changes or Adjustments</b>			
21. <b>Public Works Trust Fund Position Pay Grade Adjustment</b> Upgrade one Senior Accountant I position to Senior Accountant II. This position administers the Public Works Trust Fund and processes transfers of revenue from B and U Permits issued by the Department of Public Works. The incremental salary cost will be absorbed by the Department.	-	-	-
<b>TOTAL Public Works Accounting</b>	<b>440,003</b>	<b>-</b>	
2018-19 Program Budget	5,127,722	59	
Changes in Salaries, Expense, Equipment, and Special	440,003	-	
<b>2019-20 PROGRAM BUDGET</b>	<b>5,567,725</b>	<b>59</b>	

### Public Works Financial Systems

---

Priority Outcome: Create a more livable and sustainable city

This program creates and maintains financial systems to efficiently manage financial processes within the Department of Public Works.

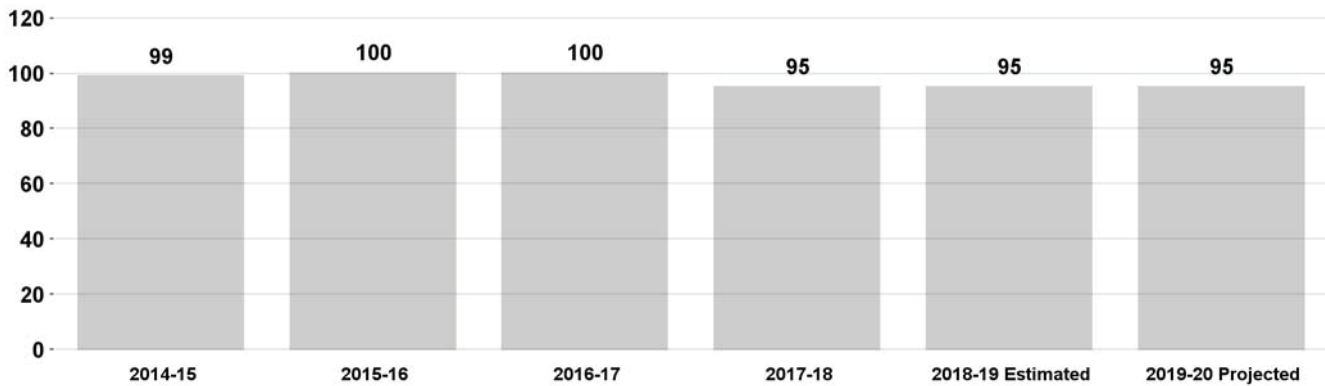
Program Changes	Direct Cost	Positions	Total Cost
<b>Changes in Salaries, Expense, Equipment, and Special</b>			
<b>Apportionment of Changes Applicable to Various Programs</b>	34,855	-	45,730
Related costs consist of employee benefits.			
SG: \$34,855			
Related Costs: \$10,875			
<b>TOTAL Public Works Financial Systems</b>	<b>34,855</b>	-	
2018-19 Program Budget	634,584	5	
Changes in Salaries, Expense, Equipment, and Special	34,855	-	
<b>2019-20 PROGRAM BUDGET</b>	<b>669,439</b>	<b>5</b>	

**Public Works Board and Board Secretariat**

Priority Outcome: Create a more livable and sustainable city

This program provides overall management, direction, administrative control, and transparency of process to the public for the Department of Public Works. This program also oversees the bid and award process of construction contracts.

**Percent of Board Meeting Journals Posted within 24 Hours**



Program Changes	Direct Cost	Positions	Total Cost
<b>Changes in Salaries, Expense, Equipment, and Special</b>			
<b>Apportionment of Changes Applicable to Various Programs</b>	(146,531)	-	(164,895)
Related costs consist of employee benefits.			
<i>SG: \$5,969 EX: (\$152,500)</i>			
<i>Related Costs: (\$18,364)</i>			
<b>Continuation of Services</b>			
<b>22. Administrative Support for the Board President</b>	81,052	-	119,847
Continue funding and resolution authority for one Project Coordinator to provide administrative support for the Board President and assist with special projects related to film and television. Partial funding is provided by the Sewer Construction and Maintenance Fund (\$30,962). Related costs consist of employee benefits.			
<i>SG: \$81,052</i>			
<i>Related Costs: \$38,795</i>			
<b>23. Public Works Trust Fund</b>	98,435	-	142,646
Add funding and continue resolution authority for one Senior Management Analyst I to provide financial management and administrative support of the Public Works Trust Fund and other funds within the oversight of the Department. This position was added during 2018-19 (C.F. 18-0394). Partial funding is provided by the Sewer Construction and Maintenance Fund (\$9,820) and the Street Lighting Maintenance Assessment Fund (\$5,146). Related costs consist of employee benefits.			
<i>SG: \$98,435</i>			
<i>Related Costs: \$44,211</i>			

## Public Works Board and Board Secretariat

Program Changes	Direct Cost	Positions	Total Cost
<b>Changes in Salaries, Expense, Equipment, and Special</b>			
<b>New Services</b>			
<b>24. Department Wide Risk Manager</b> Add nine-months funding and regular authority for one Board of Public Works Risk Manager to serve as the Department-wide risk manager. Partial funding is provided by the Sewer Construction and Maintenance Fund (\$57,397). Related costs consist of employee benefits. <i>SG: \$114,794</i> <i>Related Costs: \$49,310</i>	114,794	1	164,104
<b>25. Mobile Pit Stop Program</b> Add resolution authority without funding for one Senior Management Analyst I for program management and oversight of the Mobile Pit Stop Program and Mobile Showers expansion, which increases availability of public bathrooms and showers for the homeless. This position will also oversee the Skid Row Cleaning Program. Funding will be provided by the Homeless Emergency Aid Program (HEAP) as an interim appropriation.	-	-	-
<b>TOTAL Public Works Board and Board Secretariat</b>	<b>147,750</b>	<b>1</b>	
2018-19 Program Budget	2,422,891	18	
Changes in Salaries, Expense, Equipment, and Special	147,750	1	
<b>2019-20 PROGRAM BUDGET</b>	<b>2,570,641</b>	<b>19</b>	



---

**Petroleum and Natural Gas Administration and Safety**


---

Priority Outcome: Ensure our communities are the safest in the nation.

This program provides for the administration of pipeline and electric utility franchises, and fulfills the role of petroleum administrator for the City.

Program Changes	Direct Cost	Positions	Total Cost
<b>Changes in Salaries, Expense, Equipment, and Special</b>			
<b>Apportionment of Changes Applicable to Various Programs</b>	42,898	-	55,556
Related costs consist of employee benefits.			
<i>SG: \$40,398 EX: \$2,500</i>			
<i>Related Costs: \$12,658</i>			
<b>TOTAL Petroleum and Natural Gas Administration and Safety</b>	<b>42,898</b>	<b>-</b>	
2018-19 Program Budget	676,218	6	
Changes in Salaries, Expense, Equipment, and Special	42,898	-	
<b>2019-20 PROGRAM BUDGET</b>	<b>719,116</b>	<b>6</b>	

**BOARD OF PUBLIC WORKS  
DETAIL OF CONTRACTUAL SERVICES ACCOUNT**

2017-18 Actual Expenditures	2018-19 Adopted Budget	2018-19 Estimated Expenditures	Program/Code/Description	2019-20 Contract Amount
<b>Community Beautification - BC7401</b>				
\$ 18,698	\$ 18,698	\$ 19,000	1. Graphics Production for Office of Community Beautification.....	\$ 18,698
9,462,104	9,726,539	9,982,000	2. Graffiti abatement services.....	11,523,534
1,813,583	751,000	1,751,000	3. Clean and Green.....	751,000
1,567,942	-	452,000	4. Supplemental clean-up services.....	-
195,000	180,000	180,000	5. LA River Corps.....	180,000
783,649	900,000	900,000	6. Clean Streets Initiative .....	900,000
204,845	-	345,000	7. Tree Planting.....	-
<u>\$ 14,045,821</u>	<u>\$ 11,576,237</u>	<u>\$ 13,629,000</u>	<b>Community Beautification Total</b>	<u>\$ 13,373,232</u>
<b>Public Works Accounting - FG7403</b>				
\$ 43,261	\$ 27,133	\$ 60,000	8. Operating expenses: copiers, cell phones, machine maintenance, storage..	\$ 27,133
<u>\$ 43,261</u>	<u>\$ 27,133</u>	<u>\$ 60,000</u>	<b>Public Works Accounting Total</b>	<u>\$ 27,133</u>
<b>Public Works Board and Board Secretariat - FG7405</b>				
\$ 22,299	\$ 17,501	\$ 25,000	9. Operating expenses: copiers, cell phones, machine maintenance, security..	\$ 17,501
-	100,000	-	10. Administrative support for Public Works Trust Fund.....	-
140,000	-	-	11. Public Works Trust Fund nexus study.....	-
237,668	-	2,750,000	12. Mobile Pit-Stop Program.....	-
19,800	-	-	13. Tree Replacement In-Lieu Fee Study.....	-
<u>\$ 419,767</u>	<u>\$ 117,501</u>	<u>\$ 2,775,000</u>	<b>Public Works Board and Board Secretariat Total</b>	<u>\$ 17,501</u>
<b>Public Works Petroleum Administration - FG7449</b>				
\$ -	\$ -	\$ 315,000	14. Franchise Valuation.....	\$ -
-	-	60,000	15. Health Studies.....	-
-	-	50,000	16. Petroleum Revenue Enhancements.....	-
-	-	50,000	17. Oil Well and Inspection Fee Study.....	-
<u>\$ -</u>	<u>\$ -</u>	<u>\$ 475,000</u>	<b>Public Works Petroleum Administration Total</b>	<u>\$ -</u>
<u>\$ 14,508,849</u>	<u>\$ 11,720,871</u>	<u>\$ 16,939,000</u>	<b>TOTAL CONTRACTUAL SERVICES ACCOUNT</b>	<u>\$ 13,417,866</u>

## Board of Public Works

Position Counts					
2018-19	Change	2019-20	Code	Title	2019-20 Salary Range and Annual Salary
<u>GENERAL</u>					
<u>Regular Positions</u>					
5	-	5	0114	Member Board of Public Works	5252(9) (109,661 - 160,337)
2	-	2	1117-2	Executive Administrative Assistant II	2827 (59,027 - 88,698)
1	-	1	1170-1	Payroll Supervisor I	3045 (63,579 - 92,957)
2	-	2	1201	Principal Clerk	2650 (55,332 - 80,930)
4	-	4	1223	Accounting Clerk	2284 (47,689 - 71,618)
2	-	2	1358	Administrative Clerk	1752 (36,581 - 54,935)
7	-	7	1368	Senior Administrative Clerk	2162 (45,142 - 67,818)
1	-	1	1431-4	Programmer/Analyst IV	3822 (79,803 - 119,913)
28	-	28	1513	Accountant	2635 (55,018 - 80,471)
4	(1)	3	1523-1	Senior Accountant I	3061 (63,913 - 93,438)
12	1	13	1523-2	Senior Accountant II	3315 (69,217 - 101,205)
3	-	3	1525-2	Principal Accountant II	4020 (83,937 - 122,732)
2	-	2	1537	Project Coordinator	3147 (65,709 - 96,048)
2	-	2	1555-1	Fiscal Systems Specialist I	4209 (87,883 - 128,516)
1	-	1	1593-2	Departmental Chief Accountant II	4520 (94,377 - 141,796)
1	-	1	1593-4	Departmental Chief Accountant IV	5736 (119,767 - 179,943)
2	-	2	1597-2	Senior Systems Analyst II	4917 (102,666 - 150,127)
1	-	1	1681-3	Utility Rates and Policy Specialist III	5998 (125,238 - 183,096)
1	-	1	1789	Motion Picture and Television Manager	5881 (122,795 - 179,505)
-	1	1	1832-1	Warehouse and Toolroom Worker I	1849 (38,607 - 57,983)
1	-	1	1835-2	Storekeeper II	2162 (45,142 - 67,818)
1	-	1	4292	Environmental Compliance Inspector	3140 (65,563 - 95,860)
1	-	1	7320	Environmental Affairs Officer	4739 (98,950 - 148,665)
1	-	1	7874	Senior Environmental Engineer	4915 (102,625 - 154,115)
3	1	4	9171-1	Senior Management Analyst I	3969 (82,872 - 121,145)
3	-	3	9171-2	Senior Management Analyst II	4917 (102,666 - 150,127)
1	-	1	9182	Chief Management Analyst	5736 (119,767 - 179,943)
5	(1)	4	9184	Management Analyst	3360 (70,156 - 102,562)
-	1	1	9998-5	Board of Public Works Risk Manager	TBD
97	2	99			

AS NEEDED

To be Employed As Needed in Such Numbers as Required

1502	Student Professional Worker	1350(9)	(28,188 - 41,217)
------	-----------------------------	---------	-------------------

## Board of Public Works

---

Position Counts

2018-19	Change	2019-20	Code	Title	2019-20 Salary Range and Annual Salary
---------	--------	---------	------	-------	--

AS NEEDED

To be Employed As Needed in Such Numbers as Required

		1535-2	Administrative Intern II	1654(12)	(34,535 - 50,508)
--	--	--------	--------------------------	----------	-------------------

Regular Positions

**Total**

99

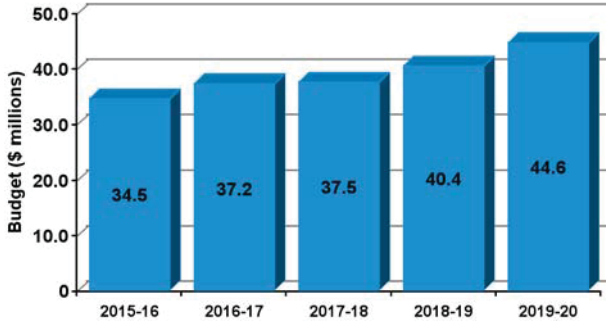
**THIS PAGE INTENTIONALLY LEFT BLANK**

# BUREAU OF CONTRACT ADMINISTRATION

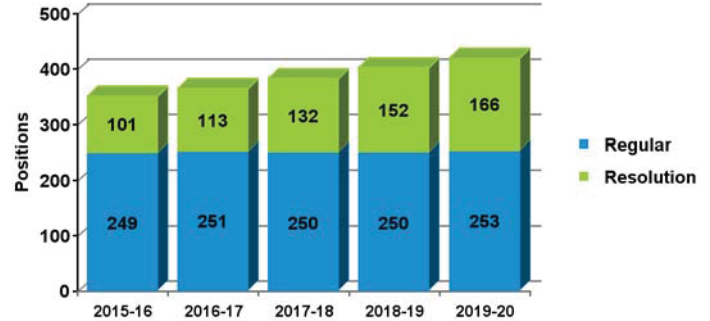
## 2019-20 Proposed Budget

### FIVE YEAR HISTORY OF BUDGET AND POSITION AUTHORITIES

**FIVE YEAR BUDGET HISTORY**



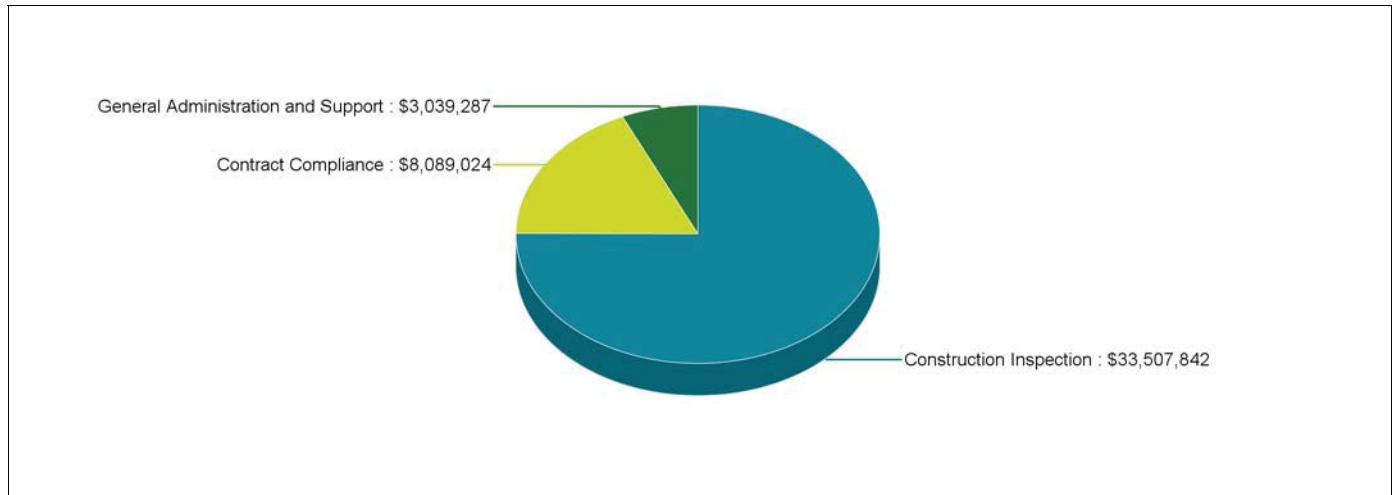
**FIVE YEAR POSITION AUTHORITY HISTORY**



### SUMMARY OF 2019-20 PROPOSED BUDGET CHANGES

	Total Budget			General Fund			Special Fund				
		Regular	Resolution		Regular	Resolution		Regular	Resolution		
<b>2018-19 Adopted</b>	\$40,432,621	250	152	\$24,286,843	60.1%	162	73	\$16,145,778	39.9%	88	79
<b>2019-20 Proposed</b>	\$44,636,153	253	166	\$27,040,830	60.6%	167	87	\$17,595,323	39.4%	86	79
<b>Change from Prior Year</b>	<b>\$4,203,532</b>	<b>3</b>	<b>14</b>	<b>\$2,753,987</b>		<b>5</b>	<b>14</b>	<b>\$1,449,545</b>		<b>(2)</b>	<b>-</b>

### 2019-20 FUNDING DISTRIBUTION BY PROGRAM



### MAIN BUDGET ITEMS

	Funding	Positions
* Metro Annual Work Program	\$2,526,071	-
* Complete Streets Program Support	\$1,490,107	-
* Sidewalk Repair Program	\$1,373,738	-
* Special Permit Inspection Program	\$566,647	5
* Enhanced Wastewater Construction Inspection	\$358,443	-
* Office of Wage Standards Support	\$3,041,200	-

Bureau of Contract Administration

**Recapitulation of Changes**

	Adopted Budget 2018-19	Total Budget Changes	Total Budget 2019-20
<b>EXPENDITURES AND APPROPRIATIONS</b>			
<b>Salaries</b>			
Salaries General	35,781,867	3,199,173	38,981,040
Overtime General	1,136,112	394,500	1,530,612
Hiring Hall Salaries	586,800	-	586,800
Benefits Hiring Hall	357,258	-	357,258
Overtime Hiring Hall	24,950	-	24,950
<b>Total Salaries</b>	<b>37,886,987</b>	<b>3,593,673</b>	<b>41,480,660</b>
<b>Expense</b>			
Printing and Binding	42,346	120,268	162,614
Contractual Services	642,741	110,400	753,141
Transportation	1,278,499	260,204	1,538,703
Office and Administrative	451,980	114,698	566,678
Operating Supplies	130,068	4,289	134,357
<b>Total Expense</b>	<b>2,545,634</b>	<b>609,859</b>	<b>3,155,493</b>
<b>Total Bureau of Contract Administration</b>	<b>40,432,621</b>	<b>4,203,532</b>	<b>44,636,153</b>
	Adopted Budget 2018-19	Total Budget Changes	Total Budget 2019-20
<b>SOURCES OF FUNDS</b>			
General Fund	24,286,843	2,753,987	27,040,830
Special Gas Tax Improvement Fund (Sch. 5)	432,010	10,263	442,273
Stormwater Pollution Abatement Fund (Sch. 7)	331,764	949	332,713
Sewer Capital Fund (Sch. 14)	8,822,177	785,714	9,607,891
Street Lighting Maintenance Assessment Fund (Sch. 19)	161,722	(28)	161,694
Proposition A Local Transit Assistance Fund (Sch. 26)	339,941	(224,356)	115,585
Proposition C Anti-Gridlock Transit Fund (Sch. 27)	3,798,020	(152,836)	3,645,184
Sidewalk Repair Fund (Sch. 51)	1,458,358	(884,620)	573,738
Measure M Local Return Fund (Sch. 52)	801,786	1,914,459	2,716,245
<b>Total Funds</b>	<b>40,432,621</b>	<b>4,203,532</b>	<b>44,636,153</b>
Percentage Change			10.40%
Positions	250	3	253

### Changes Applicable to Various Programs

The following changes involve two or more budgetary programs. These changes are explained below and apportioned as single entries in the affected programs. Single-program changes are shown only in the programs involved.

Program Changes	Direct Cost	Positions	Total Cost
<b>Changes in Salaries, Expense, Equipment, and Special</b>			
<b>Obligatory Changes</b>			
<b>1. 2018-19 Employee Compensation Adjustment</b> Related costs consist of employee benefits. <i>SG: \$756,121</i> <i>Related Costs: \$230,583</i>	756,121	-	986,704
<b>2. 2019-20 Employee Compensation Adjustment</b> Related costs consist of employee benefits. <i>SG: \$34,329</i> <i>Related Costs: \$10,697</i>	34,329	-	45,026
<b>3. Change in Number of Working Days</b> Increase funding to reflect two additional working days. Related costs consist of employee benefits. <i>SG: \$201,512</i> <i>Related Costs: \$52,448</i>	201,512	-	253,960
<b>4. Full Funding for Partially Financed Positions</b> Related costs consist of employee benefits. <i>SG: \$1,187,628</i> <i>Related Costs: \$352,250</i>	1,187,628	-	1,539,878
<b>5. Salary Step and Turnover Effect</b> Related costs consist of employee benefits. <i>SG: (\$94,859)</i> <i>Related Costs: (\$31,351)</i>	(94,859)	-	(126,210)



Program Changes	Direct Cost	Positions	Total Cost
<b>Changes in Salaries, Expense, Equipment, and Special</b>			
<b>Deletion of One-Time Services</b>			
<b>6. Deletion of One-Time Expense Funding</b> Delete one-time Overtime and expense funding. <i>SOT: (\$659,500) EX: (\$1,110,318)</i>	(1,769,818)	-	(1,769,818)
<b>7. Deletion of Funding for Resolution Authorities</b> Delete funding for 152 resolution authority positions. Resolution authorities are reviewed annually and continued only if sufficient funding is available to maintain the current service level. Related costs consist of employee benefits.  Five positions are continued as regular positions: Special Permit Inspection Program (Five positions)  140 positions are continued: Metro Annual Work Program (22 positions) Complete Streets Program Support (13 positions) Services to the Harbor Department (Three positions) Services to the Department of Water and Power (Nine positions) Services to the Los Angeles World Airports (21 positions) Sidewalk Repair Program (12 positions) Transportation Grant Annual Work Program (11 positions) Bridge Improvement Program (Two positions) Wastewater Construction Inspection (15 positions) Utility Permit Warranty Program (Two positions) Office of Wage Standards Support (28 positions) Clear Contracting Support (One position) Business Intelligence and Analytics Support (One position)  Seven vacant positions are not continued: Metro Annual Work Program (One position) Services to the Los Angeles World Airports (One position) Sidewalk Repair Program (One position) Transportation Grant Annual Work Program (One position) Vision Zero (Two positions) Office of Wage Standards (One position) <i>SG: (\$12,314,309)</i> <i>Related Costs: (\$5,637,712)</i>	(12,314,309)	-	(17,952,021)

Program Changes	Direct Cost	Positions	Total Cost
<b>Changes in Salaries, Expense, Equipment, and Special</b>			
<b>Continuation of Services</b>			
<b>8. Metro Annual Work Program</b> Continue funding and resolution authority for 11 positions consisting of five Senior Construction Inspectors and six Construction Inspectors. Add funding and continue resolution authority for 11 positions consisting of two Senior Construction Inspectors, eight Construction Inspectors, and one Management Analyst. These positions support the design and construction of various rail, bus, street, and capital projects authorized as part of the Los Angeles Metropolitan Transit Authority (Metro) Annual Work Program. Add one-time funding in the Overtime General (\$170,000), Printing and Binding (\$4,704), Contractual Services (\$11,000), Transportation (\$105,000), Office and Administrative (\$31,685), and Operating Supplies (\$7,686) accounts. One Construction Inspector is not continued. Front funding for the positions will be provided by the Measure M Local Return Fund (\$1,226,138) and the Proposition C Anti-Gridlock Transit Improvement Fund (\$1,299,933) and will be fully reimbursed by Metro. See related items in the Bureaus of Engineering, Street Lighting, and Street Services, and the Department of Transportation. Related costs consist of employee benefits. <i>SG: \$2,195,996 SOT: \$170,000 EX: \$160,075</i> <i>Related Costs: \$982,131</i>	2,526,071	-	3,508,202
<b>9. Complete Streets Program Support</b> Continue funding and resolution authority for 13 positions consisting of one Principal Construction Inspector, three Senior Construction Inspectors, eight Construction Inspectors, and one Management Analyst to provide inspection and contract compliance support for Complete Streets projects. Add one-time funding in the Overtime General (\$93,000), Printing and Binding (\$3,188), Contractual Services (\$6,000), Transportation (\$59,815), Office and Administrative (\$17,583), and Operating Supplies (\$4,026) accounts. Funding is provided by the Measure M Local Return Fund. See related Department of General Services, Bureaus of Engineering and Street Services, and Department of Transportation items. Related costs consist of employee benefits. <i>SG: \$1,306,495 SOT: \$93,000 EX: \$90,612</i> <i>Related Costs: \$583,111</i>	1,490,107	-	2,073,218

Program Changes	Direct Cost	Positions	Total Cost
<b>Changes in Salaries, Expense, Equipment, and Special</b>			
<b>Continuation of Services</b>			
<b>10. Services to the Harbor Department</b> Continue funding and resolution authority for three Management Analysts to provide inspection and contract compliance services on major projects at the Harbor Department. Continue one-time funding in the Overtime General (\$6,000), Printing and Binding (\$1,500), and Transportation (\$2,445) accounts. All costs will be fully reimbursed by the Harbor Department. Related costs consist of employee benefits. <i>SG: \$256,283 SOT: \$6,000 EX: \$3,945</i> <i>Related Costs: \$120,475</i>	266,228	-	386,703
<b>11. Services to the Department of Water and Power (DWP)</b> Continue funding and resolution authority for nine positions consisting of one Senior Construction Inspector, two Construction Inspectors, and six Management Analysts to provide inspection and contract compliance services on major DWP construction projects. Add one-time funding in the Overtime General (\$36,000), Printing and Binding (\$3,672), Contractual Services (\$1,500), Transportation (\$19,890), Office and Administrative (\$4,410), and Operating Supplies (\$1,098) accounts. All costs will be fully reimbursed by DWP. Related costs consist of employee benefits. <i>SG: \$813,491 SOT: \$36,000 EX: \$30,570</i> <i>Related Costs: \$375,335</i>	880,061	-	1,255,396
<b>12. Services to the Los Angeles World Airports (LAWA)</b> Continue funding and resolution authority for 21 positions consisting of two Senior Electrical Inspectors, four Senior Construction Inspectors, five Construction Inspectors, eight Management Analysts, one Senior Administrative Clerk, and one Compliance Program Manager I to provide inspection and contract compliance services on major LAWA construction projects. Add one-time funding in the Overtime General (\$110,000), Printing and Binding (\$2,596), Contractual Services (\$5,500), Transportation (\$57,200), Office and Administrative (\$16,558), and Operating Supplies (\$4,026) accounts. One Senior Administrative Clerk is not continued. All costs will be fully reimbursed by the Department of Airports. Related costs consist of employee benefits. <i>SG: \$1,998,804 SOT: \$110,000 EX: \$85,880</i> <i>Related Costs: \$907,146</i>	2,194,684	-	3,101,830

Program Changes	Direct Cost	Positions	Total Cost
<b>Changes in Salaries, Expense, Equipment, and Special</b>			
<b>Continuation of Services</b>			
<b>13. Sidewalk Repair Program</b> Continue funding and resolution authority for 12 positions consisting of four Senior Construction Inspectors, seven Construction Inspectors, and one Management Analyst to provide inspection services for the Sidewalk Repair Program. Add one-time funding in the Overtime General (\$90,000), Printing and Binding (\$2,964), Contractual Services (\$5,500), Transportation (\$55,815), Office and Administrative (\$16,170), and Operating Supplies (\$4,026) accounts. One Construction Inspector is not continued. Funding is provided by the Sidewalk Repair Fund. Related costs consist of employee benefits. <i>SG: \$1,199,263 SOT: \$90,000 EX: \$84,475</i> <i>Related Costs: \$536,158</i>	1,373,738	-	1,909,896
<b>Increased Services</b>			
<b>14. Enhanced Services to the Harbor Department</b> Add nine-months funding and resolution authority for eight positions consisting of three Senior Construction Inspectors and five Construction Inspectors to provide increased inspection and contract compliance services on major Harbor Department projects. Add one-time funding in the Overtime General (\$48,000), Printing and Binding (\$1,792), Contractual Services (\$4,000), Transportation (\$30,000), Office and Administrative (\$34,736), and Operating Supplies (\$6,032) accounts. All costs will be fully reimbursed by the Harbor Department. Related costs consist of employee benefits. <i>SG: \$606,606 SOT: \$48,000 EX: \$76,560</i> <i>Related Costs: \$297,330</i>	731,166	-	1,028,496
<b>15. Enhanced Services to the Los Angeles World Airports</b> Add nine-months funding and resolution authority for 11 positions consisting of one Senior Construction Inspector, eight Construction Inspectors, one Senior Electrical Inspector, and one Senior Management Analyst I to provide additional inspection and contract compliance services on major LAWA construction projects. Add one-time funding in the Overtime General (\$63,750), Printing and Binding (\$7,608), Contractual Services (\$5,000), Transportation (\$53,177), Office and Administrative (\$43,420), and Operating Supplies (\$7,540) accounts. All costs will be fully reimbursed by the Department of Airports. Related costs consist of employee benefits. <i>SG: \$815,344 SOT: \$63,750 EX: \$116,745</i> <i>Related Costs: \$402,991</i>	995,839	-	1,398,830

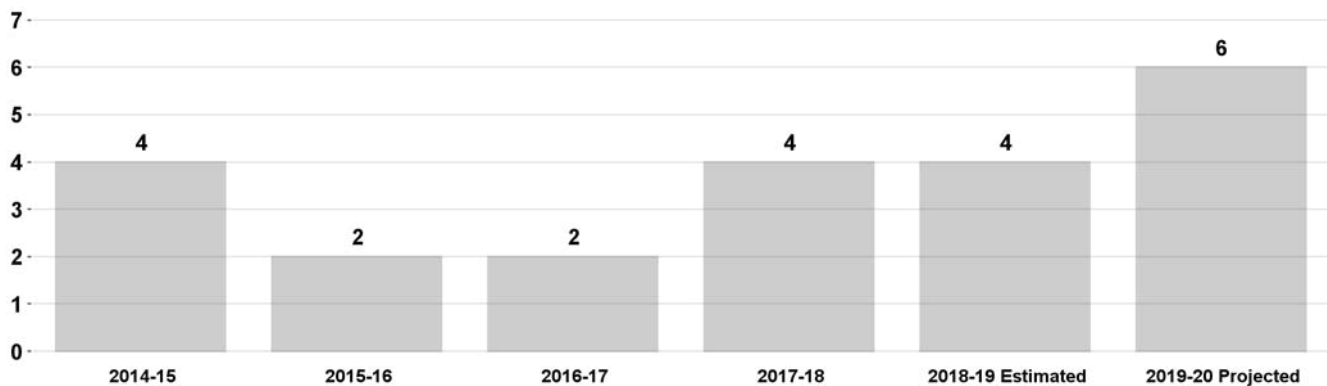
Program Changes		Bureau of Contract Administration		
		Direct Cost	Positions	Total Cost
<b>Changes in Salaries, Expense, Equipment, and Special</b>				
<b>Restoration of Services</b>				
16. <b>Restoration of One-Time Expense Funding</b> Restore funding in the Overtime General, Contractual Services, and Transportation accounts that were reduced on a one-time basis in the 2018-19 Adopted Budget. <i>SOT: \$80,000 EX: \$57,000</i>	137,000	-	137,000	
<b>Efficiencies to Services</b>				
17. <b>One-Time Salary Reduction</b> Reduce funding in the Salaries General Account, as a one-time budget reduction, to reflect savings generated by positions filled in-lieu, maintaining vacancies, and anticipated attrition. Partial funding is reduced from the Sidewalk Repair Fund (\$800,000). Related costs consist of employee benefits. <i>SG: (\$2,300,000)</i> <i>Related Costs: (\$934,800)</i>	(2,300,000)	-	(3,234,800)	
<b>TOTAL CHANGES APPLICABLE TO VARIOUS PROGRAMS</b>	<u><b>(3,704,502)</b></u>		<u><b>-</b></u>	

**Construction Inspection**

Priority Outcome: Create a more livable and sustainable city

This program administers contracts and permits for construction of public works projects such as streets, bridges, sewers, storm drains, street lights, traffic signals, wastewater treatment facilities, and public buildings through inspection at sites and in plants engaged in manufacturing related construction materials. The activities include approving and processing payment for work acceptably completed; recommending acceptance of completed public improvement projects; approving subcontractors; and maintaining the legal record of construction. The program also provides inspection for recreation and parks projects and airport, port, utilities, and wastewater treatment facilities, and the installation of erosion control devices whenever grading operations create a hazard to dedicated and future streets within the City. It also provides inspection for private development work encroaching in the public right-of-way.

**Number of Days for Final Retention Requests to be Processed**



Program Changes	Direct Cost	Positions	Total Cost
<b>Changes in Salaries, Expense, Equipment, and Special</b>			
<b>Apportionment of Changes Applicable to Various Programs</b>	(1,035,466)	-	(1,757,563)
Related costs consist of employee benefits.			
<i>SG: (\$1,233,325) SOT: \$89,000 EX: \$108,859</i>			
<i>Related Costs: (\$722,097)</i>			
<b>Continuation of Services</b>			
<b>18. Transportation Grant Annual Work Program</b>	1,299,933	-	1,800,588
Continue funding and resolution authority for 11 positions consisting of five Senior Construction Inspectors and six Construction Inspectors to provide inspection services for the Transportation Grant Annual Work Program. Continue one-time funding in the Overtime General (\$88,000), Printing and Binding (\$2,464), Contractual Services (\$5,500), Transportation (\$55,000), Office and Administrative (\$16,170), and Operating Supplies (\$4,026) accounts. One Senior Construction Inspector is not continued. Funding is provided by the Proposition C Anti-Gridlock Transit Improvement Fund. See related items in the Bureaus of Engineering and Street Lighting. Related costs consist of employee benefits.			
<i>SG: \$1,128,773 SOT: \$88,000 EX: \$83,160</i>			
<i>Related Costs: \$500,655</i>			

### Construction Inspection

Program Changes	Direct Cost	Positions	Total Cost
<b>Changes in Salaries, Expense, Equipment, and Special</b>			
<b>Continuation of Services</b>			
<b>19. Special Permit Inspection Program</b> Continue funding and add regular authority for five positions consisting of one Senior Construction Inspector and four Construction Inspectors to provide inspection and enforcement of special utility inspection permit requirements. Continue funding in the Overtime General (\$40,000), Printing and Binding (\$1,120), Contractual Services (\$2,500), Transportation (\$25,000), Office and Administrative (\$7,350), and Operating Supplies (\$1,830) accounts. Related costs consist of employee benefits. <i>SG: \$488,847 SOT: \$40,000 EX: \$37,800</i> <i>Related Costs: \$220,020</i>	566,647	5	786,667
<b>20. Bridge Improvement Program</b> Continue funding and resolution authority for two positions consisting of one Senior Construction Inspector and one Construction Inspector to provide inspection services for the structural and seismic retrofit of bridges. Continue one-time funding in the Overtime General (\$16,000), Printing and Binding (\$448), Contractual Services (\$1,000), Transportation (\$10,000), Office and Administrative (\$2,940), and Operating Supplies (\$732) accounts. All costs are reimbursed by the Bridge Improvement Program. Related costs consist of employee benefits. <i>SG: \$206,962 SOT: \$16,000 EX: \$15,120</i> <i>Related Costs: \$91,567</i>	238,082	-	329,649
<b>21. Wastewater Construction Inspection</b> Continue funding and resolution authority for 15 positions consisting of five Senior Construction Inspectors, two Senior Electrical Inspectors, and eight Construction Inspectors to provide construction inspection services for projects in the Wastewater Capital Program. Continue one-time funding in the Overtime General (\$120,000), Printing and Binding (\$3,360), Contractual Services (\$7,500), Transportation (\$75,000), Office and Administrative (\$22,050), and Operating Supplies (\$5,490) accounts. Funding is provided by the Sewer Construction and Maintenance Fund. Related costs consist of employee benefits. <i>SG: \$1,540,490 SOT: \$120,000 EX: \$113,400</i> <i>Related Costs: \$683,102</i>	1,773,890	-	2,456,992

## Construction Inspection

Program Changes	Direct Cost	Positions	Total Cost
<b>Changes in Salaries, Expense, Equipment, and Special</b>			
<b>Continuation of Services</b>			
<b>22. Utility Permit Warranty Program</b> Continue funding and resolution authority for two Senior Construction Inspectors to inspect trench work completed within the past year to ensure that the work meets City standards as part of a Utility Permit Warranty Program. Add one-time funding in the Overtime General (\$16,000), Printing and Binding (\$448), Contractual Services (\$1,000), Transportation (\$10,000), Office and Administrative (\$2,940), and Operating Supplies (\$732) accounts. All costs will be reimbursed by Utility Permit fees. See related Bureau of Engineering item. Related costs consist of employee benefits. <i>SG: \$226,001 SOT: \$16,000 EX: \$15,120</i> <i>Related Costs: \$97,500</i>	257,121	-	354,621
<b>Increased Services</b>			
<b>23. Enhanced Wastewater Construction Inspection</b> Add nine-months funding and resolution authority for four positions consisting of one Senior Construction Inspector and three Construction Inspectors to provide increased construction inspection services for projects in the Wastewater Capital Program. Add one-time funding in the Overtime General (\$24,000), Printing and Binding (\$896), Contractual Services (\$2,000), Transportation (\$15,000), Office and Administrative (\$17,368), and Operating Supplies (\$3,016) accounts. Funding is provided by the Sewer Construction and Maintenance Fund. Related costs consist of employee benefits. <i>SG: \$296,163 SOT: \$24,000 EX: \$38,280</i> <i>Related Costs: \$146,441</i>	358,443	-	504,884
<b>24. Hiring Hall Authority</b> Add Hiring Hall employment authority for the Building Operating Engineer classification to address operational needs and support the workload of construction inspection.	-	-	-
<b>Efficiencies to Services</b>			
<b>25. Proposition A Reductions</b> Delete funding and regular authority for one Construction Inspector and one Senior Construction Inspector that support projects funded by the Proposition A Local Transit Assistance Fund. Delete funding in the Overtime General and Transportation accounts. There will be no change to the level of services provided. Funding was provided by the Proposition A Local Transit Assistance Fund. Related costs consist of employee benefits. <i>SG: (\$206,962) SOT: (\$18,500) EX: (\$12,620)</i> <i>Related Costs: (\$91,567)</i>	(238,082)	(2)	(329,649)



**Construction Inspection**

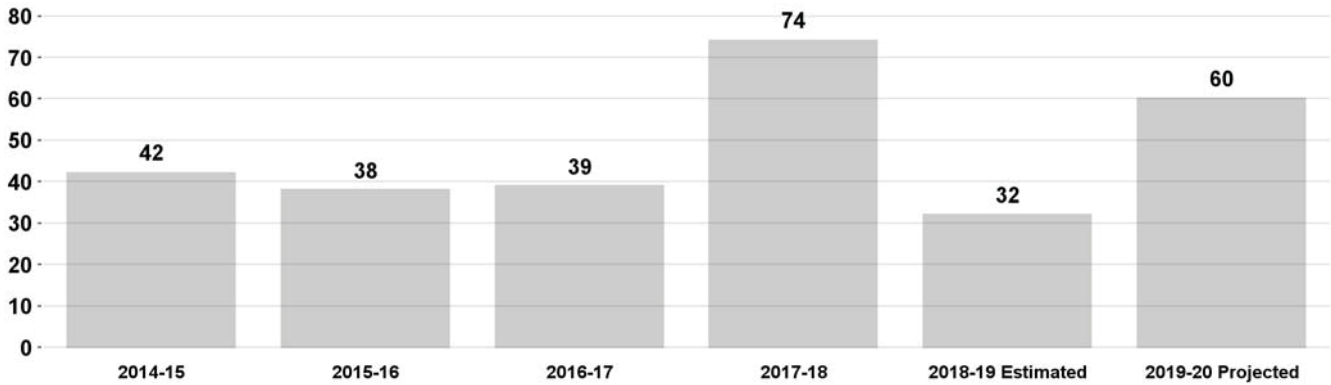
<b>TOTAL Construction Inspection</b>	<b>3,220,568</b>	<b>3</b>
2018-19 Program Budget	30,287,274	197
Changes in Salaries, Expense, Equipment, and Special	3,220,568	3
<b>2019-20 PROGRAM BUDGET</b>	<b>33,507,842</b>	<b>200</b>

**Contract Compliance**

Priority Outcome: Promote good jobs for Angelenos all across Los Angeles

This program ensures that contractors performing under City-awarded contracts comply with City, state and federal requirements relating to affirmative action; equal employment opportunity; prevailing wage; minimum wage; paid sick leave; fair chance initiative for hiring; business inclusion for minority, women, small, emerging, local, disabled veteran, federal disadvantaged, and other business enterprises; project labor agreements (PLAs); and other labor regulations through outreach, monitoring, and enforcement activities. Additionally, this program ensures that businesses in the City of Los Angeles comply with the City's minimum wage, fair chance initiative, and paid sick leave ordinance.

**Percent of Hours Worked by Local Hires at PLA Projects**



**Program Changes**

**Direct Cost    Positions    Total Cost**

**Changes in Salaries, Expense, Equipment, and Special**

<b>Apportionment of Changes Applicable to Various Programs</b>	(2,861,536)	-	(3,947,828)
Related costs consist of employee benefits.			
SG: (\$2,312,556)    SOT: (\$52,250)    EX: (\$496,730)			
Related Costs: (\$1,086,292)			

**Contract Compliance**

Program Changes	Direct Cost	Positions	Total Cost
<b>Changes in Salaries, Expense, Equipment, and Special</b>			
<b>Continuation of Services</b>			
<p><b>26. Office of Wage Standards Support</b></p> <p>Continue funding and resolution authority for 28 positions consisting of one Compliance Program Manager II, one Compliance Program Manager I, two Senior Management Analyst Is, 21 Management Analysts, two Senior Administrative Clerks, and one Senior System Analyst I to support the Minimum Wage, Paid Sick Leave, Fair Chance Initiative, and Wage Theft Enforcement programs. Continue one-time funding in the Salaries Overtime (\$61,000), Contractual Services (\$464,500), and Office and Administrative (\$26,680) accounts. One Senior Administrative Clerk is not continued. See related Office of the City Attorney item. Related costs consist of employee benefits.</p> <p><i>SG: \$2,489,020 SOT: \$61,000 EX: \$491,180</i></p> <p><i>Related Costs: \$1,154,671</i></p>	3,041,200	-	4,195,871
<p><b>27. Clear Contracting Support</b></p> <p>Continue funding and resolution authority for one Management Analyst within the Clear Contracting Program, which aims to streamline and improve the City's contracting processes and make it easier for all businesses to compete for contracts. Add one-time funding in the Overtime General (\$2,000), Printing and Binding (\$500), and Transportation (\$815) accounts. Related costs consist of employee benefits.</p> <p><i>SG: \$85,428 SOT: \$2,000 EX: \$1,315</i></p> <p><i>Related Costs: \$40,158</i></p>	88,743	-	128,901

**Contract Compliance**

Program Changes	Direct Cost	Positions	Total Cost
<b>Changes in Salaries, Expense, Equipment, and Special</b>			
<b>Increased Services</b>			
<b>28. Enhanced Office of Wage Standards Support</b> Add nine-months funding and resolution authority for one Senior Management Analyst I to support the increased case resolution workload in the Investigation and Compliance section of the Office of Wage Standards. Add one-time funding in the Overtime General (\$3,750), Contractual Services (\$500), Transportation (\$9,367), and Office and Administrative (\$388) accounts. Related costs consist of employee benefits. <i>SG: \$82,903 SOT: \$3,750 EX: \$10,255</i> <i>Related Costs: \$39,372</i>	96,908	-	136,280
<b>29. Enhanced Clear Contracting Support</b> Add one-time funding in the Contractual Services Account for a software subscription and support services for an online certification portal to support the Clear Contracting Program. The certification portal will allow the Bureau to provide online access to business applications, Bureau review and approval, and data analytics. <i>EX: \$100,000</i>	100,000	-	100,000
<b>30. CORE Business Outreach</b> Add one-time funding in the Printing and Binding Account to support the Certification, Outreach, Regulations, and Enforcement (CORE) section of the Office of Contract Compliance. This funding will provide additional outreach events associated with the Bureau's Business Inclusion Program (BIP). <i>EX: \$100,000</i>	100,000	-	100,000
<b>TOTAL Contract Compliance</b>	<b>565,315</b>	<b>-</b>	
2018-19 Program Budget	7,523,709	29	
Changes in Salaries, Expense, Equipment, and Special	565,315	-	
<b>2019-20 PROGRAM BUDGET</b>	<b>8,089,024</b>	<b>29</b>	

### General Administration and Support

---

This program provides management and administrative support including budget development, fiscal monitoring, records management, personnel administration, and systems and clerical support.

Program Changes	Direct Cost	Positions	Total Cost
<b>Changes in Salaries, Expense, Equipment, and Special</b>			
<b>Apportionment of Changes Applicable to Various Programs</b> Related costs consist of employee benefits. <i>SG: \$208,585 SOT: \$500 EX: (\$16,585)</i> <i>Related Costs: \$55,181</i>	192,500	-	247,681
<b>Continuation of Services</b>			
31. <b>Business Intelligence and Analytics Support</b> Continue funding and resolution authority for one Management Analyst to perform data analysis and reporting for the Wastewater Program. Continue one-time funding in the Overtime General (\$2,000), Contractual Services (\$500), and Office and Administrative (\$815) accounts. Funding is provided by the Sewer Construction and Maintenance Fund. Related costs consist of employee benefits. <i>SG: \$85,428 SOT: \$2,000 EX: \$1,315</i> <i>Related Costs: \$40,158</i>	88,743	-	128,901
<b>Increased Services</b>			
32. <b>Executive Administrative Support</b> Add nine-months funding and resolution authority for one Executive Administrative Assistant II to provide additional administrative support. Add one-time funding in the Overtime General (\$1,500), Contractual Services (\$500), and Office and Administrative (\$7,480) accounts. Related costs consist of employee benefits. <i>SG: \$44,298 SOT: \$1,500 EX: \$7,980</i> <i>Related Costs: \$27,342</i>	53,778	-	81,120
<b>New Services</b>			
33. <b>Payments and Automation</b> Add nine-months funding and resolution authority for one Systems Analyst to streamline the process used to pay contractors. Add one-time funding in the Overtime General (\$1,500), Contractual Services (\$900), Office and Administrative (\$10,722), and Operating Supplies (\$388) accounts. Funding is provided by the Sewer Construction and Maintenance Fund. Related costs consist of employee benefits. <i>SG: \$69,118 SOT: \$1,500 EX: \$12,010</i> <i>Related Costs: \$35,076</i>	82,628	-	117,704

**General Administration and Support**

<b>TOTAL General Administration and Support</b>	<b>417,649</b>	<b>-</b>
2018-19 Program Budget	2,621,638	24
Changes in Salaries, Expense, Equipment, and Special	417,649	-
<b>2019-20 PROGRAM BUDGET</b>	<b>3,039,287</b>	<b>24</b>

**BUREAU OF CONTRACT ADMINISTRATION  
DETAIL OF CONTRACTUAL SERVICES ACCOUNT**

2017-18 Actual Expenditures	2018-19 Adopted Budget	2018-19 Estimated Expenditures	Program/Code/Description	2019-20 Contract Amount
<b>Construction Inspection - FG7601</b>				
\$ 20,021	\$ 37,555	\$ 24,000	1. Rental/maintenance of photocopiers.....	\$ 41,055
-	1,402	-	2. Maintenance of electronic typewriters.....	1,402
71,806	90,574	82,000	3. Software maintenance agreements.....	113,574
-	3,567	3,000	4. Records storage.....	3,567
-	4,649	-	5. Business research service.....	4,649
<u>\$ 91,827</u>	<u>\$ 137,747</u>	<u>\$ 109,000</u>	<b>Construction Inspection Total</b>	<u>\$ 164,247</u>
<b>Contract Compliance - FG7602</b>				
\$ 5,525	\$ 4,909	\$ 8,000	6. Rental/maintenance of photocopiers.....	\$ 7,909
-	136	-	7. Maintenance of electronic typewriters.....	136
19,817	18,739	24,000	8. Software maintenance agreements.....	105,039
-	409	1,000	9. Records storage.....	409
9,714	545	11,000	10. Business research service.....	545
609,732	464,500	465,000	11. Outreach services.....	464,700
<u>\$ 644,788</u>	<u>\$ 489,238</u>	<u>\$ 509,000</u>	<b>Contract Compliance Total</b>	<u>\$ 578,738</u>
<b>General Administration and Support - FG7650</b>				
\$ 1,866	\$ 2,933	\$ 3,000	12. Rental/maintenance of photocopiers.....	\$ 1,933
-	82	-	13. Maintenance of electronic typewriters.....	82
6,692	9,670	8,000	14. Software maintenance agreements.....	5,396
-	245	-	15. Records storage.....	245
-	2,826	-	16. Business research service.....	2,500
<u>\$ 8,557</u>	<u>\$ 15,756</u>	<u>\$ 11,000</u>	<b>General Administration and Support Total</b>	<u>\$ 10,156</u>
<u>\$ 745,172</u>	<u>\$ 642,741</u>	<u>\$ 629,000</u>	<b>TOTAL CONTRACTUAL SERVICES ACCOUNT</b>	<u>\$ 753,141</u>

## Bureau of Contract Administration

Position Counts						
2018-19	Change	2019-20	Code	Title		2019-20 Salary Range and Annual Salary
<u>GENERAL</u>						
<u>Regular Positions</u>						
1	-	1	0202	Inspector of Public Works		(253,170)
1	-	1	1117-3	Executive Administrative Assistant III	3031	(63,287 - 95,066)
1	-	1	1170-1	Payroll Supervisor I	3045	(63,579 - 92,957)
1	-	1	1201	Principal Clerk	2650	(55,332 - 80,930)
1	-	1	1223	Accounting Clerk	2284	(47,689 - 71,618)
1	-	1	1358	Administrative Clerk	1752	(36,581 - 54,935)
8	-	8	1368	Senior Administrative Clerk	2162	(45,142 - 67,818)
4	-	4	1461-2	Communications Information Representative II	2162	(45,142 - 67,818)
1	-	1	1470	Data Base Architect	4683	(97,781 - 142,944)
2	-	2	1539	Management Assistant	2390	(49,903 - 72,996)
5	-	5	1596	Systems Analyst	3360	(70,156 - 102,562)
3	-	3	1597-1	Senior Systems Analyst I	3974	(82,977 - 121,333)
1	-	1	1597-2	Senior Systems Analyst II	4917	(102,666 - 150,127)
7	-	7	4208-4	Assistant Inspector IV	2723(10)	(56,856 - 83,123)
4	-	4	4223	Senior Electrical Inspector	3726(8)	(77,798 - 113,733)
1	-	1	7237	Civil Engineer	4542	(94,836 - 142,464)
98	3	101	7291	Construction Inspector	3358(8)	(70,115 - 102,520)
59	-	59	7294	Senior Construction Inspector	4178(8)	(87,236 - 127,555)
5	-	5	7296	Chief Construction Inspector	4943	(103,209 - 155,034)
16	-	16	7297	Principal Construction Inspector	4325	(90,306 - 132,045)
2	-	2	7298	Assistant Director Bureau Contract Administration	6322	(132,003 - 198,276)
2	-	2	9165-1	Compliance Program Manager I	4225	(88,218 - 132,546)
1	-	1	9165-2	Compliance Program Manager II	5277	(110,183 - 165,515)
2	-	2	9171-1	Senior Management Analyst I	3969	(82,872 - 121,145)
1	-	1	9182	Chief Management Analyst	5736	(119,767 - 179,943)
22	-	22	9184	Management Analyst	3360	(70,156 - 102,562)
250	3	253				

AS NEEDED

To be Employed As Needed in Such Numbers as Required

1223	Accounting Clerk	2284	(47,689 - 71,618)
1358	Administrative Clerk	1752	(36,581 - 54,935)



## Bureau of Contract Administration

---

Position Counts

2018-19	Change	2019-20	Code	Title	2019-20 Salary Range and Annual Salary
---------	--------	---------	------	-------	--

HIRING HALL

Hiring Hall to be Employed As Needed in Such Numbers as Required

	0896	Building Operating Engineer - Hiring Hall	\$45.02/hr
--	------	---	------------

Regular Positions

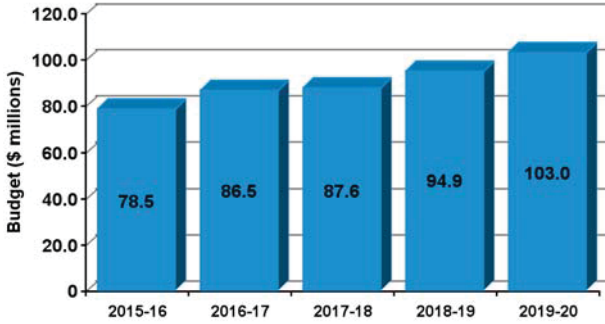
<b>Total</b>	<u>253</u>
--------------	------------

# BUREAU OF ENGINEERING

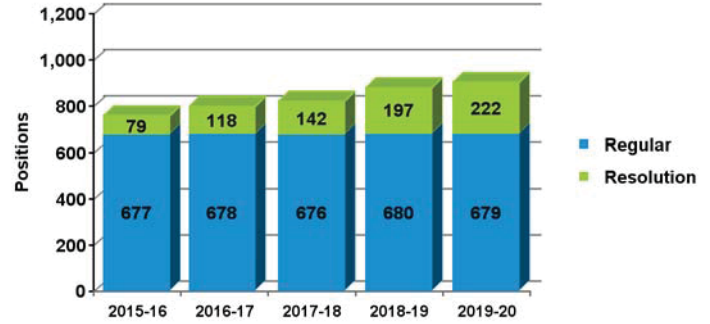
## 2019-20 Proposed Budget

### FIVE YEAR HISTORY OF BUDGET AND POSITION AUTHORITIES

FIVE YEAR BUDGET HISTORY



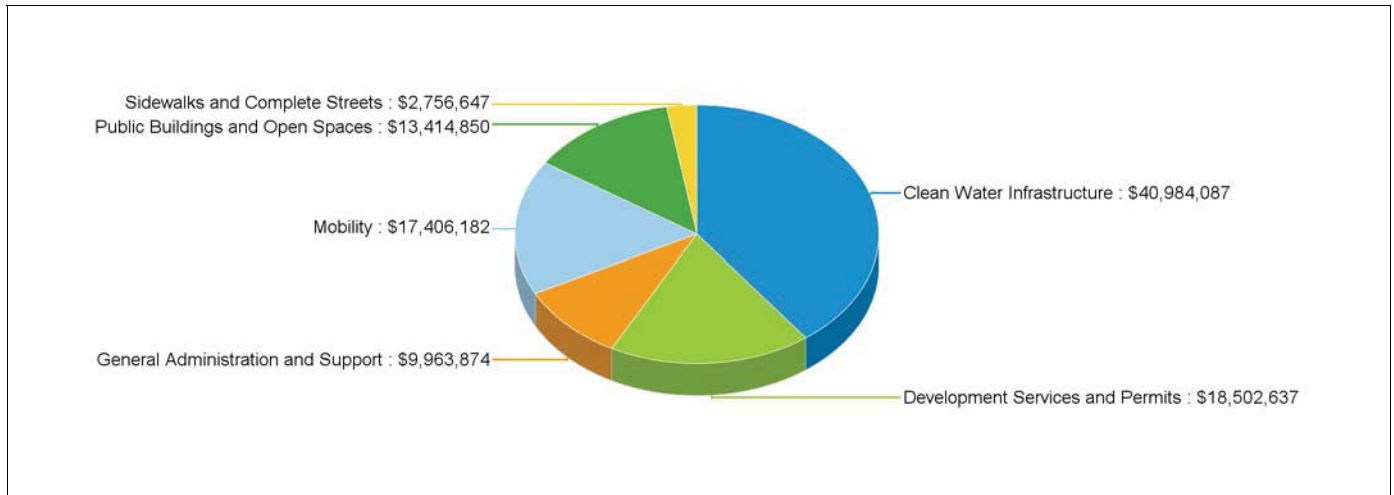
FIVE YEAR POSITION AUTHORITY HISTORY



### SUMMARY OF 2019-20 PROPOSED BUDGET CHANGES

	Total Budget			General Fund				Special Fund			
		Regular	Resolution		Regular	Resolution		Regular	Resolution		
2018-19 Adopted	\$94,872,822	680	197	\$33,513,670	35.3%	244	91	\$61,359,152	64.7%	436	107
2019-20 Proposed	\$103,028,277	679	222	\$36,778,029	35.7%	244	101	\$66,250,248	64.3%	435	121
Change from Prior Year	\$8,155,455	(1)	25	\$3,264,359		-	10	\$4,891,096		(1)	15

### 2019-20 FUNDING DISTRIBUTION BY PROGRAM



### MAIN BUDGET ITEMS

	Funding	Positions
* Environmental Management Group Support	\$144,723	-
* Support of Active Transportation Program Projects	\$360,912	-
* Affordable Housing Sustainable Community Grant Program	\$242,971	-
* Failed Streets Reconstruction	\$625,474	-
* Electric Vehicle and Solar Power Engineering Support	-	-
* Civic Center Master Plan Environmental Impact Study	\$90,903	-

## Recapitulation of Changes

	Adopted Budget 2018-19	Total Budget Changes	Total Budget 2019-20
<b>EXPENDITURES AND APPROPRIATIONS</b>			
<b>Salaries</b>			
Salaries General	88,860,462	8,281,037	97,141,499
Salaries, As-Needed	350,000	-	350,000
Overtime General	1,267,246	-	1,267,246
Hiring Hall Salaries	462,500	-	462,500
Benefits Hiring Hall	187,500	-	187,500
Total Salaries	<u>91,127,708</u>	<u>8,281,037</u>	<u>99,408,745</u>
<b>Expense</b>			
Printing and Binding	91,402	-	91,402
Construction Expense	52,362	-	52,362
Contractual Services	2,195,990	(460,000)	1,735,990
Field Equipment Expense	66,629	-	66,629
Transportation	79,252	1,500	80,752
Office and Administrative	1,053,394	74,251	1,127,645
Operating Supplies	206,085	-	206,085
Total Expense	<u>3,745,114</u>	<u>(384,249)</u>	<u>3,360,865</u>
<b>Equipment</b>			
Transportation Equipment	-	258,667	258,667
Total Equipment	<u>-</u>	<u>258,667</u>	<u>258,667</u>
<b>Total Bureau of Engineering</b>	<b><u>94,872,822</u></b>	<b><u>8,155,455</u></b>	<b><u>103,028,277</u></b>

## Recapitulation of Changes

	Adopted Budget 2018-19	Total Budget Changes	Total Budget 2019-20
<b>SOURCES OF FUNDS</b>			
General Fund	33,513,670	3,264,359	36,778,029
Special Gas Tax Improvement Fund (Sch. 5)	4,523,220	191,401	4,714,621
Stormwater Pollution Abatement Fund (Sch. 7)	3,895,234	48,579	3,943,813
Mobile Source Air Pollution Reduction Fund (Sch. 10)	125,707	13,397	139,104
Sewer Capital Fund (Sch. 14)	41,771,563	2,886,683	44,658,246
Street Lighting Maintenance Assessment Fund (Sch. 19)	99,979	2,540	102,519
Telecommunications Development Account (Sch. 20)	103,229	5,740	108,969
Proposition A Local Transit Assistance Fund (Sch. 26)	168,630	(168,630)	-
Proposition C Anti-Gridlock Transit Fund (Sch. 27)	7,042,055	1,024,994	8,067,049
Building and Safety Building Permit Fund (Sch. 40)	20,000	-	20,000
Street Damage Restoration Fee Fund (Sch. 47)	298,096	409,582	707,678
Measure R Local Return Fund (Sch. 49)	454,888	(7,452)	447,436
Sidewalk Repair Fund (Sch. 51)	1,649,792	76,983	1,726,775
Measure M Local Return Fund (Sch. 52)	1,206,759	407,279	1,614,038
<b>Total Funds</b>	<b>94,872,822</b>	<b>8,155,455</b>	<b>103,028,277</b>
Percentage Change			8.60%
Positions	680	(1)	679

### Changes Applicable to Various Programs

The following changes involve two or more budgetary programs. These changes are explained below and apportioned as single entries in the affected programs. Single-program changes are shown only in the programs involved.

Program Changes	Direct Cost	Positions	Total Cost
<b>Changes in Salaries, Expense, Equipment, and Special</b>			
<b>Obligatory Changes</b>			
<b>1. 2018-19 Employee Compensation Adjustment</b> Related costs consist of employee benefits. <i>SG: \$4,991,061</i> <i>Related Costs: \$1,555,216</i>	4,991,061	-	6,546,277
<b>2. 2019-20 Employee Compensation Adjustment</b> Related costs consist of employee benefits. <i>SG: \$673,876</i> <i>Related Costs: \$209,979</i>	673,876	-	883,855
<b>3. Change in Number of Working Days</b> Increase funding to reflect two additional working days. Related costs consist of employee benefits. <i>SG: \$563,399</i> <i>Related Costs: \$167,104</i>	563,399	-	730,503
<b>4. Full Funding for Partially Financed Positions</b> Related costs consist of employee benefits. <i>SG: \$602,493</i> <i>Related Costs: \$178,699</i>	602,493	-	781,192
<b>5. Salary Step and Turnover Effect</b> Related costs consist of employee benefits. <i>SG: (\$1,383,055)</i> <i>Related Costs: (\$410,215)</i>	(1,383,055)	-	(1,793,270)
<b>Deletion of One-Time Services</b>			
<b>6. Deletion of One-Time Expense Funding</b> Delete one-time Salaries, As-Needed, Overtime, Hiring Hall Salaries, Hiring Hall Benefits, and expense funding. <i>SAN: (\$350,000) SHH: (\$462,500) SHHFB: (\$187,500)</i> <i>SOT: (\$300,973) EX: (\$1,167,050)</i>	(2,468,023)	-	(2,468,023)
<b>7. Deletion of Funding for Resolution Authorities</b> Delete funding for 197 resolution authority positions. An additional two positions were approved during 2018-19. One position was moved from off-budget to on-budget. Resolution authorities are reviewed annually and continued only if sufficient funding is available to maintain the current service level. Related costs consist of employee benefits.  193 positions are continued: Support for Plan Check Activities (Six positions) Support for Expedited B-Permit Reviews (Seven positions)	(17,831,844)	-	(25,429,260)

**Program Changes****Direct Cost   Positions   Total Cost****Changes in Salaries, Expense, Equipment, and Special****Deletion of One-Time Services**

Above Ground Facilities Support (Six positions)  
 Support for Sidewalk Dining (One position)  
 Citywide B-Permit Case Management Group (Nine positions)  
 Public Right of Way Reservation System Support (One position)  
 Utility Permit Warranty Program (One position)  
 LAWA Landside Access Modernization Program (Six positions)  
 Clean Water Capital Improvement Program Support (Eight positions)  
 Design Construction Management for Treatment Plants (Two positions)  
 Construction Management for Sewers (Four positions)  
 Emergency Sewer Repair and Rehabilitation Projects (10 positions)  
 Enhanced Watershed Projects (Five positions)  
 Clean Water Program Support (One position)  
 Metro Annual Work Program (28 positions)  
 Transportation Grant Annual Work Program (22 positions)  
 Active Transportation Program (Six positions)  
 Pavement Preservation Program Support (Seven positions)  
 Transportation Construction Traffic Management (One position)  
 Vision Zero (Two positions)  
 Traffic Signals Program (Three positions)  
 Survey Support for Street Improvement Projects (Four positions)  
 Street Improvement Projects (Three positions)  
 Sidewalk Repair Program (Eight positions)  
 Complete Streets Program (Six positions)  
 ADA Coordinator for Sidewalk Repair Program (One position)  
 Construction Management for Street Reconstruction (Two positions)  
 City Hall East Electrical Upgrades (One position)  
 Electric Vehicle and Solar Power Engineering (One position)  
 Los Angeles River Design and Project Management (Three positions)  
 Sixth Street Viaduct Engineering Projects (Two positions)  
 Recreation and Parks Project Support (One position)  
 Los Angeles Street Civic Building (Seven positions)  
 Pio Pico Library Pocket Park (One position)  
 City Homeless Facilities Services (Two positions)  
 Bridge Homes Program (Three positions)  
 Potrero Canyon Park Project Support (Two positions)  
 Asphalt Plant (One position)  
 Fire Operations and Animal Shelter Project Support (Six positions)  
 Construction Management Staffing (Two positions)  
 Engineering Database Enhancement (One position)

Program Changes	Direct Cost	Positions	Total Cost
<b>Changes in Salaries, Expense, Equipment, and Special</b>			
<b>Deletion of One-Time Services</b>			
Two positions approved during 2018-19 are continued: Broadway Streetscape Plan (One position) Zelzah Avenue Improvements Project (One position)			
One position is moved from off-budget to on-budget: Seventh Street Streetscape Project (One position)			
Three positions are not continued: Fire Operations and Animal Shelter Projects Support (Two positions) LA Street Car and Destination Crenshaw Projects (One position)			
One vacant position is not continued: Asphalt Plant (One position)			
SG: (\$17,831,844) Related Costs: (\$7,597,416)			
<b>Restoration of Services</b>			
<b>8. Restoration of One-Time Expense Funding</b>	347,893	-	347,893
Restore funding in the Overtime General, Contractual Services, Transportation, Office and Administrative, and Operating Supplies accounts that were reduced on a one-time basis in the 2018-19 Adopted Budget. SOT: \$50,000 EX: \$297,893			
<b>Efficiencies to Services</b>			
<b>9. Expense Account Reductions</b>	(347,893)	-	(347,893)
Reduce funding in the Overtime General (\$50,000), Contractual Services (\$188,537), Transportation (\$20,000), Office and Administrative (\$52,356), and Operating Supplies (\$37,000) accounts on a one-time basis to reflect anticipated expenditures, which include savings achieved due to Departmental efficiencies and expenditure reductions. SOT: (\$50,000) EX: (\$297,893)			
<b>10. One-Time Salary Reductions</b>	(317,653)	-	(416,634)
Reduce funding in the Salaries General Account, as a one-time budget reduction, to reflect savings generated by positions filled in-lieu maintaining vacancies, and anticipated attrition. Related costs consist of employee benefits. SG: (\$317,653) Related Costs: (\$98,981)			

Program Changes	Direct Cost	Positions	Total Cost
<b>Changes in Salaries, Expense, Equipment, and Special</b>			
<b>Other Changes or Adjustments</b>			
<b>11. Position Adjustments</b> Add funding and regular authority for five positions consisting of one Management Analyst, one Management Assistant, and three Civil Engineering Associate IIs. Delete funding and regular authority for six positions consisting of one Principal Civil Engineering Drafting Technician, one Administrative Clerk, one Reprographics Supervisor I, one Civil Engineering Drafting Technician, and two Engineering Designer Is. These position adjustments reflect the current operational needs. These positions are partially funded by the Sewer Construction and Maintenance Fund and Special Gas Tax Improvement Fund. Related costs consist of employee benefits. <i>SG: (\$6,791)</i> <i>Related Costs: (\$13,647)</i>	(6,791)	(1)	(20,438)
<b>12. Pay Grade Adjustments</b> Upgrade two Structural Engineering Associate IIs to Structural Engineering Associate IIIs, one Mechanical Engineering Associate II to Mechanical Engineering Associate III, one Systems Programmer I to Systems Programmer II, and one Engineering Geologist II to Engineering Geologist III. The incremental salary cost increase will be absorbed by the Bureau.	-	-	-
<b>TOTAL CHANGES APPLICABLE TO VARIOUS PROGRAMS</b>	<u>(15,176,537)</u>	<u>(1)</u>	

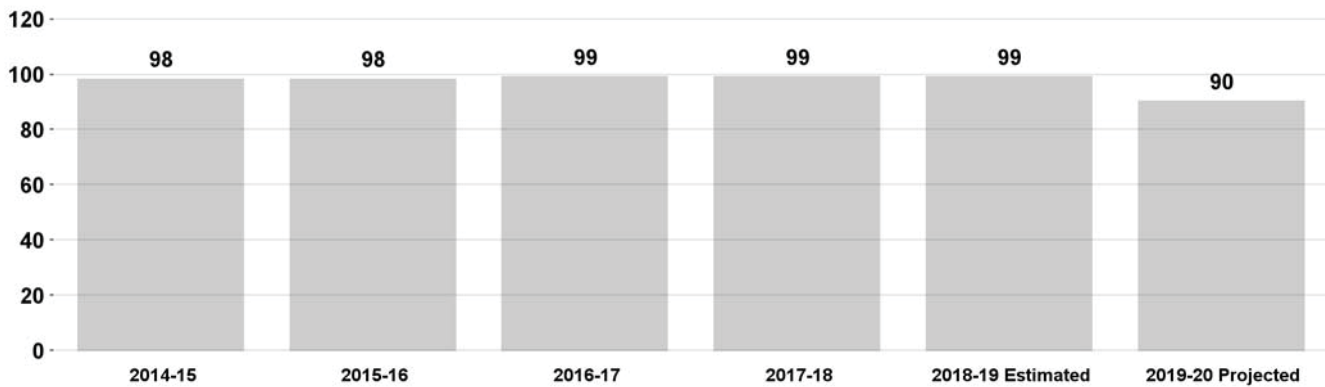


**Development Services and Permits**

Priority Outcome: Create a more livable and sustainable city

This program provides fee-supported permits and pre-development and engineering services to private developers that are primarily related to infrastructure improvements within the public right-of-way, which are conditions of approval for development projects. Additional services include utility permits; private plan checking; public counter services; and land, aerial, topographic, geodetic, and global positioning system (GPS) surveys and maps.

**Percent of A Permits Issued within 60 Minutes**



Program Changes	Direct Cost	Positions	Total Cost
<b>Changes in Salaries, Expense, Equipment, and Special</b>			
<b>Apportionment of Changes Applicable to Various Programs</b>	(3,070,280)	1	(4,441,512)
Related costs consist of employee benefits.			
SG: (\$3,022,780) EX: (\$47,500)			
Related Costs: (\$1,371,232)			
<b>Continuation of Services</b>			
<b>13. Support for Plan Check Activities</b>	611,499	-	881,874
Continue funding and resolution authority for six positions consisting of four Civil Engineering Associate IIIs, one Civil Engineering Associate II, and one Office Engineering Technician II, and add one-time funding in the Office and Administrative Account to provide public counter plan check support. These positions will be fully reimbursed by fees. Related costs consist of employee benefits.			
SG: \$606,999 EX: \$4,500			
Related Costs: \$270,375			
<b>14. Support for Expedited B-Permit Reviews</b>	817,994	-	1,166,018
Continue funding and resolution authority for seven positions consisting of one Senior Civil Engineer and six Civil Engineering Associate IIIs, and add one-time funding in the Office and Administrative Account to support the expedited review of B-Permit applications. These positions will be fully reimbursed by B-Permit fees. Related costs consist of employee benefits.			
SG: \$812,744 EX: \$5,250			
Related Costs: \$348,024			

**Development Services and Permits**

Program Changes	Direct Cost	Positions	Total Cost
<b>Changes in Salaries, Expense, Equipment, and Special</b>			
<b>Continuation of Services</b>			
<b>15. Above Grounds Facilities Support</b> Continue funding and resolution authority for six positions consisting of one Civil Engineer, two Civil Engineering Associate IIIs, and three Civil Engineering Associate IIs to manage and process an additional 150-200 Above Ground Facility (AGF) permits and related U-permits per month. These positions will be vital to processing the high number of applications for the installation of communication devices on AGFs by utility and telecommunications companies. Continue one-time funding in the Office and Administrative Account. These positions will be fully reimbursed by fees. Related costs consist of employee benefits. <i>SG: \$628,857 EX: \$4,500</i> <i>Related Costs: \$277,186</i>	633,357	-	910,543
<b>16. Support for Sidewalk Dining</b> Continue funding and resolution authority for one Civil Engineering Associate II to assist with the expedited processing of revocable Sidewalk Dining Permits. Add one-time funding in the Office and Administrative Account. This position will be fully reimbursed by fees. Related costs consist of employee benefits. <i>SG: \$93,881 EX: \$750</i> <i>Related Costs: \$42,792</i>	94,631	-	137,423
<b>17. Citywide B-Permit Case Management Group</b> Continue funding and resolution authority for nine positions consisting of one Principal Civil Engineer, two Senior Civil Engineers, three Civil Engineers, two Civil Engineering Associate IIs, and one Programmer Analyst III to provide Citywide B-Permit case management services at the Central and Valley offices. Add one-time funding in the Office and Administrative Account. These positions will be fully reimbursed by B-Permit fees. Related costs consist of employee benefits. <i>SG: \$1,106,474 EX: \$6,750</i> <i>Related Costs: \$466,628</i>	1,113,224	-	1,579,852
<b>18. Public Right of Way Reservation System Support</b> Continue funding and resolution authority for one Civil Engineer to provide dedicated support on the Public Right of Way Reservation System. Add one-time funding in the Office and Administrative Account. This position will be fully reimbursed by fees. Related cost consists of employee benefits. <i>SG: \$123,104 EX: \$750</i> <i>Related Costs: \$51,898</i>	123,854	-	175,752

**Development Services and Permits**

Program Changes	Direct Cost	Positions	Total Cost
<b>Changes in Salaries, Expense, Equipment, and Special</b>			
<b>Continuation of Services</b>			
<b>19. Utility Permit Warranty Program</b> Continue funding and resolution authority for one Civil Engineer to establish and support the Utility Permit Warranty Program. The Program will allow the Bureaus of Engineering and Contract Administration to coordinate activities in assessing the trench repair work related to contractor's utility permits and enforcing the required utility permit warranty. Continue one-time funding in the Office and Administrative Account. This position will be reimbursed by fees. Related costs consist of employee benefits. <i>SG: \$123,104 EX: \$750</i> <i>Related Costs: \$51,898</i>	123,854	-	175,752
<b>20. LAWA Landside Access Modernization Program</b> Continue funding and resolution authority for six positions consisting of one Principal Civil Engineer, one Senior Civil Engineer, two Civil Engineers, one Civil Engineering Associate III, and one Civil Engineering Associate II to support the Los Angeles World Airports (LAWA) Landside Access Modernization Program. Continue one-time funding in the Office and Administrative Account. Funding for these positions will be fully reimbursed by the Department of Airports and B-Permits. Related costs consist of employee benefits. <i>SG: \$760,987 EX: \$4,500</i> <i>Related Costs: \$318,358</i>	765,487	-	1,083,845
<b>Increased Services</b>			
<b>21. Final Map Section</b> Add nine-months funding and resolution authority for one Survey Party Chief I to oversee and address the backlog related to the review of final maps. Add one-time funding in the Office and Administrative Account. The position will be fully reimbursed by fees. Related costs consist of employee benefits. <i>SG: \$77,374 EX: \$5,750</i> <i>Related Costs: \$37,649</i>	83,124	-	120,773
<b>22. Structural Review for LAWA Landside Access</b> Add funding and resolution authority for one Structural Engineer to provide structural plan check for the issuance of B-Permits for the Los Angeles World Airports (LAWA) projects, including the Landside Access Modernization Program. This position was previously authorized as a substitute authority in 2018-19. Add one-time funding in the Office and Administrative Account. The position will be fully reimbursed by B-Permit fees. Related costs consist of employee benefits. <i>SG: \$127,393 EX: \$5,750</i> <i>Related Costs: \$53,235</i>	133,143	-	186,378

### Development Services and Permits

Program Changes	Direct Cost	Positions	Total Cost
<b>Changes in Salaries, Expense, Equipment, and Special</b>			
<b>Increased Services</b>			
<b>23. Customer Service for Land Development and GIS</b> Add nine-months funding and resolution authority for two Civil Engineering Associate IIs, subject to pay grade determination by the Office of the City Administrative Officer, Employee Relations Division, to provide public counter services in reviewing plans, submittals, and applications for acceptance in the Street Vacation and Subdivision Mapping Division. Add one-time funding in the Office and Administrative Account. These positions will be fully reimbursed by fees. Related costs consist of employee benefits. <i>SG: \$139,355 EX: \$11,500</i> <i>Related Costs: \$70,501</i>	150,855	-	221,356
<b>24. Environmental Management Group Support</b> Add nine-months funding and resolution authority for two positions consisting of one Environmental Supervisor I and one Environmental Specialist I, subject to pay grade determination by the Office of the City Administrative Officer, Employee Relations Division, to provide technical support to an increasing number of permits requiring environmental impact review analysis. These positions are responsible for reviewing project plans and specifications relating to environmental impacts and mitigation measures, performing environmental reviews, preparing findings, and attending meetings and hearings. Add one-time funding in the Office and Administrative Account. These positions will be fully reimbursed by fees. Related costs consist of employee benefits. <i>SG: \$133,223 EX: \$11,500</i> <i>Related Costs: \$68,590</i>	144,723	-	213,313
<b>25. Structural Plan Checking of Private Development Projects</b> Add nine-months funding and resolution authority for two positions consisting of one Structural Engineer and one Structural Engineering Associate II, subject to pay grade determination by the Office of the City Administrative Officer, Employee Relations Division, to provide expertise for plan checking of private development projects such as underground wastewater structures, buildings, bridges, retaining walls, and excavations. Add one-time funding in the Office and Administrative Account. These positions will be fully reimbursed by B-Permit fees. Related costs consist of employee benefits. <i>SG: \$166,379 EX: \$11,500</i> <i>Related Costs: \$78,922</i>	177,879	-	256,801

**Development Services and Permits**

---

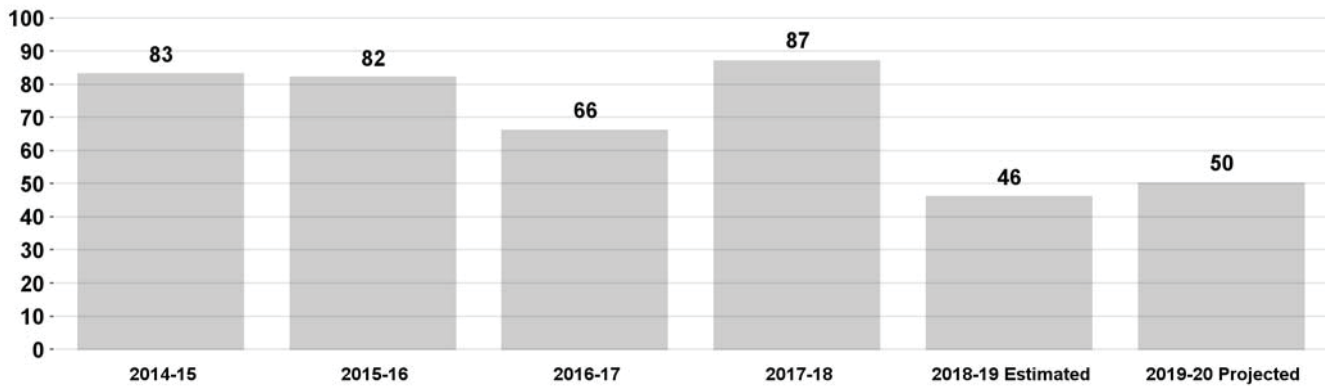
<b>TOTAL Development Services and Permits</b>	<b>1,903,344</b>	<b>1</b>
2018-19 Program Budget	16,599,293	126
Changes in Salaries, Expense, Equipment, and Special	1,903,344	1
<b>2019-20 PROGRAM BUDGET</b>	<b>18,502,637</b>	<b>127</b>

**Clean Water Infrastructure**

Priority Outcome: Create a more livable and sustainable city

This program provides the following services: Design and construction of wastewater and sewage disposal facilities, stormwater drainage systems and facilities, and emergency sewer and storm drain repair response services.

**Number of Completed Clean Water Capital Projects**



Program Changes	Direct Cost	Positions	Total Cost
<b>Changes in Salaries, Expense, Equipment, and Special</b>			
<b>Apportionment of Changes Applicable to Various Programs</b>	144,675	1	(83,259)
Related costs consist of employee benefits.			
<i>SG: \$212,675 EX: (\$68,000)</i>			
<i>Related Costs: (\$227,934)</i>			
<b>Continuation of Services</b>			
<b>26. Clean Water Capital Improvement Program Support</b>	923,724	-	1,317,999
Continue funding and resolution authority for eight positions consisting of one Building Mechanical Engineer I, one Building Electrical Engineer I, two Civil Engineering Associate IIs, one Civil Engineer, one Construction Estimator, one Senior Management Analyst I, and one Senior Civil Engineer to provide design, construction management, and project management support for the Clean Water Capital Improvement Program. Continue one-time funding in the Office and Administrative Account. Funding is provided by the Sewer Construction and Maintenance Fund. Related costs consist of employee benefits.			
<i>SG: \$917,724 EX: \$6,000</i>			
<i>Related Costs: \$394,275</i>			

## Clean Water Infrastructure

Program Changes	Direct Cost	Positions	Total Cost
<b>Changes in Salaries, Expense, Equipment, and Special</b>			
<b>Continuation of Services</b>			
<p><b>27. Design Construction Management for Treatment Plants</b>            Continue funding and resolution authority for two positions consisting of one Senior Construction Estimator and one Electrical Engineering Associate II within the design and construction management group for water treatment plant projects. Continue one-time funding in the Transportation Account. Funding is provided by the Sewer Construction and Maintenance Fund. Related costs consist of employee benefits.  <i>SG: \$215,040 EX: \$1,500</i>  <i>Related Costs: \$94,084</i></p>	216,540	-	310,624
<p><b>28. Construction Management for Sewers</b>            Continue funding and resolution authority for four positions consisting of one Civil Engineer and three Civil Engineering Associate IIIs to manage and oversee construction activities for sewer rehabilitation projects and secondary sewer renewal projects. Continue one-time funding in the Office and Administrative Account. Funding is provided by the Sewer Construction and Maintenance Fund. Related costs consist of employee benefits.  <i>SG: \$459,269 EX: \$3,000</i>  <i>Related Costs: \$197,264</i></p>	462,269	-	659,533
<p><b>29. Emergency Sewer Repair and Rehabilitation Projects</b>            Continue funding and resolution authority for 10 positions consisting of one Civil Engineer, one Structural Engineer, two Civil Engineering Associate IIIs, five Civil Engineering Associate IIs, and one Property Manager I to perform emergency repair of damaged sewers and support major sewer rehabilitation projects. Continue one-time funding in the Office and Administrative Account. Funding is provided by the Sewer Construction and Maintenance Fund. Related costs consist of employee benefits.  <i>SG: \$1,080,137 EX: \$7,500</i>  <i>Related Costs: \$471,961</i></p>	1,087,637	-	1,559,598
<p><b>30. Enhanced Watershed Projects</b>            Continue resolution authority for five positions consisting of one Senior Civil Engineer, one Civil Engineer, two Civil Engineering Associate IIIs, and one Civil Engineering Associate II to support the stormwater/water quality projects. Funding will be provided through interim appropriations from various funding sources for the projects.</p>	-	-	-

## Clean Water Infrastructure

Program Changes	Direct Cost	Positions	Total Cost
<b>Changes in Salaries, Expense, Equipment, and Special</b>			
<b>Continuation of Services</b>			
<b>31. Clean Water Program Support</b> Continue funding and resolution for one Senior Management Analyst I to provide administrative support for the Proposition O Clean Water Program. Add funding and resolution authority for one Management Analyst, which was previously authorized as a substitute authority position. Add one-time funding in the Office and Administrative Account. Related costs consist of employee benefits. <i>SG: \$203,432 EX: \$1,500</i> <i>Related Costs: \$90,467</i>	204,932	-	295,399
<b>32. Transportation Support</b> Add one-time funding in the Transportation Account to replace two trucks, one truck in the Wastewater Conveyance Construction Division and one truck in the Wastewater Conveyance Engineering Division. Funding is provided by the Sewer Construction and Maintenance Fund. <i>EQ: \$78,667</i>	78,667	-	78,667
<b>Increased Services</b>			
<b>33. Support for the Emergency Sewer Repair Program</b> Add nine-months funding and resolution authority for one Management Analyst to assist with the increased number of time and material payment requests, develop and administer contracts, draft correspondence and reports, perform document control database entry, and process related documents for the Emergency Sewer Repair Program. The position was previously authorized as a substitute authority position. Add one-time funding in the Office and Administrative Account. Funding is provided by Sewer Construction and Maintenance Fund. Related costs consist of employee benefits. <i>SG: \$69,011 EX: \$5,750</i> <i>Related Costs: \$35,043</i>	74,761	-	109,804
<b>New Services</b>			
<b>34. Department of Water and Power Stormwater Capture</b> Add resolution authority for two positions consisting of one Civil Engineer and one Civil Engineering Associate II, subject to pay grade determination by the Office of the City Administrative Officer, Employee Relations Division, to provide design services for the Department of Water and Power (DWP) stormwater capture projects. Funding will be provided through interim appropriations from DWP projects.	-	-	-



**Clean Water Infrastructure**

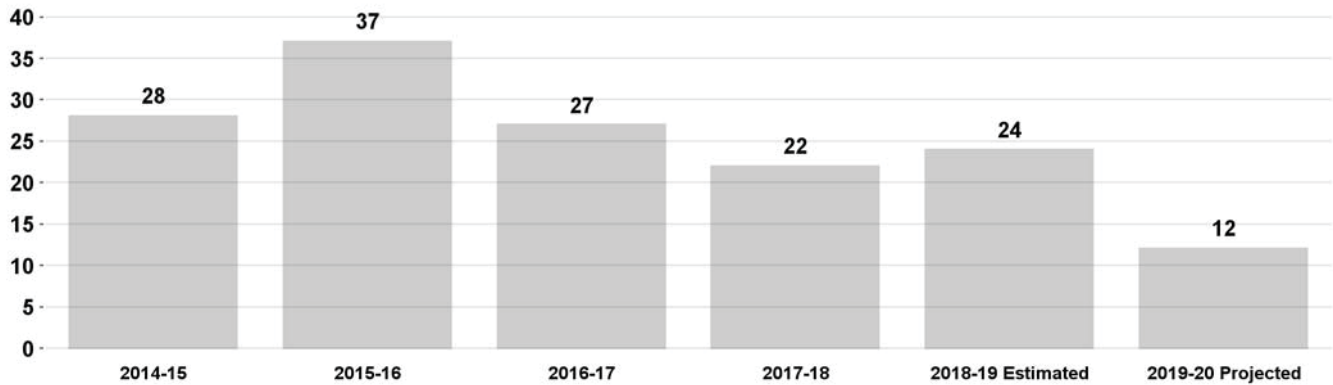
Program Changes	Direct Cost	Positions	Total Cost
<b>Changes in Salaries, Expense, Equipment, and Special</b>			
<b>Other Changes or Adjustments</b>			
35. <b>LARiver Works Group</b>	(23,941)	-	(16,044)
<p>Add funding and regular authority for one Architectural Associate II, subject to pay grade determination from the Office of the City Administrative Officer's Employee Relations Division and delete funding and regular authority for one Planning Assistant to reflect the operational needs of the Bureau. Funding is provided by the Sewer Construction and Maintenance Fund and the Stormwater Pollution Abatement Fund. There will be no change to the level of services provided nor to the overall funding provided to the Bureau. Related costs consist of employee benefits.</p> <p>SG: (\$23,941)</p> <p>Related Costs: \$7,897</p>			
<b>TOTAL Clean Water Infrastructure</b>	<b>3,169,264</b>	<b>1</b>	
2018-19 Program Budget	37,814,823	328	
Changes in Salaries, Expense, Equipment, and Special	3,169,264	1	
<b>2019-20 PROGRAM BUDGET</b>	<b>40,984,087</b>	<b>329</b>	

**Mobility**

Priority Outcome: Create a more livable and sustainable city

This program provides the following services: Design and construction of street improvements, regional transportation improvements, bridges, streetscapes, grade separations, and retaining walls.

**Number of Completed Mobility Capital Projects**



**Program Changes**

**Direct Cost    Positions    Total Cost**

**Changes in Salaries, Expense, Equipment, and Special**

<b>Apportionment of Changes Applicable to Various Programs</b>	(8,725,318)	-	(11,741,992)
Related costs consist of employee benefits.			
<i>SG: (\$6,986,045)    SHH: (\$462,500)    SHHFB: (\$187,500)</i>			
<i>SOT: (\$300,973)    EX: (\$788,300)</i>			
<i>Related Costs: (\$3,016,674)</i>			

## Mobility

Program Changes	Direct Cost	Positions	Total Cost
<b>Changes in Salaries, Expense, Equipment, and Special</b>			
<b>Continuation of Services</b>			
<b>36. Metro Annual Work Program</b> Continue funding and resolution authority for 24 positions consisting of one Principal Civil Engineer, one Senior Civil Engineer, two Civil Engineers, one Geotechnical Engineer I, two Civil Engineering Associate IIs, five Civil Engineering Associate IIIs, four Civil Engineering Associate IVs, one Survey Party Chief II, one Structural Engineering Associate III, one Structural Engineering Associate IV, two Structural Engineer, one Senior Management Analyst I, one Office Engineering Technician III, and one Senior Administrative Clerk, and continue resolution authority without funding for four positions, consisting of one Senior Civil Engineer, one Civil Engineer, one Environmental Supervisor I, and one Management Analyst. These positions will support the delivery of the Los Angeles Metropolitan Transportation Authority (Metro) Annual Work Program. Add one-time funding in the Overtime General (\$109,055) and Office and Administrative (\$68,675) accounts. Front funding is provided by the Proposition C Anti-Gridlock Transit Fund and will be fully reimbursed by Metro. See related Bureaus of Contract Administration, Street Lighting, and Street Services, and the Department of Transportation items. Related costs consist of employee benefits.  <i>SG: \$2,945,363 SOT: \$109,055 EX: \$68,675</i> <i>Related Costs: \$1,242,710</i>	3,123,093	-	4,365,803
<b>37. Transportation Grant Annual Work Program</b> Continue funding and resolution authority for 22 positions consisting of three Civil Engineers, six Civil Engineering Associate (CEA) IIs, five CEA IIIs, one Landscape Architectural Associate III, one Structural Engineer, four Structural Engineering Associate IIIs, one Land Surveying Assistant, and one Senior Management Analyst I to support the delivery of the Transportation Grant Annual Work Program. Continue one-time funding in the Overtime General and Office and Administrative accounts. Funding is provided by the Proposition C Anti-Gridlock Transit Fund and reimbursed by various grantors as part of the Transportation Grant Annual Work Program. See related Bureaus of Contract Administration and Street Lighting items. Related costs consist of employee benefits.  <i>SG: \$2,537,567 SOT: \$191,918 EX: \$16,875</i> <i>Related Costs: \$1,088,564</i>	2,746,360	-	3,834,924

## Mobility

Program Changes	Direct Cost	Positions	Total Cost
<b>Changes in Salaries, Expense, Equipment, and Special</b>			
<b>Continuation of Services</b>			
<b>38. Active Transportation Program</b> Continue funding and resolution authority for six positions consisting of one Civil Engineer, three Civil Engineering Associate IIIs, one Environmental Specialist II, and one Management Analyst to support the delivery of Street and Transportation Program projects. Continue one-time funding in the Office and Administrative Account. Funding is provided by the Proposition C Anti-Gridlock Transit Fund. See related Department of Transportation item. Related costs consist of employee benefits. <i>SG: \$670,962 EX: \$4,500</i> <i>Related Costs: \$290,306</i>	675,462	-	965,768
<b>39. Pavement Preservation Program Support</b> Continue funding and resolution authority for seven positions consisting of three Land Surveying Assistants, three Survey Party Chief Is, and one Field Engineering Aide to support the Pavement Preservation Program. Add one-time funding in the Hiring Hall Salaries (\$325,000), Benefits Hiring Hall (\$175,000), and Office and Administrative (\$5,250) accounts. See related General Services Department, Bureau of Street Services, and Department of Transportation items. Related costs consist of employee benefits. <i>SG: \$658,987 SHH: \$325,000 SHHFB: \$175,000</i> <i>EX: \$5,250</i> <i>Related Costs: \$300,113</i>	1,164,237	-	1,464,350
<b>40. Transportation Construction Traffic Management</b> Add funding and continue resolution authority for one Civil Engineer to act as the dedicated chair of the Major Transit and Transportation Construction Traffic Management Committee (TCTMC). The TCTMC minimizes the loss of traffic capacity resulting from major transit and transportation construction projects by reviewing permit activity. Add one-time funding in the Office and Administrative Account. Related costs consist of employee benefits. <i>SG: \$123,104 EX: \$750</i> <i>Related Costs: \$51,898</i>	123,854	-	175,752

## Mobility

Program Changes	Direct Cost	Positions	Total Cost
<b>Changes in Salaries, Expense, Equipment, and Special</b>			
<b>Continuation of Services</b>			
<b>41. Vision Zero</b> Continue funding and resolution authority for two positions consisting of one Civil Engineering Associate III and one Civil Engineering Associate II to review existing projects, provide engineering design and survey, and perform community outreach to facilitate implementation of the Vision Zero objectives. Continue one-time funding in the Hiring Hall Salaries (\$100,000), Contractual Services (\$40,000), and Office and Administrative (\$1,500) accounts. Funding is provided by the Measure R Local Return Fund. See related General Services Department, Police Department, Bureaus of Street Lighting and Street Services, and Department of Transportation items. Related costs consist of employee benefits. <i>SG: \$205,936 SHH: \$100,000 EX: \$41,500</i> <i>Related Costs: \$91,248</i>	347,436	-	438,684
<b>42. Great Streets Initiative</b> Continue one-time funding in the Hiring Hall Salaries (\$37,500), Benefits Hiring Hall (\$12,500), and Contractual Services (\$50,000) accounts to provide funding for design and survey of non-standard curb ramps and other civil engineering design support for the Great Streets Initiative. See related Department of City Planning, Bureau of Street Services, and Department of Transportation items. Funding is provided by the Measure R Local Return Fund. <i>SHH: \$37,500 SHHFB: \$12,500 EX: \$50,000</i>	100,000	-	100,000
<b>43. Traffic Signals Program</b> Continue funding and resolution authority for three positions consisting of two Civil Engineering Associate IIs and one Civil Engineering Drafting Technician to perform design services associated with new traffic signals and left turn projects. Continue one-time funding in the Office and Administrative account. Funding is provided by the Measure M Local Return Fund. Related costs consist of employee benefits. <i>SG: \$269,179 EX: \$2,250</i> <i>Related Costs: \$124,493</i>	271,429	-	395,922

## Mobility

Program Changes	Direct Cost	Positions	Total Cost
<b>Changes in Salaries, Expense, Equipment, and Special</b>			
<b>Continuation of Services</b>			
<b>44. Survey Support for Street Improvement Projects</b> Continue funding and resolution authority for four positions consisting of two Survey Party Chief Is and two Land Surveying Assistants to provide field survey crew support for additional street improvement projects and the Pavement Preservation Program. Add one-time funding in the Office and Administrative account. Funding is provided by the Street Damage Restoration Fee Fund. Related costs consist of employee benefits. <i>SG: \$391,941 EX: \$3,000</i> <i>Related Costs: \$176,285</i>	394,941	-	571,226
<b>45. Seventh Street Streetscape Project</b> Continue resolution authority for one Civil Engineering Associate III to provide oversight and support for the Seventh Street Streetscape Improvements project. This position was previously authorized as an off-budget resolution authority. Funding will be provided through interim appropriations from the 7th Street Streetscape Improvements Project.	-	-	-
<b>46. Broadway Streetscape Plan</b> Continue resolution authority for one Civil Engineer to provide oversight and support for the Broadway Streetscape project. This position was approved during 2018-19 (C.F. 16-0020-S1). Funding will be provided through interim appropriations from the Broadway Streetscape Project.	-	-	-
<b>47. Zelzah Avenue Improvements Project</b> Continue resolution authority for one Civil Engineer to provide oversight and support for the Zelzah Avenue Improvements project. This position was approved during 2018-19 (C.F. 18-0624-S1). Funding will be provided through interim appropriations from the Zelzah Avenue Improvements Project.	-	-	-
<b>48. Street Improvement Projects</b> Continue funding and resolution authority for three positions consisting of one Civil Engineer and two Civil Engineering Associate IIIs to support the Street Improvement Projects in the Capital Improvement Expenditure Program. Add one-time funding in the Office and Administrative Account. Funding will be provided by the Proposition C Anti-Gridlock Transit Fund. Related costs consist of employee benefits. <i>SG: \$368,394 EX: \$2,250</i> <i>Related Costs: \$155,409</i>	370,644	-	526,053

---

**Mobility**


---

Program Changes	Direct Cost	Positions	Total Cost
<b>Changes in Salaries, Expense, Equipment, and Special</b>			
<b>Increased Services</b>			
<b>49. Support of Active Transportation Program Projects</b> Add nine-months funding and resolution authority for two Civil Engineering Associate IIs, subject to pay grade determination by the Office of the City Administrative Officer, Employee Relations Division, to provide grant writing, planning, design, and construction management for the Active Transportation Program projects in Cycles 1, 2, 3, and 4. Add one-time funding in the Contractual Services (\$200,000) and Office and Administrative (\$11,500) accounts. Funding is provided by the Proposition C Anti-Gridlock Transit Fund. Related costs consist of employee benefits. <i>SG: \$149,412 EX: \$211,500</i> <i>Related Costs: \$73,635</i>	360,912	-	434,547
<b>50. Stormwater Floodplain Management Plan</b> Add one-time funding in the Contractual Services Account to hire a consultant to identify opportunities and strategies to improve the City's score for the Floodplain Management Plan under the Federal Emergency Management Agency's National Flood Insurance Program/Community Rating System. Funding is provided by the Stormwater Pollution Abatement Fund. <i>EX: \$200,000</i>	200,000	-	200,000

## Mobility

Program Changes	Direct Cost	Positions	Total Cost
<b>Changes in Salaries, Expense, Equipment, and Special</b>			
<b>New Services</b>			
<b>51. Affordable Housing Sustainable Community Grant</b> Add nine-months funding and resolution authority for three positions consisting of one Civil Engineer and two Civil Engineering Associate IIs, subject to the pay grade determination of the Office of the City Administrative Officer, to oversee the delivery of the Affordable Housing Sustainable Communities (AHSC) Grant projects and to participate in the next round of AHSC Grant applications. Add one-time funding in the Office and Administrative Account. The position will be fully reimbursed by the Affordable Housing Sustainable Communities Grant. See related Department of Transportation, Housing and Community Investment Department, and Bureau of Street Lighting items. Related costs consist of employee benefits. <i>SG: \$230,721 EX: \$12,250</i> <i>Related Costs: \$112,510</i>	242,971	-	355,481
<b>52. Failed Streets Reconstruction</b> Add nine-months funding and resolution authority for six positions consisting of two Survey Party Chiefs I, two Land Surveying Assistants, and two Field Engineering Aides for two Failed Street Reconstruction survey crews. Add funding in the Office and Administrative (\$34,500) and Transportation Equipment (\$180,000) accounts. Funding is provided by the Street Damage Restoration Fund (\$321,727) and the Measure M Local Return Fund (\$312,727). See related Bureau of Street Services, Departments of Transportation and General Services items. Related costs consist of employee benefits. <i>SG: \$410,974 EX: \$34,500 EQ: \$180,000</i> <i>Related Costs: \$209,294</i>	625,474	-	834,768
<b>Other Changes or Adjustments</b>			
<b>53. Emergency Storm Drain Project Plan Check</b> Add funding and regular authority for one Civil Engineering Associate II, subject to pay grade determination by the Office of the City Administrative Officer, Employee Relations Division, to prepare and approve engineering plans and specifications for emergency storm drain projects and delete funding and regular authority for one Engineering Designer II to reflect the current operational needs. Related costs consist of employee benefits. <i>SG: (\$1,492)</i> <i>Related Costs: (\$466)</i>	(1,492)	-	(1,958)



**Mobility**

---

<b>TOTAL Mobility</b>	<b>2,020,003</b>	<b>-</b>
2018-19 Program Budget	15,386,179	54
Changes in Salaries, Expense, Equipment, and Special	2,020,003	-
<b>2019-20 PROGRAM BUDGET</b>	<b>17,406,182</b>	<b>54</b>

### Sidewalks and Complete Streets

Priority Outcome: Create a more livable and sustainable city

This program provides the following services: administration and management of the City's Sidewalk Repair Program and administration and management of the Complete Streets projects.

Program Changes	Direct Cost	Positions	Total Cost
<b>Changes in Salaries, Expense, Equipment, and Special</b>			
<b>Apportionment of Changes Applicable to Various Programs</b> Related costs consist of employee benefits. <i>SG: (\$1,858,192) EX: (\$26,250)</i> <i>Related Costs: (\$788,227)</i>	(1,884,442)	-	(2,672,669)
<b>Continuation of Services</b>			
<b>54. Sidewalk Repair Program</b> Continue funding and resolution authority for eight positions, consisting of one Civil Engineer, one Management Analyst, one Civil Engineering Associate II, two Civil Engineering Associate IIIs, one Geographic Information Systems Specialist, one Survey Party Chief I, and one Land Surveying Assistant to support the Sidewalk Repair Program. Continue one-time funding in the Office and Administrative Account. Funding is provided by the Sidewalk Repair Fund. Related costs consist of employee benefits. <i>SG: \$860,563 EX: \$6,000</i> <i>Related Costs: \$376,464</i>	866,563	-	1,243,027
<b>55. Complete Streets Program</b> Continue funding and resolution authority for six positions, consisting of one Principal Civil Engineer, one Senior Civil Engineer, one Civil Engineer, one Senior Management Analyst I, one Civil Engineering Associate II, and one Environmental Supervisor I to support the Complete Streets Program. Continue one-time funding in the Office and Administrative Account. Funding is provided by the Measure M Local Return Fund. See related Department of General Services, Bureaus of Contract Administration and Street Services, and Department of Transportation items. Related costs consist of employee benefits. <i>SG: \$793,651 EX: \$4,500</i> <i>Related Costs: \$328,536</i>	798,151	-	1,126,687

**Sidewalks and Complete Streets**

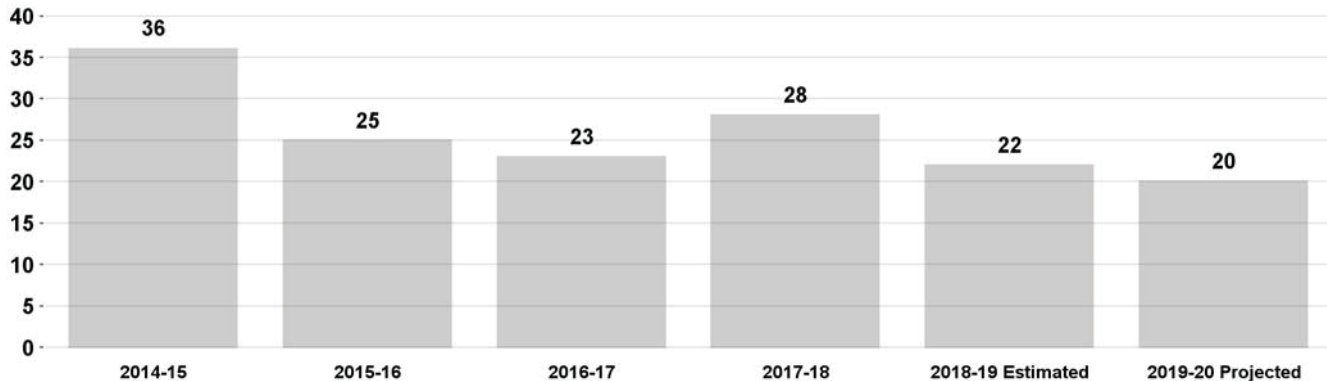
Program Changes	Direct Cost	Positions	Total Cost
<b>Changes in Salaries, Expense, Equipment, and Special</b>			
<b>Continuation of Services</b>			
<b>56. ADA Coordinator for Sidewalk Repair Program</b> Continue funding and resolution authority for one Senior Architect to serve as the Americans with Disabilities Act (ADA) Coordinator for the Pedestrian Right of Way for the City's Sidewalk Repair Program. Continue one-time funding in the Office and Administrative Account. Funding is provided by the Sidewalk Repair Fund. Related costs consist of employee benefits. <i>SG: \$151,596 EX: \$750</i> <i>Related Costs: \$60,776</i>	152,346	-	213,122
<b>57. Construction Management for Complete Streets</b> Continue funding and resolution authority for two positions consisting of one Civil Engineer and one Civil Engineering Associate II to provide construction management and delivery oversight, coordination, and reporting for the Complete Streets Program. Continue one-time funding in the Office and Administrative Account. Funding is provided by the Measure M Local Return Fund. Related costs consist of employee benefits. <i>SG: \$230,221 EX: \$1,500</i> <i>Related Costs: \$98,814</i>	231,721	-	330,535
<b>TOTAL Sidewalks and Complete Streets</b>	<b>164,339</b>	<b>-</b>	
2018-19 Program Budget	2,592,308	4	
Changes in Salaries, Expense, Equipment, and Special	164,339	-	
<b>2019-20 PROGRAM BUDGET</b>	<b>2,756,647</b>	<b>4</b>	

**Public Buildings and Open Spaces**

Priority Outcome: Create a more livable and sustainable city

This program provides design and construction services for new and existing public buildings and open spaces. This includes sustainable design; modern, historic, and renovation architectural services; interior space planning; landscape architecture; parks and recreational facility design and construction; and urban design.

**Number of Completed Building & Open Spaces Capital Projects**



Program Changes	Direct Cost	Positions	Total Cost
<b>Changes in Salaries, Expense, Equipment, and Special</b>			
<b>Apportionment of Changes Applicable to Various Programs</b>	(1,524,112)	-	(2,148,513)
Related costs consist of employee benefits.			
SG: (\$1,287,862) EX: (\$236,250)			
Related Costs: (\$624,401)			
<b>Continuation of Services</b>			
<b>58. City Hall East Electrical Upgrades</b>	144,732	-	203,136
Continue funding and resolution authority for one Building Electrical Engineer II to coordinate critical City Hall East building electrical upgrades. Continue one-time funding in the Office and Administrative Account. Related costs consist of employee benefits.			
SG: \$143,982 EX: \$750			
Related Costs: \$58,404			
<b>59. Electric Vehicle and Solar Power Engineering</b>	143,232	-	201,168
Continue funding and resolution authority for one Building Electrical Engineer II to perform electrical load studies, advise on electrical capacity issues, and review and approve project designs relative to proposed electric vehicle charging and solar power projects at City facilities. Continue one-time funding in the Office and Administrative Account. Related costs consist of employee benefits.			
SG: \$142,482 EX: \$750			
Related Costs: \$57,936			

## Public Buildings and Open Spaces

Program Changes	Direct Cost	Positions	Total Cost
<b>Changes in Salaries, Expense, Equipment, and Special</b>			
<b>Continuation of Services</b>			
<b>60. Los Angeles River Design and Project Management</b> Continue funding and resolution authority for three positions consisting of two Civil Engineers and one Civil Engineering Associate III to support the Los Angeles Riverworks capital projects implementation for Taylor Yard and three other predesign Los Angeles River projects and to interface with the U.S. Army Corps of Engineers. Add one-time funding in the Office and Administrative Account. Funding is provided by the Stormwater Pollution Abatement Fund (\$180,256) and the Sewer Construction and Maintenance Fund (\$180,256). Related costs consist of employee benefits. SG: \$358,262 EX: \$2,250 Related Costs: \$152,252	360,512	-	512,764
<b>61. Sixth Street Viaduct Engineering Projects</b> Continue resolution authority for one Senior Civil Engineer to perform project/construction management for the Sixth Street Viaduct Landscape Project and one Civil Engineer for project management of the Downtown LA Arts District Pedestrian and Cyclist Safety Project. These projects are in close proximity to the Sixth Street Bridge project. Funding will be provided through interim appropriations from various funding sources for the projects.	-	-	-
<b>62. Recreation and Parks Project Support</b> Continue resolution authority without funding for one Senior Civil Engineer for engineering project support for Department of Recreation and Parks projects. Funding for the position will be provided through interim appropriations from the Department of Recreation and Parks reimbursed by Quimby fees.	-	-	-
<b>63. Los Angeles Street Civic Building</b> Continue funding and resolution authority for seven positions, consisting of one Deputy City Engineer I, one Principal Engineer, one Senior Architect, one Civil Engineer, one Civil Engineering Associate III, one Senior Management Analyst I, and one Management Analyst to support the Los Angeles Street Civic Building project. Continue one-time funding in the Office and Administrative Account. Funding for the Principal Engineer, Senior Architect, Civil Engineer, and Civil Engineering Associate III and partial funding for the Senior Management Analyst I will be reimbursed by the Municipal Improvement Corporation of Los Angeles. Related costs consist of employee benefits. SG: \$972,647 EX: \$5,250 Related Costs: \$397,850	977,897	-	1,375,747

## Public Buildings and Open Spaces

Program Changes	Direct Cost	Positions	Total Cost
<b>Changes in Salaries, Expense, Equipment, and Special</b>			
<b>Continuation of Services</b>			
<b>64. Pio Pico Library Pocket Park</b> Continue funding and resolution authority for one Architect to support the Pio Pico Library Park project. Add one-time funding in the Office and Administrative Account. Related costs consist of employee benefits. <i>SG: \$120,204 EX: \$750</i> <i>Related Costs: \$50,995</i>	120,954	-	171,949
<b>65. City Homeless Facilities Services</b> Continue resolution authority for two positions consisting of one Senior Architect and one Architect to provide design and project management for capital projects involving new City facilities that provide services to the City's homeless population. Funding will be provided through interim appropriations from Proposition HHH.	-	-	-
<b>66. Bridge Home Program</b> Continue resolution authority for three positions consisting of one Civil Engineer, one Civil Engineering Associate III, and one Senior Management Analyst II to perform work related to the Crisis and Bridge Housing Program. Funding will be provided through interim appropriations from various funding sources for the projects.	-	-	-
<b>67. Potrero Canyon Park Project Support</b> Continue resolution authority for two positions consisting of one Civil Engineer and one Civil Engineering Associate II to manage construction on the Potrero Canyon Park project. Funding will be provided through interim appropriations from the Potrero Canyon Trust Fund.	-	-	-
<b>68. Asphalt Plant</b> Continue funding and resolution authority for one Civil Engineer to perform post-construction activities for the Asphalt Plant No. 1 (AP1) facility and support other projects once post-construction is completed on AP1. Continue one-time funding in the Office and Administrative Account. One Civil Engineering Associate II is not continued. The position will be reimbursed by the Municipal Improvement Corporation of Los Angeles and various funding sources for the projects. Related costs consist of employee benefits. <i>SG: \$121,821 EX: \$750</i> <i>Related Costs: \$51,498</i>	122,571	-	174,069

**Public Buildings and Open Spaces**

Program Changes	Direct Cost	Positions	Total Cost
<b>Changes in Salaries, Expense, Equipment, and Special</b>			
<b>Continuation of Services</b>			
69. <b>Fire Operations and Animal Shelter Project Support</b> Continue resolution authority for six positions consisting of one Principal Civil Engineer, one Senior Architect, one Architect, one Civil Engineer, one Civil Engineering Associate II, and one Building Mechanical Engineer I to oversee the Fire Operations Valley Bureau, the Fire Station 39, and the North Central Animal Shelter projects. One Senior Management Analyst I and one Secretary are not continued. Funding for these positions will be reimbursed through interim appropriations in the Construction Projects Reports.	-	-	-
70. <b>Construction Management Staffing</b> Continue resolution authority for two positions consisting of one Civil Engineer and one Civil Engineering Associate II to manage post-construction on the Department of Transportation maintenance facility project. Funding for the positions will be provided through interim appropriations from the project.	-	-	-
<b>Increased Services</b>			
71. <b>Electric Vehicle and Solar Power Engineering Support</b> Add resolution authority for one Electrical Engineering Associate II, subject to pay grade determination by the City Administrative Officer, Employee Relations Division, to manage the electrical vehicle charging and solar power projects at City facilities and provide project management for solar energy (photovoltaic) installations and Light Emitting Diodes lighting projects. Funding will be provided through interim appropriations.	-	-	-
<b>New Services</b>			
72. <b>Civic Center Master Plan Environmental Impact Study</b> Add nine-months funding and resolution authority for one Architect to complete the environmental impact study for the Civic Center Master Plan. Add one-time funding in the Office and Administrative Account. The position will be reimbursed by the Municipal Improvement Corporation of Los Angeles. Related costs consist of employee benefits. <i>SG: \$90,153 EX: \$750</i> <i>Related Costs: \$41,631</i>	90,903	-	132,534
<b>TOTAL Public Buildings and Open Spaces</b>	<b>436,689</b>	<b>-</b>	
2018-19 Program Budget	12,978,161	94	
Changes in Salaries, Expense, Equipment, and Special	436,689	-	
<b>2019-20 PROGRAM BUDGET</b>	<b>13,414,850</b>	<b>94</b>	

### General Administration and Support

---

This program provides management and administrative support functions including Bureau management and administration and other ancillary or support activities which cannot be attributed to an operating program.

Program Changes	Direct Cost	Positions	Total Cost
<b>Changes in Salaries, Expense, Equipment, and Special</b>			
<b>Apportionment of Changes Applicable to Various Programs</b> Related costs consist of employee benefits. <i>SG: \$233,690 SAN: (\$350,000) EX: (\$750)</i> <i>Related Costs: \$19,207</i>	(117,060)	(3)	(97,853)
<b>Continuation of Services</b>			
<b>73. Engineering Database Enhancement</b> Continue funding and resolution authority for one Data Base Architect to administer existing Bureau databases as well as assist in the Bureau's transition to cloud-based data storage. Continue one-time funding in the Office and Administrative Account. Partial funding is provided by the Sewer Construction and Maintenance Fund. Related costs consist of employee benefits. <i>SG: \$137,225 EX: \$751</i> <i>Related Costs: \$56,300</i>	137,976	-	194,276
<b>74. Workforce/Succession Planning</b> Continue one-time funding in the Salaries As-Needed Account to address succession planning needs by employing administrative and technical interns to prepare them for full-time employment with the City. Funding is provided by the Sewer Construction and Maintenance Fund. <i>SAN: \$350,000</i>	350,000	-	350,000
<b>Increased Services</b>			
<b>75. Executive Administrative Support</b> Add funding and resolution authority for one Executive Administrative Assistant II to support two Deputy City Engineers that oversee the Sidewalk, Complete Streets, and Civic Center Development programs. Add funding in the Office and Administrative Account. Related costs consist of employee benefits. <i>SG: \$85,150 EX: \$5,750</i> <i>Related Costs: \$40,072</i>	90,900	-	130,972



**General Administration and Support**

<b>Program Changes</b>	<b>Direct Cost</b>	<b>Positions</b>	<b>Total Cost</b>
<b>Changes in Salaries, Expense, Equipment, and Special</b>			
<b>Other Changes or Adjustments</b>			
76. <b>Accounting Clerk</b>	-	-	-
Add funding and regular authority for one Accounting Clerk to assist the Bureau's Purchasing Unit with processing purchasing order requests, account encumbrances, payment of vendor invoices, and reconciling accounts and fund balances. Delete funding and regular authority for one Senior Administrative Clerk to reflect the current needs of the Bureau. The salary cost difference will be absorbed by the Bureau.			
<b>TOTAL General Administration and Support</b>	<b>461,816</b>	<b>(3)</b>	
2018-19 Program Budget	9,502,058	74	
Changes in Salaries, Expense, Equipment, and Special	461,816	(3)	
<b>2019-20 PROGRAM BUDGET</b>	<b>9,963,874</b>	<b>71</b>	

**BUREAU OF ENGINEERING  
DETAIL OF CONTRACTUAL SERVICES ACCOUNT**

2017-18 Actual Expenditures	2018-19 Adopted Budget	2018-19 Estimated Expenditures	Program/Code/Description	2019-20 Contract Amount
<b>Clean Water Infrastructure - BF7803</b>				
\$ 8,466	\$ 34,000	\$ 34,000	1. Equipment lease and maintenance.....	\$ 34,000
-	9,000	9,000	2. Mailing services.....	9,000
28	171	-	3. Technical contract services.....	171
8,000	30,500	31,000	4. Computer maintenance and application support.....	30,500
9,409	12,500	13,000	5. Employee safety, facilities services, and security.....	12,500
9,557	10,500	10,000	6. Tigor title research.....	10,500
-	38,152	38,000	7. Property ownership records streamlining.....	38,152
<u>\$ 35,460</u>	<u>\$ 134,823</u>	<u>\$ 135,000</u>	<b>Clean Water Infrastructure Total</b>	<u>\$ 134,823</u>
<b>Development Services and Permits - BD7804</b>				
\$ -	\$ 2,000	\$ 2,000	8. County assessor.....	\$ 2,000
-	3,700	4,000	9. Underground service alert.....	3,700
10,171	12,000	12,000	10. Equipment lease and maintenance.....	12,000
17,664	3,000	3,000	11. Technical contract services.....	3,000
4,977	4,841	5,000	12. Computer maintenance and application support.....	4,841
6,284	5,600	5,000	13. Employee safety, facilities services, and security.....	5,600
3,500	3,500	4,000	14. Tigor title insurance.....	3,500
8,663	4,000	4,000	15. Property ownership records streamlining.....	4,000
<u>\$ 51,259</u>	<u>\$ 38,641</u>	<u>\$ 39,000</u>	<b>Development Services and Permits Total</b>	<u>\$ 38,641</u>
<b>Mobility - CA7805</b>				
\$ 5,269	\$ 10,000	\$ 10,000	16. Equipment lease and maintenance.....	\$ 7,000
-	1,200	1,000	17. Archeological surveys.....	1,200
3,005	4,300	5,000	18. Court reporting.....	3,300
55,000	8,000	8,000	19. Technical contract services.....	5,000
92,663	5,000	5,000	20. Computer maintenance and application support.....	3,000
462	1,666	2,000	21. Employee safety, facilities services, and security.....	1,666
2,381	5,000	5,000	22. Property ownership records streamlining.....	4,000
-	50,000	50,000	23. Great Streets initiative.....	50,000
-	40,000	40,000	24. Vision Zero manual and standards.....	-
-	-	-	25. Active Transportation Program consulting services.....	200,000
-	600,000	600,000	26. Stormwater Group Floodplain Management Plan (FMP) .....	200,000
<u>\$ 158,780</u>	<u>\$ 725,166</u>	<u>\$ 726,000</u>	<b>Mobility Total</b>	<u>\$ 475,166</u>
<b>Public Buildings and Open Spaces - FH7807</b>				
\$ 9,634	\$ 13,000	\$ 13,000	27. Archeological and technical services.....	\$ 8,000
192	6,500	7,000	28. Equipment lease and maintenance.....	4,500
847	6,500	6,000	29. Technical contract services.....	4,500
2,243	4,425	4,000	30. Computer maintenance and application support.....	3,425
1,133	1,500	2,000	31. Employee safety, facilities services, and security.....	1,500
2,000	2,000	2,000	32. Tigor title research.....	2,000
-	1,500	2,000	33. Property ownership records streamlining.....	1,500
-	-	200,000	34. Consulting services for Sylmar Fire Station study.....	-
-	200,000	1,706,000	35. Crisis and Bridge Housing services.....	-
<u>\$ 16,049</u>	<u>\$ 235,425</u>	<u>\$ 1,942,000</u>	<b>Public Buildings and Open Spaces Total</b>	<u>\$ 25,425</u>

**BUREAU OF ENGINEERING  
DETAIL OF CONTRACTUAL SERVICES ACCOUNT**

2017-18 Actual Expenditures	2018-19 Adopted Budget	2018-19 Estimated Expenditures	Program/Code/Description	2019-20 Contract Amount
<b>General Administration and Support - CA7850</b>				
\$ 411,098	\$ 349,623	\$ 350,000	36. Equipment lease and maintenance.....	\$ 349,622
-	1,390	1,000	37. Lab tests.....	1,390
15,654	14,495	15,000	38. CADD application support and training.....	14,495
214,506	213,900	214,000	39. CADD equipment maintenance.....	213,900
1,050	11,498	11,000	40. Microfilm storage.....	11,498
28,400	29,744	30,000	41. Software and peripherals.....	29,744
19,264	20,000	20,000	42. Facilities services and security.....	20,000
24,363	20,000	20,000	43. Safety Cal/OSHA related safety training.....	20,000
229,166	225,098	225,000	44. Bureau-wide electronic document control system - phase one.....	225,098
216,495	176,187	176,000	45. Bureau-wide electronic document control system - phase two.....	176,188
<u>\$ 1,159,996</u>	<u>\$ 1,061,935</u>	<u>\$ 1,062,000</u>	<b>General Administration and Support Total</b>	<u>\$ 1,061,935</u>
<u>\$ 1,421,544</u>	<u>\$ 2,195,990</u>	<u>\$ 3,904,000</u>	<b>TOTAL CONTRACTUAL SERVICES ACCOUNT</b>	<u>\$ 1,735,990</u>

**ENGINEERING - SEWER AND CONSTRUCTION MAINTENANCE FUND  
DETAIL OF CONTRACTUAL SERVICES ACCOUNT**

2017-18 Actual Expenditures	2018-19 Contract Amount	2018-19 Estimated Expenditures	Program/Code/Description	2019-20 Contract Amount
<b>Wastewater Facilities Engineering - BF7803</b>				
\$ 14,811	\$ 20,000	\$ 20,000	1. Telecommunications.....	\$ 20,000
148,641	200,713	201,000	2. CADD application support and training.....	201,000
137,745	186,000	186,000	3. CADD equipment maintenance.....	186,000
76,530	103,340	103,000	4. Miscellaneous equipment lease.....	103,000
117,263	158,343	158,000	5. Copier lease/maintenance.....	158,343
14,813	20,000	20,000	6. Safety/Cal OSHA Related Training.....	20,000
<u>\$ 509,803</u>	<u>\$ 688,396</u>	<u>\$ 688,000</u>	<b>Wastewater Facilities Engineering TOTAL</b>	<u>\$ 688,343</u>
<u>\$ 509,803</u>	<u>\$ 688,396</u>	<u>\$ 688,000</u>	<b>TOTAL ENGINEERING - SEWER CONSTRUCTION &amp; MAINTENANCE FUND CONTRACTUAL SERVICES ACCOUNT</b>	<u>\$ 688,343</u>

## Bureau of Engineering

Position Counts					2019-20 Salary Range and Annual Salary	
2018-19	Change	2019-20	Code	Title		
<u>GENERAL</u>						
<u>Regular Positions</u>						
11	-	11	1116	Secretary	2350	(49,068 - 73,685)
2	-	2	1117-2	Executive Administrative Assistant II	2827	(59,027 - 88,698)
1	-	1	1117-3	Executive Administrative Assistant III	3031	(63,287 - 95,066)
1	-	1	1170-2	Payroll Supervisor II	3248	(67,818 - 99,159)
6	-	6	1201	Principal Clerk	2650	(55,332 - 80,930)
4	1	5	1223	Accounting Clerk	2284	(47,689 - 71,618)
7	(1)	6	1358	Administrative Clerk	1752	(36,581 - 54,935)
40	(1)	39	1368	Senior Administrative Clerk	2162	(45,142 - 67,818)
4	-	4	1431-3	Programmer/Analyst III	3534	(73,789 - 110,851)
2	-	2	1431-4	Programmer/Analyst IV	3822	(79,803 - 119,913)
1	-	1	1431-5	Programmer/Analyst V	4119	(86,004 - 129,184)
1	(1)	-	1455-1	Systems Programmer I	4170(8)	(87,069 - 127,305)
-	1	1	1455-2	Systems Programmer II	4486	(93,667 - 136,931)
5	1	6	1539	Management Assistant	2390	(49,903 - 72,996)
11	-	11	1596	Systems Analyst	3360	(70,156 - 102,562)
5	-	5	1597-1	Senior Systems Analyst I	3974	(82,977 - 121,333)
2	-	2	1597-2	Senior Systems Analyst II	4917	(102,666 - 150,127)
1	-	1	1702-1	Emergency Management Coordinator I	3965	(82,789 - 121,020)
1	-	1	1727	Safety Engineer	4170	(87,069 - 127,305)
2	-	2	1943	Title Examiner	2707(2)	(56,522 - 82,643)
1	-	1	1947	Senior Title Examiner	3021	(63,078 - 92,206)
1	-	1	1949-2	Chief Real Estate Officer II	5736	(119,767 - 179,943)
3	-	3	1960-2	Real Estate Officer II	3756	(78,425 - 114,631)
3	-	3	1961	Senior Real Estate Officer	4081	(85,211 - 124,611)
1	-	1	2496	Community Affairs Advocate	4772	(99,639 - 149,688)
1	-	1	3162-1	Reprographics Operator I	1841	(38,440 - 57,754)
2	-	2	3162-2	Reprographics Operator II	2066	(43,138 - 64,811)
2	(1)	1	3163-1	Reprographics Supervisor I	2339	(48,838 - 71,388)
1	-	1	3342	Mechanical Construction Estimator	3527	(73,643 - 107,657)
2	-	2	3347	Senior Construction Estimator	3946	(82,392 - 120,456)
10	-	10	7207	Senior Civil Engineering Drafting Technician	2769	(57,816 - 84,543)
1	-	1	7208	Senior Architectural Drafting Technician	2769	(57,816 - 84,543)
1	-	1	7211	Geographic Information Systems Chief	4449	(92,895 - 135,782)
5	-	5	7212-2	Office Engineering Technician II	2429(8)	(50,717 - 74,144)

## Bureau of Engineering

Position Counts					2019-20 Salary Range and Annual Salary	
2018-19	Change	2019-20	Code	Title		
<u>GENERAL</u>						
<u>Regular Positions</u>						
4	-	4	7212-3	Office Engineering Technician III	2707	(56,522 - 82,643)
14	-	14	7213	Geographic Information Systems Specialist	3425	(71,514 - 104,587)
9	-	9	7214-1	Geographic Information Systems Supervisor I	3805	(79,448 - 116,155)
6	-	6	7214-2	Geographic Information Systems Supervisor II	4120	(86,025 - 125,760)
4	(2)	2	7217-1	Engineering Designer I	3360	(70,156 - 102,562)
8	(1)	7	7217-2	Engineering Designer II	3255	(67,964 - 99,347)
3	(1)	2	7219	Principal Civil Engineering Drafting Technician	3255	(67,964 - 99,347)
14	-	14	7228	Field Engineering Aide	2987(6)	(62,368 - 91,224)
1	-	1	7230-2	Control Systems Engineering Associate II	3453	(72,098 - 108,346)
2	-	2	7230-3	Control Systems Engineering Associate III	3845	(80,283 - 120,582)
1	-	1	7230-4	Control Systems Engineering Associate IV	4178	(87,236 - 131,063)
13	(1)	12	7232	Civil Engineering Drafting Technician	2486	(51,907 - 75,898)
39	-	39	7237	Civil Engineer	4542	(94,836 - 142,464)
1	-	1	7239-1	Geotechnical Engineer I	4421	(92,310 - 138,643)
2	-	2	7239-2	Geotechnical Engineer II	4802	(100,265 - 150,628)
1	-	1	7239-3	Geotechnical Engineer III	5191	(108,388 - 162,864)
1	-	1	7243	Control Systems Engineer	4178	(87,236 - 131,063)
81	4	85	7246-2	Civil Engineering Associate II	3453	(72,098 - 108,346)
70	-	70	7246-3	Civil Engineering Associate III	3845	(80,283 - 120,582)
14	-	14	7246-4	Civil Engineering Associate IV	4178	(87,236 - 131,063)
1	-	1	7253-2	Engineering Geologist Associate II	3453	(72,098 - 108,346)
3	-	3	7253-3	Engineering Geologist Associate III	3845	(80,283 - 120,582)
2	-	2	7255-1	Engineering Geologist I	4421	(92,310 - 138,643)
2	(1)	1	7255-2	Engineering Geologist II	4802	(100,265 - 150,628)
-	1	1	7255-3	Engineering Geologist III	5191	(108,388 - 162,864)
22	-	22	7283	Land Surveying Assistant	3255	(67,964 - 99,347)
18	-	18	7286-1	Survey Party Chief I	3635	(75,898 - 110,998)
6	-	6	7286-2	Survey Party Chief II	3916(8)	(81,766 - 119,496)
4	-	4	7287	Survey Supervisor	4382	(91,496 - 133,715)
2	-	2	7288	Senior Survey Supervisor	4980	(103,982 - 152,048)
2	-	2	7289	Senior Construction Engineer	4915	(102,625 - 154,115)
3	-	3	7304-1	Environmental Supervisor I	3845	(80,283 - 120,582)
3	-	3	7304-2	Environmental Supervisor II	4178	(87,236 - 131,063)
4	-	4	7310-2	Environmental Specialist II	3453	(72,098 - 108,346)

## Bureau of Engineering

Position Counts						
2018-19	Change	2019-20	Code	Title	2019-20 Salary Range and Annual Salary	
<u>GENERAL</u>						
<u>Regular Positions</u>						
2	-	2	7320	Environmental Affairs Officer	4739	(98,950 - 148,665)
3	-	3	7525-3	Electrical Engineering Associate III	3845	(80,283 - 120,582)
2	-	2	7525-4	Electrical Engineering Associate IV	4178	(87,236 - 131,063)
1	-	1	7543-1	Building Electrical Engineer I	4421	(92,310 - 138,643)
1	-	1	7543-2	Building Electrical Engineer II	4915	(102,625 - 154,115)
1	(1)	-	7554-2	Mechanical Engineering Associate II	3453	(72,098 - 108,346)
5	1	6	7554-3	Mechanical Engineering Associate III	3845	(80,283 - 120,582)
1	-	1	7554-4	Mechanical Engineering Associate IV	4178	(87,236 - 131,063)
4	-	4	7561-1	Building Mechanical Engineer I	4421	(92,310 - 138,643)
2	-	2	7871-2	Environmental Engineering Associate II	3453	(72,098 - 108,346)
9	-	9	7871-3	Environmental Engineering Associate III	3845	(80,283 - 120,582)
3	-	3	7871-4	Environmental Engineering Associate IV	4178	(87,236 - 131,063)
11	-	11	7872	Environmental Engineer	4178	(87,236 - 131,063)
4	-	4	7874	Senior Environmental Engineer	4915	(102,625 - 154,115)
2	-	2	7922	Architectural Drafting Technician	2486	(51,907 - 75,898)
11	-	11	7925	Architect	4178	(87,236 - 131,063)
4	1	5	7926-2	Architectural Associate II	3453	(72,098 - 108,346)
6	-	6	7926-3	Architectural Associate III	3845	(80,283 - 120,582)
3	-	3	7926-4	Architectural Associate IV	4178	(87,236 - 131,063)
2	-	2	7927	Senior Architect	4915	(102,625 - 154,115)
1	-	1	7928	Principal Architect	6251	(130,520 - 196,084)
2	-	2	7929-1	Landscape Architect I	4178	(87,236 - 131,063)
1	-	1	7929-2	Landscape Architect II	4421	(92,310 - 138,643)
1	-	1	7933-2	Landscape Architectural Associate II	3453	(72,098 - 108,346)
1	-	1	7933-3	Landscape Architectural Associate III	3845	(80,283 - 120,582)
1	(1)	-	7939	Planning Assistant	3021	(63,078 - 92,206)
8	-	8	7956	Structural Engineer	4421	(92,310 - 138,643)
3	(2)	1	7957-2	Structural Engineering Associate II	3453	(72,098 - 108,346)
12	2	14	7957-3	Structural Engineering Associate III	3845	(80,283 - 120,582)
1	-	1	7957-4	Structural Engineering Associate IV	4178	(87,236 - 131,063)
1	-	1	9168	Contract Administrator	5019	(104,796 - 157,435)
8	-	8	9171-1	Senior Management Analyst I	3969	(82,872 - 121,145)
4	-	4	9171-2	Senior Management Analyst II	4917	(102,666 - 150,127)
1	-	1	9182	Chief Management Analyst	5736	(119,767 - 179,943)
19	1	20	9184	Management Analyst	3360	(70,156 - 102,562)

## Bureau of Engineering

Position Counts

2018-19	Change	2019-20	Code	Title	2019-20 Salary Range and Annual Salary	
<u>GENERAL</u>						
<u>Regular Positions</u>						
1	-	1	9375	Director of Systems	5736	(119,767 - 179,943)
3	-	3	9425	Senior Structural Engineer	5191	(108,388 - 162,864)
15	-	15	9485	Senior Civil Engineer	4915	(102,625 - 154,115)
1	-	1	9486	Engineer of Surveys	5736	(119,767 - 179,943)
12	-	12	9489	Principal Civil Engineer	5736	(119,767 - 179,943)
4	-	4	9490-1	Deputy City Engineer I	6570	(137,181 - 206,043)
1	-	1	9490-2	Deputy City Engineer II	7323	(152,904 - 229,638)
1	-	1	9497	City Engineer		(308,418)
680	(1)	679				

AS NEEDED

To be Employed As Needed in Such Numbers as Required

1535-1	Administrative Intern I	1520(12)	(31,737 - 46,374)
1535-2	Administrative Intern II	1654(12)	(34,535 - 50,508)
1542	Project Assistant	2390	(49,903 - 72,996)
1937	Real Estate Trainee	2288	(47,773 - 69,864)
7203-1	Student Engineer I	1498(9)	(31,278 - 45,748)
7203-2	Student Engineer II	1581(9)	(33,011 - 48,274)
7203-3	Student Engineer III	1675(9)	(34,974 - 51,114)
7203-4	Student Engineer IV	2378(9)	(49,652 - 72,620)
7921-1	Student Architect I	1498(9)	(31,278 - 45,748)
7921-2	Student Architect II	1581(9)	(33,011 - 48,274)
7921-3	Student Architect III	1675(9)	(34,974 - 51,114)

HIRING HALL

Hiring Hall to be Employed As Needed in Such Numbers as Required

0895-A	Surveyor (Group I) - Hiring Hall	\$46.05/hr
--------	----------------------------------	------------

<u>Regular Positions</u>
<b>Total</b> <u>679</u>



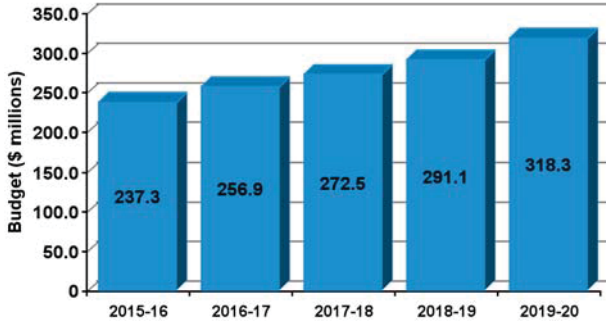
**THIS PAGE INTENTIONALLY LEFT BLANK**

# BUREAU OF SANITATION

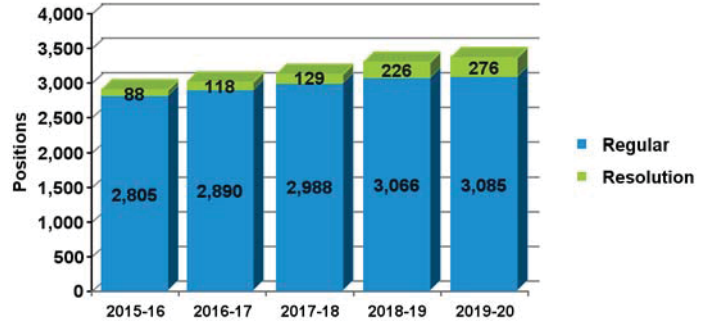
## 2019-20 Proposed Budget

### FIVE YEAR HISTORY OF BUDGET AND POSITION AUTHORITIES

FIVE YEAR BUDGET HISTORY



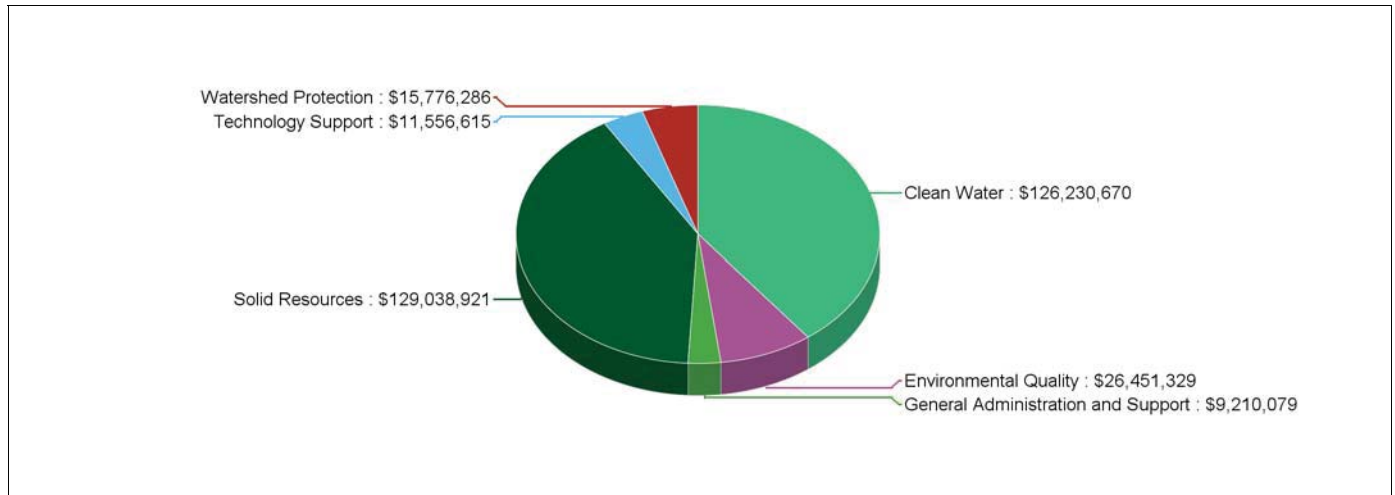
FIVE YEAR POSITION AUTHORITY HISTORY



### SUMMARY OF 2019-20 PROPOSED BUDGET CHANGES

	Total Budget			General Fund			Special Fund				
		Regular	Resolution		Regular	Resolution		Regular	Resolution		
<b>2018-19 Adopted</b>	\$291,092,865	3,066	226	\$22,019,093	7.6%	105	100	\$269,073,772	92.4%	2,961	126
<b>2019-20 Proposed</b>	\$318,263,900	3,085	276	\$26,508,441	8.3%	109	104	\$291,755,459	91.7%	2,976	172
<b>Change from Prior Year</b>	<b>\$27,171,035</b>	<b>19</b>	<b>50</b>	<b>\$4,489,348</b>		<b>4</b>	<b>4</b>	<b>\$22,681,687</b>		<b>15</b>	<b>46</b>

### 2019-20 FUNDING DISTRIBUTION BY PROGRAM



### MAIN BUDGET ITEMS

	Funding	Positions
* Citywide Exclusive Franchise System - Phase II	\$3,362,946	-
* Citywide Exclusive Franchise System - Phase III	\$1,766,227	-
* Citywide Exclusive Franchise System Support	\$3,192,702	-
* Five Clean Streets Los Angeles (CSLA) Teams	\$8,470,025	-
* Homeless Outreach Proactive Engagement (HOPE) Teams	\$5,457,126	-

## Recapitulation of Changes

	Adopted Budget 2018-19	Total Budget Changes	Total Budget 2019-20
<b>EXPENDITURES AND APPROPRIATIONS</b>			
<b>Salaries</b>			
Salaries General	256,771,994	26,386,342	283,158,336
Salaries, As-Needed	1,414,008	(72,358)	1,341,650
Overtime General	8,724,682	(552,926)	8,171,756
Hiring Hall Salaries	977,025	-	977,025
Benefits Hiring Hall	338,203	-	338,203
Total Salaries	<u>268,225,912</u>	<u>25,761,058</u>	<u>293,986,970</u>
<b>Expense</b>			
Printing and Binding	805,518	(200,000)	605,518
Travel	5,000	-	5,000
Construction Expense	111,994	-	111,994
Contractual Services	13,604,024	2,075,457	15,679,481
Field Equipment Expense	1,437,695	305,650	1,743,345
Transportation	250,612	-	250,612
Uniforms	601,661	(3,000)	598,661
Office and Administrative	1,331,202	(657,100)	674,102
Operating Supplies	4,488,343	(15,126)	4,473,217
Total Expense	<u>22,636,049</u>	<u>1,505,881</u>	<u>24,141,930</u>
<b>Equipment</b>			
Furniture, Office, and Technical Equipment	230,904	(230,904)	-
Other Operating Equipment	-	135,000	135,000
Total Equipment	<u>230,904</u>	<u>(95,904)</u>	<u>135,000</u>
<b>Total Bureau of Sanitation</b>	<b><u>291,092,865</u></b>	<b><u>27,171,035</u></b>	<b><u>318,263,900</u></b>

## Recapitulation of Changes

	Adopted Budget 2018-19	Total Budget Changes	Total Budget 2019-20
<b>SOURCES OF FUNDS</b>			
General Fund	22,019,093	4,489,348	26,508,441
Solid Waste Resources Revenue Fund (Sch. 2)	103,343,607	6,525,121	109,868,728
Stormwater Pollution Abatement Fund (Sch. 7)	13,511,470	453,141	13,964,611
Measure W Local Return Fund (Sch. 7)	-	1,613,008	1,613,008
Sewer Operations & Maintenance Fund (Sch. 14)	124,955,566	10,821,668	135,777,234
Sewer Capital Fund (Sch. 14)	3,285,396	269,776	3,555,172
Los Angeles Regional Agency Trust Fund (Sch. 29)	100,043	7,265	107,308
Used Oil Collection Trust Fund (Sch. 29)	573,642	24,162	597,804
Citywide Recycling Trust Fund (Sch. 32)	15,523,341	2,756,220	18,279,561
Household Hazardous Waste Fund (Sch. 39)	2,940,714	18,338	2,959,052
Central Recycling Transfer Station Fund (Sch. 45)	1,129,278	58,833	1,188,111
Multi-Family Bulky Item Fee Fund (Sch. 50)	3,710,715	134,155	3,844,870
<b>Total Funds</b>	<b>291,092,865</b>	<b>27,171,035</b>	<b>318,263,900</b>
Percentage Change			9.33%
Positions	3,066	19	3,085

### Changes Applicable to Various Programs

The following changes involve two or more budgetary programs. These changes are explained below and apportioned as single entries in the affected programs. Single-program changes are shown only in the programs involved.

Program Changes	Direct Cost	Positions	Total Cost
<b>Changes in Salaries, Expense, Equipment, and Special</b>			
<b>Obligatory Changes</b>			
1. <b>2018-19 Employee Compensation Adjustment</b> Related costs consist of employee benefits. <i>SG: \$13,843,926</i> <i>Related Costs: \$4,313,768</i>	13,843,926	-	18,157,694
2. <b>2019-20 Employee Compensation Adjustment</b> Related costs consist of employee benefits. <i>SG: \$4,350,620</i> <i>Related Costs: \$1,355,652</i>	4,350,620	-	5,706,272
3. <b>Change in Number of Working Days</b> Increase funding to reflect two additional working days. Related costs consist of employee benefits. <i>SG: \$1,977,868</i> <i>Related Costs: \$586,635</i>	1,977,868	-	2,564,503
4. <b>Full Funding for Partially Financed Positions</b> Related costs consist of employee benefits. <i>SG: \$2,917,455</i> <i>Related Costs: \$865,317</i>	2,917,455	-	3,782,772
5. <b>Salary Step and Turnover Effect</b> Related costs consist of employee benefits. <i>SG: (\$3,334,988)</i> <i>Related Costs: (\$989,157)</i>	(3,334,988)	-	(4,324,145)
<b>Deletion of One-Time Services</b>			
6. <b>Deletion of One-Time Equipment Funding</b> Delete one-time funding for equipment purchases. <i>EQ: (\$230,904)</i>	(230,904)	-	(230,904)
7. <b>Deletion of One-Time Expense Funding</b> Delete one-time Salaries, As-Needed, Overtime, and expense funding. <i>SAN: (\$200,000) SOT: (\$1,052,926) EX: (\$7,445,750)</i>	(8,698,676)	-	(8,698,676)

Program Changes	Direct Cost	Positions	Total Cost
-----------------	-------------	-----------	------------

**Changes in Salaries, Expense, Equipment, and Special**

**Deletion of One-Time Services**

<b>8. Deletion of Funding for Resolution Authorities</b>	(14,247,658)	-	(20,274,859)
--	--------------	---	--------------

Delete funding for 226 resolution authority positions. Resolution authorities are reviewed annually and continued only if sufficient funding is available to maintain the current service level. Related costs consist of employee benefits.

218 positions are continued:

- Enhanced Watershed Management Program (Two positions)
- Watershed Protection Grants Program (Two positions)
- Low Impact Development Plan Check Services (Seven positions)
- Watershed Protection Division (Five positions)
- San Fernando Valley Groundwater Recharge System (Two positions)
- Hyperion Water Recycling Division (Eight positions)
- LAWA Landside Access Modernization Program (One position)
- Clean Water North Collection Division (Three positions)
- Citywide Exclusive Franchise System - Phase II (36 positions)
- Citywide Exclusive Franchise System - Phase III (19 positions)
- Non-Curbside Recycling Program Support (One position)
- Los Angeles International Airport Recycling Program (Two positions)
- Multi-Family Bulky Item Program - Phase II (Seven positions)
- Residential Organics and Recycling (ROAR) Program (Four positions)
- Solid Resources Clerical Support (Four positions)
- Clean Up Green Up Program (One position)
- Five Clean Streets Los Angeles (CSLA) Teams (53 positions)
- Homeless Outreach Proactive Engagement (HOPE) Teams (43 positions)
- Livability Services Division (Three positions)
- External Affairs Manager (One position)
- Data Management Coordinator (One position)
- Governmental Affairs Support (One position)
- Marketing and Public Outreach Program (One position)
- Clean and Green Community Program Support (One position)
- Data Intelligence (10 positions)

Eight positions are not continued:

- Watershed Protection Division (Eight positions)

*SG: (\$14,247,658)*

*Related Costs: (\$6,027,201)*

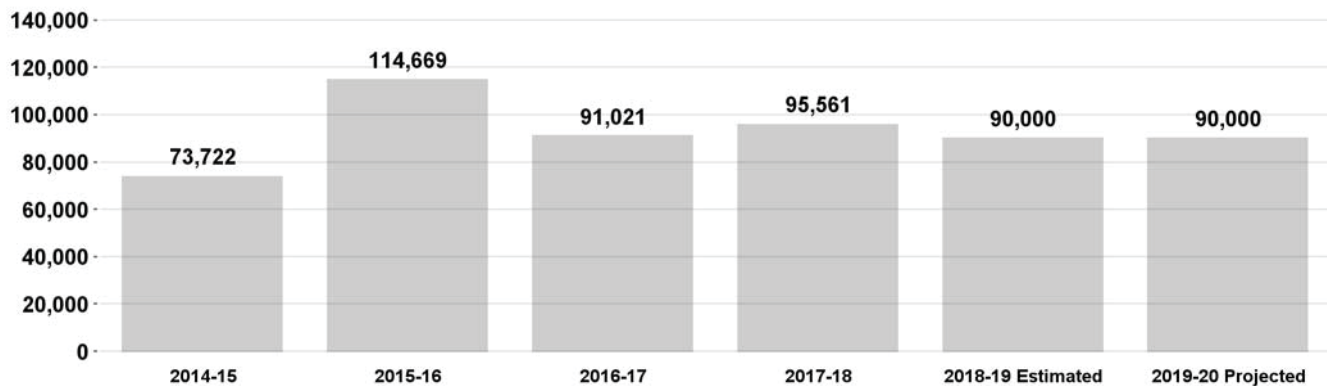
Program Changes	Direct Cost	Positions	Total Cost
<b>Changes in Salaries, Expense, Equipment, and Special</b>			
<b>Other Changes or Adjustments</b>			
<b>9. Various Position Authority Adjustments</b> Add funding and regular authority for four positions consisting of one Programmer Analyst I, subject to pay grade determination from the Office of the City Administrative Officer's Employee Relations Division, one Senior Painter, one Irrigation Specialist, and one Environmental Engineering Associate II and delete funding and regular authority for four positions consisting of one Systems Aide, one Power Shovel Operator, one Gardener Caretaker, and one Environmental Specialist I to reflect the operational needs of the Bureau. There will be no change to the level of service provided nor to the overall funding provided to the Bureau.	-	-	-
<b>10. Funding Realignment</b> Transfer positions and funding between budgetary programs to reflect the Bureau's current organizational structure. There will be no change to the level of service provided nor to the overall funding provided to the Bureau.	-	-	-
<b>11. Hiring Hall Authority</b> Add hiring hall employment authority for the Air Conditioning Mechanic, Carpenter, Carpenter Apprentice, City Craft Assistant, Painter, Pipefitter III, Cement Finisher II, Operating Engineer, Masonry Worker, Plumber II, Equipment Operator, and Wastewater Treatment Electrician classifications to the Departmental Personnel Ordinance to provide as-needed services to the Clean Water and Solid Resources programs. There will be no change to the level of service provided nor to the overall funding provided to the Bureau.	-	-	-
<b>12. Funding Realignment for Bureauwide Support Positions</b> Realign funding to reflect the current funding distribution for positions within the Technology and General Administration and Support programs. These positions provide Bureauwide systems and administrative support and the realignment of funding will increase the funding distribution for the Solid Waste Resources Revenue Fund from 46 percent to 47 percent and reduce the funding distribution for the Sewer Construction and Maintenance Fund from 48 percent to 47 percent. The funding distribution for the Stormwater Pollution Abatement Fund will remain at six percent. There will be no change to the level of service provided nor to the overall funding provided to the Bureau.	-	-	-
<b>TOTAL CHANGES APPLICABLE TO VARIOUS PROGRAMS</b>	<u><b>(3,422,357)</b></u>	<u><b>-</b></u>	<u><b>-</b></u>

**Watershed Protection**

Priority Outcome: Create a more livable and sustainable city

This program is the lead division responsible for managing flood control protection and stormwater pollution abatement programs for the City. This is accomplished through development and implementation of projects to comply with public health and stormwater regulatory requirements. This program is charged with this responsibility under the legal mandate of the Federal Clean Water Act. Each county and municipality throughout the nation is issued a National Pollutant Discharge Elimination System (NPDES) Municipal Stormwater Permit, which regulates the treatment and abatement of stormwater discharges from large municipal storm drain systems. The NPDES Permit also enforces Total Maximum Daily Loads (TMDL) requirements, which limit the maximum amount of a pollutant that a water body can receive and still meet water quality standards.

**Number of Catch Basins Cleaned**



Program Changes	Direct Cost	Positions	Total Cost
<b>Changes in Salaries, Expense, Equipment, and Special</b>			
<b>Apportionment of Changes Applicable to Various Programs</b>	1,228,522	(1)	1,600,994
Related costs consist of employee benefits.			
SG: \$1,773,876 SAN: (\$4,010) SOT: (\$500,000)			
EX: (\$32,000) EQ: (\$9,344)			
Related Costs: \$372,472			
<b>Continuation of Services</b>			
<b>13. Enhanced Watershed Management Program</b>	174,916	-	256,498
Continue funding and resolution authority for two Environmental Engineering Associate IIs to support the Total Maximum Daily Loads Implementation Section. These positions will implement the Enhanced Watershed Management Plans, which are collaborative approaches between the various agencies and municipalities within a watershed to reduce pollutant levels in stormwater through Best Management Practices. Funding is provided by the Measure W Local Return Fund and partially reimbursable from cost sharing agreements with partner agencies in the watershed. Related costs consist of employee benefits.			
SG: \$174,916			
Related Costs: \$81,582			



### Watershed Protection

Program Changes	Direct Cost	Positions	Total Cost
<b>Changes in Salaries, Expense, Equipment, and Special</b>			
<b>Continuation of Services</b>			
<b>14. Watershed Protection Grants Program</b> Continue funding and resolution authority for two positions consisting of one Environmental Engineering Associate II and one Environmental Engineering Associate III to support the Watershed Protection Grants Program. In November 2014, voters approved the State Proposition 1, Water Bond, which provides \$7.1 billion in grant funding for water quality, supply, treatment, and storage projects. These positions prepare grant applications, coordinate with grant agencies, prepare status reports, prepare cost reports for grant reimbursements, prepare project completion reports, and identify additional grant opportunities. Funding is provided by the Stormwater Pollution Abatement Fund and fully reimbursable from grant funds. Related costs consist of employee benefits. <i>SG: \$190,744</i> <i>Related Costs: \$86,514</i>	190,744	-	277,258
<b>15. Low Impact Development Plan Check Services</b> Continue funding and resolution authority for seven positions consisting of one Civil Engineer, two Civil Engineering Associate IIs, three Environmental Engineering Associate IIs, and one Environmental Engineering Associate III to provide plan check services. The Low Impact Development program mitigates stormwater runoff and improves water quality by requiring development and redevelopment projects to use on-site measures to capture, infiltrate, and reuse rainwater when feasible. Funding is provided by the Stormwater Pollution Abatement Fund and will be reimbursed from permit fees. Related costs consist of employee benefits. <i>SG: \$656,919</i> <i>Related Costs: \$299,469</i>	656,919	-	956,388
<b>16. Watershed Protection Division</b> Continue resolution authority for five positions consisting of one Civil Engineering Associate IV, two Senior Environmental Engineers, and two Environmental Engineering Associate IIs within the Watershed Protection Division. These positions provide support for the implementation of Total Maximum Daily Loads (TMDL) requirements, projects funded by the Proposition O Bond Program, and Stormwater Permit compliance. These positions are front-funded by Stormwater Pollution Abatement Fund salary savings until a salary appropriation from Proposition O is provided through an interim funding report. Eight positions consisting of two Environmental Engineers, one Environmental Specialist III, three Environmental Engineering Associate IIs, one Environmental Engineering Associate III, and one Environmental Engineering Associate IV are not continued.	-	-	-

### Watershed Protection

Program Changes	Direct Cost	Positions	Total Cost
<b>Changes in Salaries, Expense, Equipment, and Special</b>			
<b>Increased Services</b>			
<b>17. Laboratory Supplies and Equipment</b> Add funding in the Operating Supplies Account for laboratory supplies and equipment and regulatory fees. Funding is provided by the Stormwater Pollution Abatement Fund. <i>EX: \$262,270</i>	262,270	-	262,270
<b>18. Stormwater Pump Replacements</b> Add one-time funding in the Other Operating Equipment Account to replace seven low-flow stormwater pumps. Each pump services 90,000 catch basins and these pumps have exceeded their useful life. Funding is provided by the Stormwater Pollution Abatement Fund. <i>EQ: \$135,000</i>	135,000	-	135,000
<b>19. Santa Monica Bay and Ballona Creek EWMP</b> Add funding and resolution authority for one Environmental Engineer to implement the Enhanced Watershed Management Plan (EWMP) for the Santa Monica Bay, Ballona Creek, and Marina Del Rey Watersheds. This position was initially approved by Council to develop and implement Proposition O projects (C.F. 04-1034-S3). As the Proposition O Program winds down, this position will transition to the implementation of the EWMPs. Funding is provided by the Measure W Local Return Fund. Related costs consist of employee benefits. <i>SG: \$125,493</i> <i>Related Costs: \$52,643</i>	125,493	-	178,136
<b>20. Facility Process Engineering Support</b> Add funding and resolution authority for three positions consisting of two Environmental Engineering Associate IIs and one Environmental Specialist I, subject to pay grade determination by the Office of the City Administrative Officer, Employee Relations Division. These positions will transition from their current work on Proposition O projects to providing engineering support to Green Infrastructure projects within the Upper Los Angeles River Enhanced Watershed Management Plan. Funding is provided by the Measure W Local Return Fund. Related costs consist of employee benefits. <i>SG: \$261,290</i> <i>Related Costs: \$122,035</i>	261,290	-	383,325

**Watershed Protection**

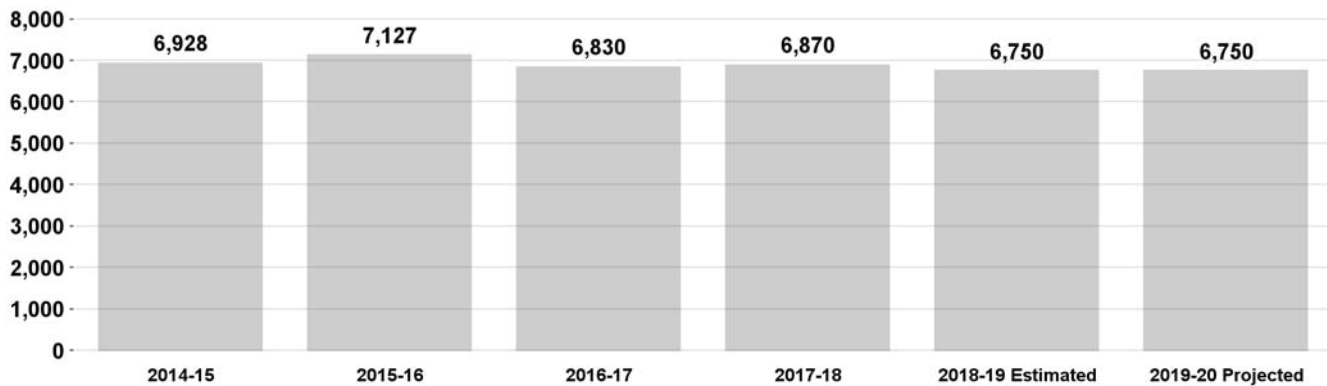
<b>Program Changes</b>	<b>Direct Cost</b>	<b>Positions</b>	<b>Total Cost</b>
<b>Changes in Salaries, Expense, Equipment, and Special</b>			
<b>Efficiencies to Services</b>			
<b>21. Watershed Protection Salary Adjustment</b> Reduce funding in the Salaries General Account to generate one-time savings in the Stormwater Pollution Abatement Fund and add one-time funding in the Overtime General Account to address peak workload periods. The savings are consistent with vacancies in the Watershed Protection program less salary savings requirements. There will be no impact to current service levels. Related costs consist of employee benefits. SG: (\$1,403,371) SOT: \$500,000	(903,371)	-	(903,371)
<b>22. Measure W Funding Realignment</b> Realign funding for 14 Maintenance Laborers and funding in the Contractual Services Account (\$300,000) from the Stormwater Pollution Abatement Fund to the Measure W Local Return Fund. These positions maintain completed Proposition O project. Contractual services funding is used to employ participants from job-skill training programs to perform a portion of the work. There will be no change to the level of services provided nor to the overall funding provided to the Bureau.	-	-	-
<b>TOTAL Watershed Protection</b>	<b>2,131,783</b>	<b>(1)</b>	
2018-19 Program Budget	13,644,503	175	
Changes in Salaries, Expense, Equipment, and Special	2,131,783	(1)	
<b>2019-20 PROGRAM BUDGET</b>	<b>15,776,286</b>	<b>174</b>	

**Clean Water**

Priority Outcome: Create a more livable and sustainable city

This program is comprised of wastewater collection, conveyance, treatment, and disposal. The City's wastewater system serves over 4 million people with approximately 6,700 miles of pipeline. The Hyperion Water Reclamation Plant and Terminal Island Water Reclamation Plant (TIWRP) process 370 million gallons of flow per day (MGD) providing full secondary treatment. TIWRP performs additional tertiary treatment resulting in Class A biosolids products that are beneficially land-applied at a Bureau-owned Kern County farm. The Donald C. Tillman and Los Angeles-Glendale Reclamation Plants process 75 MGD of wastewater to provide 16 MGD of specially treated reclaimed water used by a number of contract users.

**Sewer Miles Cleaned**



Program Changes	Direct Cost	Positions	Total Cost
<b>Changes in Salaries, Expense, Equipment, and Special</b>			
<b>Apportionment of Changes Applicable to Various Programs</b>	8,272,048	1	10,783,798
Related costs consist of employee benefits.			
SG: \$8,305,410 SAN: (\$33,362)			
Related Costs: \$2,511,750			
<b>Continuation of Services</b>			
<b>23. San Fernando Valley Groundwater Recharge System</b>	266,243	-	376,282
Continue funding and resolution authority for two positions consisting of one Sanitation Wastewater Manager II and one Environmental Engineer to support the San Fernando Valley Groundwater Recharge System Advanced Water Purification Facility (GRS AWPF). The GRS AWPF is a \$420-million capital project at the Donald C. Tillman Water Reclamation Plant that will produce and provide 31 million gallons per day of recycled water to the Hansen and Pacoima Spreading Grounds. These positions oversee the pilot study to determine the most effective technology to meet the regulatory approvals for groundwater recharge, prepare the Environmental Impact Report, obtain the regulatory approvals and permits, coordinate design and construction activities so they do not interfere with existing plant operations and maintenance activities, and perform public outreach to the community and stakeholders. Funding is provided by the Sewer Construction and Maintenance Fund. Related costs consist of employee benefits.			
SG: \$266,243			
Related Costs: \$110,039			

## Clean Water

Program Changes	Direct Cost	Positions	Total Cost
<b>Changes in Salaries, Expense, Equipment, and Special</b>			
<b>Continuation of Services</b>			
<p><b>24. Hyperion Water Recycling Division</b></p> <p>Continue funding and resolution authority for eight positions consisting of one Principal Environmental Engineer, one Senior Environmental Engineer, two Environmental Engineers, two Environmental Engineering Associate IIIs, and two Environmental Engineering Associate IIs to implement water recycling projects at the Hyperion Water Reclamation Plant (HWRP). These positions oversee the design and construction of an Advanced Water Purification Facility at the HWRP that will produce 1.5 million gallons per day of recycled water that will primarily be distributed to the Los Angeles World Airports. Funding is provided by the Sewer Construction and Maintenance Fund. Related costs consist of employee benefits.</p> <p><i>SG: \$945,544</i></p> <p><i>Related Costs: \$402,944</i></p>	945,544	-	1,348,488
<p><b>25. LAWA Landside Access Modernization Program</b></p> <p>Continue funding and resolution authority for one Environmental Engineer to support the Los Angeles World Airports (LAWA) Landside Access Modernization Program (LAMP). This position reviews, approves, and issues environmental permits for new facilities and improvements that require connection to the City's sewer system and all handling and disposal of construction and demolition debris. In addition, this position ensures that LAMP projects comply with the City's Zero Waste Policy and provides technical support and services to LAWA. Funding is provided by the Sewer Construction and Maintenance Fund and is fully reimbursable by the Department of Airports. See related Fire and Planning Departments and Bureaus of Street Lighting and Street Services items. Related costs consist of employee benefits.</p> <p><i>SG: \$119,671</i></p> <p><i>Related Costs: \$50,829</i></p>	119,671	-	170,500
<p><b>26. Clean Water North Collection Division</b></p> <p>Continue funding and resolution authority for three positions consisting of one Sanitation Wastewater Manager III, one Sanitation Wastewater Manager II, and one Sanitation Wastewater Manager I to staff the new Clean Water North Collection Division. Funding is provided by the Sewer Construction and Maintenance Fund. Related costs consist of employee benefits.</p> <p><i>SG: \$430,885</i></p> <p><i>Related Costs: \$174,881</i></p>	430,885	-	605,766

## Clean Water

Program Changes	Direct Cost	Positions	Total Cost
<b>Changes in Salaries, Expense, Equipment, and Special</b>			
<b>Increased Services</b>			
<p><b>27. Terminal Island Safety Program</b></p> <p>Add nine-months funding and regular authority for one Safety Engineering Associate II to provide the Terminal Island Water Reclamation Plant with a designated safety professional to investigate complaints of unsafe working conditions, train employees on proper work techniques and handling of chemicals, and proactively identify safety hazards at the plant. Funding is provided by the Sewer Construction and Maintenance Fund. Related costs consist of employee benefits.</p> <p><i>SG: \$72,167</i></p> <p><i>Related Costs: \$36,026</i></p>	72,167	1	108,193
<p><b>28. Donald C. Tillman Clerical Support</b></p> <p>Add nine-months funding and regular authority for one Administrative Clerk to provide clerical support for the Donald C. Tillman Water Reclamation Plant. This position will input and maintain data for work orders, timekeeping, asset management, and purchasing requisitions. Funding is provided by the Sewer Construction and Maintenance Fund. Related costs consist of employee benefits.</p> <p><i>SG: \$35,491</i></p> <p><i>Related Costs: \$24,598</i></p>	35,491	1	60,089
<p><b>29. Environmental Monitoring Division Delivery Driver</b></p> <p>Add nine-months funding and regular authority for one Delivery Driver I, subject to pay grade determination by the Office of the City Administrative Officer, Employee Relations Division, to deliver laboratory samples between water reclamation plants and contract testing laboratories and to deliver laboratory chemicals and supplies from the warehouse to the Bureau's laboratories. Funding is provided by the Sewer Construction and Maintenance Fund. Related costs consist of employee benefits.</p> <p><i>SG: \$33,607</i></p> <p><i>Related Costs: \$24,011</i></p>	33,607	1	57,618

**Clean Water**

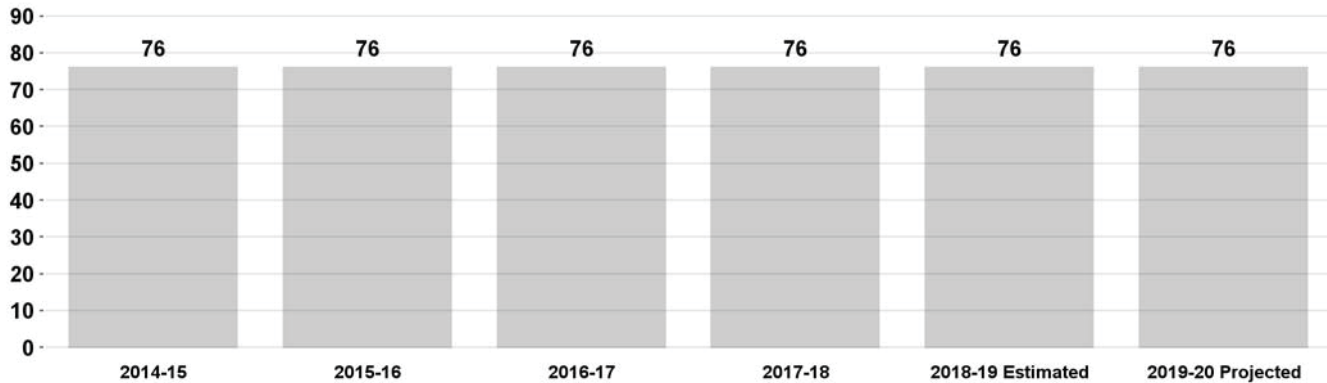
<b>Program Changes</b>	<b>Direct Cost</b>	<b>Positions</b>	<b>Total Cost</b>
<b>Changes in Salaries, Expense, Equipment, and Special</b>			
<b>New Services</b>			
<b>30. Wastewater Purchasing Officer</b> Add nine-months funding and regular authority for one Administrative Clerk to support the Bureau's new wastewater maintenance management system, Ellipse. This system is used to track maintenance activities and procure materials and replacement parts and equipment for the Bureau's wastewater treatment facilities and conveyance systems. This position will verify purchase orders, ensure materials were received and processed for payment, and investigate, research, and resolve purchasing related problems. Funding is provided by the Sewer Construction and Maintenance Fund. Related costs consist of employee benefits. <i>SG: \$35,491</i> <i>Related Costs: \$24,598</i>	35,491	1	60,089
<b>31. Commercial Cannabis Inspection Program</b> Add nine-months funding and regular authority for two positions consisting of one Environmental Engineering Associate II and one Environmental Compliance Inspector to review, issue, and enforce permits for industrial wastewater discharged from an estimated 1,700 licensed commercial cannabis businesses within the City. Funding is provided by the Sewer Construction and Maintenance Fund. Related costs consist of employee benefits. <i>SG: \$126,237</i> <i>Related Costs: \$66,414</i>	126,237	2	192,651
<b>TOTAL Clean Water</b>	<b>10,337,384</b>	<b>7</b>	
2018-19 Program Budget	115,893,286	1,304	
Changes in Salaries, Expense, Equipment, and Special	10,337,384	7	
<b>2019-20 PROGRAM BUDGET</b>	<b>126,230,670</b>	<b>1,311</b>	

**Solid Resources**

Priority Outcome: Create a more livable and sustainable city

This program includes the collection, recycling, and disposal of solid waste, green waste, and other solid resources materials for single-family residences and small apartment complexes city-wide, and manages contracted recycling programs for apartments and commercial and industrial businesses. It provides for the proper recycling and disposal of household hazardous waste via Solvent, Automotives, Flammables, and Electronics (SAFE) Centers, bulky item pick-ups, and conducts the necessary planning and development of long-term alternatives to landfill disposal and for clean fuel programs related to solid waste.

**Citywide Landfill Diversion Rate (percentage)**



Program Changes	Direct Cost	Positions	Total Cost
<b>Changes in Salaries, Expense, Equipment, and Special</b>			
<b>Apportionment of Changes Applicable to Various Programs</b>	(1,258,477)	-	(2,132,272)
Related costs consist of employee benefits.			
SG: \$108,978 SAN: (\$34,986) SOT: (\$552,926)			
EX: (\$707,983) EQ: (\$71,560)			
Related Costs: (\$873,795)			
<b>Continuation of Services</b>			
<b>32. Citywide Exclusive Franchise System - Phase II</b>	3,362,946	-	4,898,244
Continue funding and resolution authority for 36 positions consisting of two Sanitation Solid Resources Manager Is, six Senior Environmental Compliance Inspectors, 12 Environmental Compliance Inspectors, one Environmental Engineer, one Environmental Engineering Associate III, one Systems Programmer II, one Programmer Analyst III, one Geographic Information Systems Specialist, two Senior Management Analyst Is, one Management Analyst, two Environmental Specialist IIIs, two Environmental Specialist IIs, two Senior Administrative Clerks, one Accounting Clerk, and one Secretary to implement the City's Exclusive Franchise System for Commercial and Multi-Family Solid Waste Collection (also known as RecyclA). These positions ensure that franchise haulers are complying with customer service and zero waste provisions set forth in the franchise agreements. Funding is provided by the Citywide Recycling Trust Fund. Related costs consist of employee benefits.			
SG: \$3,362,946			
Related Costs: \$1,535,298			



## Solid Resources

Program Changes	Direct Cost	Positions	Total Cost
<b>Changes in Salaries, Expense, Equipment, and Special</b>			
<b>Continuation of Services</b>			
<b>33. Citywide Exclusive Franchise System - Phase III</b> Continue funding and resolution authority for 19 positions consisting of 12 Environmental Compliance Inspectors, one Management Analyst, one Environmental Specialist II, one Senior Auditor, two Senior Administrative Clerks, and two Administrative Clerks to administer the City's Exclusive Franchise System for Commercial and Multi-Family Solid Waste Collection (also known as RecyclA). Continue one-time funding in the Printing and Binding (\$98,500), Transportation (\$94,000), Uniforms (\$15,000), Office and Administrative (\$21,800), and Operating Supplies (\$77,683) accounts. Funding is provided by the Citywide Recycling Trust Fund. Related costs consist of employee benefits. SG: \$1,459,244 EX: \$306,983 Related Costs: \$711,941	1,766,227	-	2,478,168
<b>34. Non-Curbside Recycling Program Support</b> Continue funding and resolution authority for one Environmental Engineering Associate II to manage the Used Oil Program. This program ensures compliance with State requirements and used oil grants and inspects, monitors, and provides technical assistance to over 200 State-certified used oil collection centers. Funding is provided by the Used Oil Collection Trust Fund. Related costs consist of employee benefits. SG: \$97,399 Related Costs: \$43,888	97,399	-	141,287
<b>35. Los Angeles International Airport Recycling Program</b> Continue funding and resolution authority for two Refuse Collection Truck Operator IIs to provide recyclables collection services to the Los Angeles International Airport. This service was previously performed by private haulers. Front-funding is provided by the Solid Waste Resources Revenue Fund and all costs will be reimbursed by the Department of Airports. Related costs consist of employee benefits. SG: \$144,705 Related Costs: \$72,168	144,705	-	216,873
<b>36. Multi-Family Bulky Item Program - Phase II</b> Continue funding and resolution authority for seven positions consisting of five Refuse Collection Truck Operator IIs and two Communications Information Representative IIs to implement the bulky item pickup program for approximately 140,000 multi-family residences of five or more units. Funding is provided by the Multi-Family Bulky Item Fee Fund. Related costs consist of employee benefits. SG: \$478,877 Related Costs: \$243,991	478,877	-	722,868

**Solid Resources**

Program Changes	Direct Cost	Positions	Total Cost
<b>Changes in Salaries, Expense, Equipment, and Special</b>			
<b>Continuation of Services</b>			
<b>37. Residential Organics and Recycling (ROAR) Program</b> Continue funding and resolution authority for four positions consisting of one Senior Environmental Engineer and three Environmental Engineering Associate IIs to support the Residential Organics and Recycling (ROAR) Program. These positions were initially approved by Council in 2006-07 to develop the Solid Waste Integrated Resources Plan (SWIRP), the City's long-term plan to achieve zero waste. As SWIRP has been developed, these positions will transition to the implementation of SWIRP, which includes establishing a residential organics recycling program. Funding is provided by the Solid Waste Resources Revenue Fund (\$240,903) and Citywide Recycling Trust Fund (\$194,797). Related costs consist of employee benefits. <i>SG: \$435,700</i> <i>Related Costs: \$189,920</i>	435,700	-	625,620
<b>38. Solid Resources Clerical Support</b> Continue funding and resolution authority for four Administrative Clerks to provide administrative and clerical support to the Solid Resources Program. Funding is provided by the Solid Waste Resources Revenue Fund. Related costs consist of employee benefits. <i>SG: \$198,497</i> <i>Related Costs: \$116,008</i>	198,497	-	314,505

**Solid Resources**

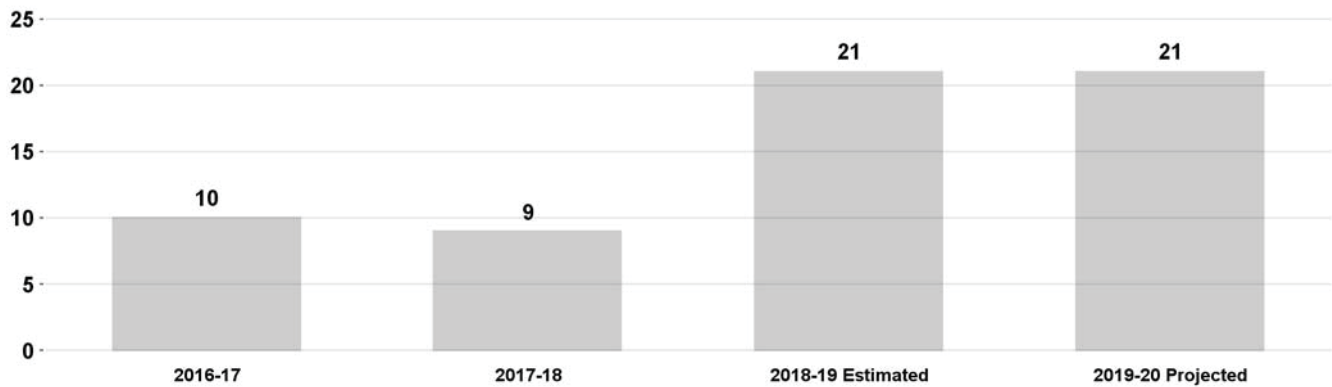
<b>Program Changes</b>	<b>Direct Cost</b>	<b>Positions</b>	<b>Total Cost</b>
<b>Changes in Salaries, Expense, Equipment, and Special</b>			
<b>Increased Services</b>			
<b>39. Field Safety and Training Program</b> Add nine-months funding and regular authority for four Refuse Crew Field Instructors to support the Solid Resources Field Safety and Training Program. These positions provide training for new employees on the proper use and operation of refuse collection vehicles and equipment and ensure that refuse collection personnel are using proper and safe collection methods and practices. Funding is provided by the Solid Waste Resources Revenue Fund. Related costs consist of employee benefits. <i>SG: \$246,791</i> <i>Related Costs: \$131,056</i>	246,791	4	377,847
<b>40. Brownfields Program Clerical Support</b> Add nine-months funding and resolution authority for one Administrative Clerk to provide clerical support to the Brownfields Program. This position will answer phone calls and respond to emails from the public, coordinate meetings and take minutes, prepare for outreach events and presentations, and distribute information materials. Funding is provided by the Citywide Recycling Trust Fund. Related costs consist of employee benefits. <i>SG: \$37,218</i> <i>Related Costs: \$25,136</i>	37,218	-	62,354
<b>41. Citywide Exclusive Franchise System Support</b> Add nine-months funding and resolution authority for 47 positions consisting of two Senior Environmental Compliance Inspectors, 14 Environmental Compliance Inspectors, 16 Communications Information Representative IIs, 11 Management Analysts, two Administrative Clerks, and two Senior Management Analyst Is, subject to pay grade determination by the Office of the City Administrative Officer, Employee Relations Division, to provide additional support for the administration of the City's Exclusive Franchise System for Commercial and Multi-Family Solid Waste Collection (also known as RecyclA). Add one-time funding in the Contractual Services Account for waste characterization studies to ensure that franchise haulers are meeting waste diversion goals as set forth in the Franchise Agreements. Funding is provided by the Citywide Recycling Trust Fund. Related costs consist of employee benefits. <i>SG: \$2,632,702 EX: \$560,000</i> <i>Related Costs: \$1,456,683</i>	3,192,702	-	4,649,385
<b>TOTAL Solid Resources</b>	<b>8,702,585</b>	<b>4</b>	
2018-19 Program Budget	120,336,336	1,342	
Changes in Salaries, Expense, Equipment, and Special	8,702,585	4	
<b>2019-20 PROGRAM BUDGET</b>	<b>129,038,921</b>	<b>1,346</b>	

**Environmental Quality**

Priority Outcome: Create a more livable and sustainable city

This program addresses emerging and existing environmental quality activities and programs that intersect with the Bureau's other core budgetary programs. This program includes the Bureau's Climate Change, Clean Streets Initiative, Clean Up Green Up, and Operation Healthy Street programs for the Skid Row and Venice areas. The General Fund is the major funding source for this program as this work has general citywide benefits and is not an eligible expenditure for the Bureau's various special funds.

**Average Number of Days to Close Out a Service Request**



Program Changes	Direct Cost	Positions	Total Cost
<b>Changes in Salaries, Expense, Equipment, and Special</b>			
<b>Apportionment of Changes Applicable to Various Programs</b>	(10,701,607)	-	(12,311,442)
Related costs consist of employee benefits.			
SG: (\$4,230,840) SAN: (\$200,000) EX: (\$6,120,767)			
EQ: (\$150,000)			
Related Costs: (\$1,609,835)			
<b>Continuation of Services</b>			
<b>42. Clean Up Green Up Program</b>	138,189	-	194,788
Continue funding and resolution authority for one Environmental Affairs Officer to support the Clean Up Green Up Program. This position will educate businesses and provide assistance to implement greener business practices that aim to reduce energy, water, and toxin use and increase the amount of waste diverted from landfills. Related costs consist of employee benefits.			
SG: \$138,189			
Related Costs: \$56,599			

**Environmental Quality**

Program Changes	Direct Cost	Positions	Total Cost
<b>Changes in Salaries, Expense, Equipment, and Special</b>			
<b>Continuation of Services</b>			
<b>43. Five Clean Streets Los Angeles (CSLA) Teams</b> Continue funding and resolution authority for 53 positions consisting of one Solid Resources Superintendent, five Refuse Collection Supervisors, two Senior Environmental Compliance Inspectors, 10 Environmental Compliance Inspectors, 15 Refuse Collection Truck Operator IIs, and 20 Maintenance Laborers to staff five Clean Streets Los Angeles (CSLA) Teams. These teams are deployed to A Bridge Home locations to remove abandoned waste from the public right-of-way and to clean homeless encampments. Continue one-time funding in the Salaries As-Needed (\$200,000), Contractual Services (\$2,830,327), Field Equipment Expense (\$936,012), Uniforms (\$74,550), Office and Administrative (\$12,000), and Operating Supplies (\$739,280) accounts. Related costs consist of employee benefits. SG: \$3,677,856 SAN: \$200,000 EX: \$4,592,169 Related Costs: \$1,863,587	8,470,025	-	10,333,612
<b>44. Homeless Outreach Proactive Engagement (HOPE) Teams</b> Continue funding and resolution authority for 43 positions consisting of two Chief Environmental Compliance Inspector Is, four Senior Environmental Compliance Inspectors, 18 Environmental Compliance Inspectors, nine Refuse Collection Truck Operator IIs, nine Maintenance Laborers, and one Public Relations Specialist II to staff nine Homeless Outreach Proactive Engagement (HOPE) Teams. The HOPE teams are responsible for keeping the City's sidewalks and other public areas safe, clean, sanitary, and accessible for public use by all individuals in accordance with Los Angeles Municipal Code Section 56.11. One team is deployed to each of the four Police Department Bureaus, one team is deployed to the Los Angeles River, and the remaining four teams are deployed to A Bridge Home focus areas. Continue one-time funding in the Contractual Services (\$1,340,532), Field Equipment Expense (\$479,015), Uniforms (\$20,700), Office and Administrative (\$10,000), and Operating Supplies (\$386,091) accounts. Related costs consist of employee benefits. SG: \$3,220,788 EX: \$2,236,338 Related Costs: \$1,585,775	5,457,126	-	7,042,901

### Environmental Quality

Program Changes	Direct Cost	Positions	Total Cost
<b>Changes in Salaries, Expense, Equipment, and Special</b>			
<b>Continuation of Services</b>			
<b>45. Livability Services Division</b> Continue funding and resolution authority for three positions consisting of one Sanitation Solid Resources Manager II, one Sanitation Solid Resources Manager I, and one Wastewater Collection Supervisor to staff the management team for the Livability Services Division. Related costs consist of employee benefits. <i>SG: \$411,097</i> <i>Related Costs: \$168,715</i>	411,097	-	579,812
<b>Increased Services</b>			
<b>46. Clean Streets Safety and Training Program</b> Add nine-months funding and regular authority for one Refuse Crew Field Instructor to conduct training on the proper and safe operation of refuse collection vehicles and equipment for new and existing employees in the Clean Streets Los Angeles (CSLA) Program. In addition, this position will proactively identify and correct work hazards and train employees on proper work techniques and field practices to prevent injuries. Related costs consist of employee benefits. <i>SG: \$61,062</i> <i>Related Costs: \$32,566</i>	61,062	1	93,628
<b>47. Clean Streets Administrative Support</b> Add nine-months funding and regular authority for two positions consisting of one Management Analyst and one Administrative Clerk to provide administrative and clerical support to the Clean Streets Los Angeles (CSLA) Program. The Management Analyst will prepare correspondences and monthly reports on CSLA expenditures and performance metrics, resolve personnel issues, and assist in processing invoices for hazardous waste disposal services. The Administrative Clerk will input CSLA reporting data into the Bureau's database, review field crew's daily paperwork and field reports, archive and document digital photos of service locations, record daily tonnage information, and schedule special requests for in-house services. Related costs consist of employee benefits. <i>SG: \$100,377</i> <i>Related Costs: \$58,355</i>	100,377	2	158,732

**Environmental Quality**

<b>Program Changes</b>	<b>Direct Cost</b>	<b>Positions</b>	<b>Total Cost</b>
<b>Changes in Salaries, Expense, Equipment, and Special</b>			
<b>Increased Services</b>			
<b>48. 10th HOPE Team</b> Add funding and resolution authority for four positions consisting of two Environmental Compliance Inspectors, one Refuse Collection Truck Operator II, and one Maintenance Laborer to staff the 10th Homeless Outreach Proactive Engagement (HOPE) Team. The HOPE teams are responsible for keeping the City's sidewalks and other public areas safe, clean, sanitary, and accessible for public use by all individuals in accordance with Los Angeles Municipal Code Section 56.11. This team will supplement the work of the existing nine teams and will be deployed to the highest need areas of the City. Add one-time funding in the Contractual Services (\$148,948), Field Equipment Expense (\$53,224), Uniforms (\$2,300), Office and Administrative (\$1,500), and Operating Supplies (\$42,899) accounts. Related costs consist of employee benefits. SG: \$279,707 EX: \$248,871 Related Costs: \$141,313	528,578	-	669,891
<b>TOTAL Environmental Quality</b>	<b>4,464,847</b>	<b>3</b>	
2018-19 Program Budget	21,986,482	105	
Changes in Salaries, Expense, Equipment, and Special	4,464,847	3	
<b>2019-20 PROGRAM BUDGET</b>	<b>26,451,329</b>	<b>108</b>	

### Technology Support

This program provides information technology and the technical management and support for all the automated systems. Systems are used in the stormwater, wastewater treatment and conveyance, solid resources programs, and for financial and administration support. Information technology includes management of over 2,200 personal computers, three data centers, and complex networks. The program includes management of over 60 applications ranging from Geographic Information Systems (GIS) and work order systems, service request systems used by the call center, industrial process control systems, and environmental and regulatory compliance systems.

Program Changes	Direct Cost	Positions	Total Cost
<b>Changes in Salaries, Expense, Equipment, and Special</b>			
<b>Apportionment of Changes Applicable to Various Programs</b> Related costs consist of employee benefits. <i>SG: \$407,946 EX: (\$585,000)</i> <i>Related Costs: \$127,330</i>	(177,054)	-	(49,724)
<b>Increased Services</b>			
<b>49. Systems Support for Franchise System</b> Add nine-months funding and resolution authority for two Systems Analysts to provide technical support to the various systems and applications used to administer the City's Exclusive Franchise System for Commercial and Multi-Family Solid Waste Collection (also known as RecyclA). These systems allow customers to request waste-related services from franchise haulers and allows Bureau staff to track each franchise hauler's compliance with contractual obligations. These two positions will support the customers and 100 Bureau users who rely on these systems. Funding is provided by the Citywide Recycling Trust Fund. Related costs consist of employee benefits. <i>SG: \$115,416</i> <i>Related Costs: \$63,042</i>	115,416	-	178,458
<b>50. Clean Streets Los Angeles Systems Support</b> Add nine-months funding and regular authority for one Systems Analyst to support the systems and applications used by the Clean Streets Los Angeles (CSLA) Program. These systems deploy resources, coordinate work, track progress, report performance metrics, and quantify results. Related costs consist of employee benefits. <i>SG: \$57,112</i> <i>Related Costs: \$31,335</i>	57,112	1	88,447



**Technology Support**

Program Changes	Direct Cost	Positions	Total Cost
<b>Changes in Salaries, Expense, Equipment, and Special</b>			
<b>Increased Services</b>			
<b>51. Applications Programmer</b> Add nine-months funding and regular authority for one Applications Programmer to support the Bureau's Administration and Financial Management Divisions. This position will support the Bureau's efforts to convert its paper forms to electronic forms, develop in-house mobile applications, implement collaboration tools, and support future projects to automate manual processes. This position is funded by the Sewer Construction and Maintenance Fund (\$22,638), Solid Waste Resources Revenue Fund (\$23,739), and Stormwater Pollution Abatement Fund (\$2,721). Related costs consist of employee benefits. SG: \$49,098 Related Costs: \$28,837	49,098	1	77,935
<b>52. Contractual Services</b> Add one-time funding in the Contractual Services Account for enhancements to the Bureau's Field Automation for Sanitation Trucks (FAST) application (\$325,000) and add ongoing funding in the Contractual Services Account for Call Center software maintenance (\$270,000) for the Geographic Information Systems (GIS) Enterprise Licensing Agreement with ESRI. Funding is provided by the Solid Waste Resources Revenue Fund (\$270,000) and Sewer Construction and Maintenance Fund (\$325,000). EX: \$595,000	595,000	-	595,000
<b>53. Offsite Backup Storage and Cloud Storage</b> Add funding in the Office and Administrative Account for offsite backup data storage and cloud storage for disaster recovery. Funding is provided by the Solid Waste Resources Revenue Fund (\$75,000) and Sewer Construction and Maintenance Fund (\$75,000). EX: \$150,000	150,000	-	150,000
<b>TOTAL Technology Support</b>	<b>789,572</b>	<b>2</b>	
2018-19 Program Budget	10,767,043	66	
Changes in Salaries, Expense, Equipment, and Special	789,572	2	
<b>2019-20 PROGRAM BUDGET</b>	<b>11,556,615</b>	<b>68</b>	

### General Administration and Support

This program provides for management and administrative support functions, including Bureau and division administration, planning, and administrative services. It is comprised of two divisions - Administration and Financial Management. The Administration Division is responsible for providing support for all divisions at worksites and centralized services in these areas: purchasing, payroll, personnel, and specific centralized expenses. The Financial Management Division provides services related to tracking and reporting of expenditures to various regulatory agencies for Sanitation's annual operating budget.

Program Changes	Direct Cost	Positions	Total Cost
<b>Changes in Salaries, Expense, Equipment, and Special</b>			
<b>Apportionment of Changes Applicable to Various Programs</b> Related costs consist of employee benefits. <i>SG: (\$858,147) SAN: \$72,358</i> <i>Related Costs: (\$422,908)</i>	(785,789)	-	(1,208,697)
<b>Continuation of Services</b>			
<b>54. External Affairs Manager</b> Continue funding and resolution authority for one Assistant Director Bureau of Sanitation currently overseeing the Bureau's external affairs activities. Funding is provided by the Sewer Construction and Maintenance Fund (\$89,627), Solid Waste Resources Revenue Fund (\$93,987), and Stormwater Pollution Abatement Fund (\$10,773). Related costs consist of employee benefits. <i>SG: \$194,387</i> <i>Related Costs: \$74,110</i>	194,387	-	268,497
<b>55. Data Management Coordinator</b> Continue funding and resolution authority for one Senior Management Analyst II currently serving as the Bureau's data management coordinator. Funding is provided by the Sewer Construction and Maintenance Fund (\$58,197), Solid Waste Resources Revenue Fund (\$61,029), and Stormwater Pollution Abatement Fund (\$6,996). Related costs consist of employee benefits. <i>SG: \$126,222</i> <i>Related Costs: \$52,870</i>	126,222	-	179,092
<b>56. Governmental Affairs Support</b> Continue funding and resolution authority for one Service Coordinator currently serving as a liaison to the Board of Public Works, Mayor's Office, Council offices, and community and environmental groups. Funding is provided by the Sewer Construction and Maintenance Fund (\$42,220), Solid Waste Resources Revenue Fund (\$44,274), and Stormwater Pollution Abatement Fund (\$5,075). Related costs consist of employee benefits. <i>SG: \$91,569</i> <i>Related Costs: \$42,072</i>	91,569	-	133,641

**General Administration and Support**

Program Changes	Direct Cost	Positions	Total Cost
<b>Changes in Salaries, Expense, Equipment, and Special</b>			
<b>Continuation of Services</b>			
<b>57. Marketing and Public Outreach Program</b> Continue funding and resolution authority for one Marketing Manager to develop, maintain, and implement the Bureau's marketing and outreach efforts. Funding is provided by the Sewer Construction and Maintenance Fund (\$68,518), Solid Waste Resources Revenue Fund (\$71,851), and Stormwater Pollution Abatement Fund (\$8,236). Related costs consist of employee benefits. <i>SG: \$148,605</i> <i>Related Costs: \$59,844</i>	148,605	-	208,449
<b>58. Clean and Green Community Program Support</b> Continue funding and resolution authority for one Project Assistant to support the Clean and Green Community Program by planning and organizing environmental programs to improve local quality of life. Funding is provided by the Sewer Construction and Maintenance Fund (\$26,234), Solid Waste Resources Revenue Fund (\$27,510), and Stormwater Pollution Abatement Fund (\$3,154). Related costs consist of employee benefits. <i>SG: \$56,898</i> <i>Related Costs: \$31,268</i>	56,898	-	88,166
<b>59. Data Intelligence</b> Continue funding and resolution authority for 10 positions consisting of one Geographic Information Systems (GIS) Chief, one GIS Supervisor I, and eight GIS Specialists to collect and analyze field and geographic data for the Bureau's GIS Enterprise System. Funding is provided by the Sewer Construction and Maintenance Fund (\$307,569), Solid Waste Resources Revenue Fund (\$527,175), and Stormwater Pollution Abatement Fund (\$5,870). Related costs consist of employee benefits. <i>SG: \$840,614</i> <i>Related Costs: \$397,325</i>	840,614	-	1,237,939

**General Administration and Support**

Program Changes	Direct Cost	Positions	Total Cost
<b>Changes in Salaries, Expense, Equipment, and Special</b>			
<b>Increased Services</b>			
<b>60. Purchasing Unit Support</b> Add nine-months funding and regular authority for two Administrative Clerks to process purchasing documents and respond to vendor payment inquiries. Funding is provided by the Sewer Construction and Maintenance Fund (\$33,362), Solid Waste Resources Revenue Fund (\$34,986), and Stormwater Pollution Abatement Fund (\$4,010). Related costs consist of employee benefits. SG: \$72,358 Related Costs: \$49,626	72,358	2	121,984
<b>61. Hyperion Environmental Learning Center Staffing</b> Add nine-months funding and regular authority for two Administrative Clerks and delete funding in the Salaries As-Needed Account to offset the cost of the positions. These two positions will interact with the public and other visitors to the Environmental Learning Center (ELC), schedule tours of the ELC and the Hyperion Water Reclamation Plant, maintain exhibits at the ELC, and provide clerical support. These positions are funded by the Sewer Construction and Maintenance Fund (\$33,362), Solid Waste Resources Revenue Fund (\$34,986), and Stormwater Pollution Abatement Fund (\$4,010). Related costs consist of employee benefits. SG: \$72,358    SAN: (\$72,358)	-	2	-
<b>TOTAL General Administration and Support</b>	<b>744,864</b>	<b>4</b>	
2018-19 Program Budget	8,465,215	74	
Changes in Salaries, Expense, Equipment, and Special	744,864	4	
<b>2019-20 PROGRAM BUDGET</b>	<b>9,210,079</b>	<b>78</b>	

**BUREAU OF SANITATION  
DETAIL OF CONTRACTUAL SERVICES ACCOUNT**

2017-18 Actual Expenditures	2018-19 Adopted Budget	2018-19 Estimated Expenditures	Program/Code/Description	2019-20 Contract Amount
<b>Watershed Protection - BE8201</b>				
<b>Administrative Division</b>				
\$ 9,301	\$ 8,600	\$ 9,000	1. Telephones.....	\$ 8,600
-	3,000	3,000	2. Rental pagers.....	3,000
2,249	3,900	4,000	3. Cell phone services.....	3,900
40,100	53,922	86,000	4. Media Center utility and janitorial costs.....	53,922
<u>\$ 51,650</u>	<u>\$ 69,422</u>	<u>\$ 102,000</u>	<b>Administrative Division Total</b>	<u>\$ 69,422</u>
<b>Environmental Monitoring Division</b>				
\$ -	\$ 160,631	\$ 160,000	5. Laboratory analysis.....	\$ 160,631
<u>\$ -</u>	<u>\$ 160,631</u>	<u>\$ 160,000</u>	<b>Environmental Monitoring Division Total</b>	<u>\$ 160,631</u>
<b>Financial Management Division</b>				
\$ 1,500	\$ 2,000	\$ 2,000	6. Los Angeles County tax roll database.....	\$ 2,000
<u>\$ 1,500</u>	<u>\$ 2,000</u>	<u>\$ 2,000</u>	<b>Financial Management Division Total</b>	<u>\$ 2,000</u>
<b>Wastewater Collection Systems Division</b>				
\$ -	\$ 75,000	\$ 46,000	7. Green Infrastructure maintenance services - Echo Park Hub.....	\$ 75,000
-	100,000	100,000	8. Green Infrastructure maintenance services - Machado Lake Hub.....	100,000
-	125,000	52,000	9. Green Infrastructure maintenance services - South Los Angeles Hub.....	125,000
3,276	12,000	34,000	10. Emergency tree removal and fencing.....	12,000
<u>\$ 3,276</u>	<u>\$ 312,000</u>	<u>\$ 232,000</u>	<b>Wastewater Collection System Division Total</b>	<u>\$ 312,000</u>
<b>Watershed Protection Division</b>				
\$ 92,387	\$ 22,000	\$ 118,000	11. Equipment lease and maintenance.....	\$ 22,000
30,996	17,160	17,000	12. Wireless services.....	17,160
<u>\$ 123,383</u>	<u>\$ 39,160</u>	<u>\$ 135,000</u>	<b>Watershed Protection Division Total</b>	<u>\$ 39,160</u>
<u>\$ 179,809</u>	<u>\$ 583,213</u>	<u>\$ 631,000</u>	<b>Watershed Protection Total</b>	<u>\$ 583,213</u>
<b>Solid Resources Program - BH8203</b>				
<b>Administration Division</b>				
\$ 52	\$ 8,802	\$ 9,000	13. Rental pagers.....	\$ 8,802
1,000	1,500	2,000	14. Telephones.....	1,500
<u>\$ 1,052</u>	<u>\$ 10,302</u>	<u>\$ 11,000</u>	<b>Administration Division Total</b>	<u>\$ 10,302</u>
<b>Solid Resources Support Services Division</b>				
\$ 3,215	\$ 3,300	\$ 3,000	15. Rental of ice making machines.....	\$ 3,300
16,426	16,000	16,000	16. Rental of photocopiers.....	16,000
-	2,789	3,000	17. Collection notice distribution for boundary changes.....	2,789
1,167	2,961	3,000	18. Safety incentive program.....	2,961
148,760	167,176	167,000	19. Warehouse security.....	167,176
-	1,000	1,000	20. Maintenance of radios.....	1,000
-	72,300	61,000	21. Call Center software maintenance.....	72,300
64,585	62,400	62,000	22. Advertisement/promotion of recycling education campaign.....	62,400
8,548	26,164	19,000	23. Mobile truck wash services.....	26,164
-	12,000	12,000	24. Liquid natural gas training.....	12,000
9,157	14,000	14,000	25. Fire extinguisher recharging.....	14,000
31,275	20,000	20,000	26. Truck washing facility maintenance and repair.....	20,000
<u>\$ 283,133</u>	<u>\$ 400,090</u>	<u>\$ 381,000</u>	<b>Solid Resources Support Services Division Total</b>	<u>\$ 400,090</u>

**BUREAU OF SANITATION  
DETAIL OF CONTRACTUAL SERVICES ACCOUNT**

2017-18 Actual Expenditures	2018-19 Adopted Budget	2018-19 Estimated Expenditures	Program/Code/Description	2019-20 Contract Amount
<b>Solid Resources South Collection Division</b>				
\$ 14,952	\$ 8,880	\$ 12,000	27. Rental of ice making machines.....	\$ 8,880
7,695	9,051	9,000	28. Rental of photocopiers.....	9,051
-	1,044	1,000	29. Collection notice distribution for boundary changes.....	1,044
518	1,108	1,000	30. Safety incentive program.....	1,108
43,847	59,152	59,000	31. Warehouse security.....	59,152
-	1,000	1,000	32. Maintenance of radios.....	1,000
-	30,000	30,000	33. Equipment maintenance/chemicals.....	30,000
78,409	70,000	70,000	34. Clean up of chemical spills.....	70,000
96,770	119,255	100,000	35. Mobile truck wash services.....	119,255
<b>\$ 242,191</b>	<b>\$ 299,490</b>	<b>\$ 283,000</b>	<b>Solid Resources South Collection Division Total</b>	<b>\$ 299,490</b>
<b>Solid Resources Valley Collection Division</b>				
\$ 3,995	\$ 90,000	\$ 60,000	36. Multi-family Bulky Item Program outreach.....	\$ 90,000
9,644	5,650	10,000	37. Rental of ice making machines.....	5,650
4,218	8,500	7,000	38. Rental of photocopiers.....	8,500
-	367	-	39. Collection notice distribution for boundary changes.....	367
-	390	-	40. Safety incentive program.....	390
92,419	95,316	95,000	41. Warehouse security.....	95,316
-	1,000	1,000	42. Maintenance of radios.....	1,000
-	70,000	35,000	43. Equipment maintenance/chemicals.....	70,000
85,965	70,000	70,000	44. Clean up of chemical spills.....	70,000
37,671	17,751	45,000	45. Mobile truck wash services.....	17,751
<b>\$ 233,912</b>	<b>\$ 358,974</b>	<b>\$ 323,000</b>	<b>Solid Resources Valley Collection Division Total</b>	<b>\$ 358,974</b>
<b>Solid Resources Processing and Construction Division</b>				
\$ 35,905	\$ 99,819	\$ 100,000	46. Lopez Canyon facility maintenance.....	\$ 99,819
621,451	475,286	575,000	47. Rental of heavy duty equipment.....	475,286
39,511	46,000	33,000	48. Rental of chemical toilets.....	46,000
1,785	2,339	2,000	49. Water cooler service.....	2,339
24,695	30,000	30,000	50. Scale repair contract.....	30,000
300,918	334,000	410,000	51. Central Los Angeles Recycling and Transfer Station (CLARTS) and Lopez Canyon security.....	334,000
52,487	52,000	55,000	52. Custodian services.....	52,000
9,185	8,000	8,000	53. Rental of photocopier.....	8,000
5,778	18,000	7,000	54. Drilling and soil sampling.....	18,000
29,977	111,125	211,000	55. CLARTS facility maintenance.....	111,125
77,065	65,420	65,000	56. CLARTS equipment lease.....	65,420
-	20,000	20,000	57. CLARTS scale maintenance.....	20,000
<b>\$ 1,198,757</b>	<b>\$ 1,261,989</b>	<b>\$ 1,516,000</b>	<b>Solid Resources Processing &amp; Construction Division Total</b>	<b>\$ 1,261,989</b>
<b>Solid Resources Citywide Recycling Division</b>				
\$ -	\$ 20,900	\$ -	58. Rental of photocopiers.....	\$ 20,900
127,167	132,600	167,000	59. Recycling education.....	132,600
-	125,000	125,000	60. Waste Characterization Study.....	685,000
7,076	10,000	10,000	61. Rental of photocopiers - Household Hazardous Waste Fund.....	10,000
33,891	2,073,336	2,377,000	62. Residential Special Materials collection facilities and mobile events contracts.....	-
5,773	10,000	5,000	63. Communication expenses.....	10,000
2,356,071	102,967	168,000	64. Miscellaneous.....	102,967
92,967	-	-	65. Lease for City Hall South.....	-
<b>\$ 2,622,945</b>	<b>\$ 2,474,803</b>	<b>\$ 2,852,000</b>	<b>Solid Resources Citywide Recycling Division Total</b>	<b>\$ 961,467</b>

**BUREAU OF SANITATION  
DETAIL OF CONTRACTUAL SERVICES ACCOUNT**

2017-18 Actual Expenditures	2018-19 Adopted Budget	2018-19 Estimated Expenditures	Program/Code/Description	2019-20 Contract Amount
<b>Solid Resources Commercial Franchise Division</b>				
\$ 2,702	\$ -	\$ 50,000	66. Rental of photocopiers.....	\$ -
34,809	-	50,000	67. Communication services	-
1,500	-	50,000	68. Equipment repair.....	-
<u>\$ 39,011</u>	<u>\$ -</u>	<u>\$ 150,000</u>	<b>Solid Resources Commercial Franchise Division Total</b>	<u>\$ -</u>
<u>\$ 4,621,001</u>	<u>\$ 4,805,648</u>	<u>\$ 5,516,000</u>	<b>Solid Resources Program Total</b>	<u>\$ 3,292,312</u>
<b>Environmental Quality - BL8204</b>				
<b>Livability Services Division</b>				
\$ -	\$ 682,000	\$ -	69. Operation Healthy Streets hazardous waste removal services.....	\$ -
-	1,944,338	-	70. Clean Streets Los Angeles hazardous waste removal services.....	-
190,345	54,000	54,000	71. Clean Streets Los Angeles vehicle rental.....	224,400
11,444	-	-	72. Clean Streets Los Angeles uniform dry cleaning services.....	348,000
2,110,112	-	2,879,000	73. Clean Streets and Operation Healthy Streets hazardous waste removal services.....	3,400,000
-	78,000	243,000	74. Homeless Outreach Partnership Endeavor (HOPE) Team vehicle rental....	211,200
545,341	2,142,017	1,808,000	75. HOPE Team hazardous waste removal services.....	1,000,000
28,178	-	-	76. HOPE Team uniform dry cleaning services.....	240,000
1,213	-	-	77. Communication services.....	397,212
3,015	-	-	78. Custodial services.....	-
25,000	-	-	79. Cool Blocks Program.....	-
<u>\$ 2,914,648</u>	<u>\$ 4,900,355</u>	<u>\$ 4,984,000</u>	<b>Livability Services Division Total</b>	<u>\$ 5,820,812</u>
<u>\$ 2,914,648</u>	<u>\$ 4,900,355</u>	<u>\$ 4,984,000</u>	<b>Environmental Quality Total</b>	<u>\$ 5,820,812</u>
<b>Technology Support - BH8249</b>				
<b>Information and Control Systems Division</b>				
\$ 4,870	\$ 98,819	\$ 83,000	80. Watershed Protection Division technical support services.....	\$ 98,819
56,920	-	-	81. Pre-Treatment Information Management System (PIMS) maintenance and support.....	-
25,677	60,000	21,000	82. Solid Resources server network and hardware/software maintenance.....	60,000
32,459	849,061	647,000	83. Geographic Information System technical support.....	849,061
50,231	500,000	448,000	84. Cybersecurity services.....	500,000
-	-	-	85. Field Automation for Sanitation Trucks (FAST) application enhancements.....	325,000
-	-	-	86. ESRI Geographic Information Systems software maintenance.....	270,000
1,242,740	1,760,928	950,000	87. Infrastructure and technical support.....	1,760,928
<u>\$ 1,412,897</u>	<u>\$ 3,268,808</u>	<u>\$ 2,149,000</u>	<b>Information and Control Systems Division Total</b>	<u>\$ 3,863,808</u>
<u>\$ 1,412,897</u>	<u>\$ 3,268,808</u>	<u>\$ 2,149,000</u>	<b>Technology Support Total</b>	<u>\$ 3,863,808</u>

**BUREAU OF SANITATION  
DETAIL OF CONTRACTUAL SERVICES ACCOUNT**

2017-18 Actual Expenditures	2018-19 Adopted Budget	2018-19 Estimated Expenditures	Program/Code/Description	2019-20 Contract Amount
<b>General Administration and Support - BH8250</b>				
<b>Administration Division</b>				
\$ 15,110	\$ 46,000	\$ -	88. Rental of photocopiers.....	\$ 46,000
<u>\$ 15,110</u>	<u>\$ 46,000</u>	<u>\$ -</u>	<b>Administration Division Total</b>	<u>\$ 46,000</u>
<u>\$ 15,110</u>	<u>\$ 46,000</u>	<u>\$ -</u>	<b>General Administration and Support Total</b>	<u>\$ 46,000</u>
<u>\$ 9,143,465</u>	<u>\$ 13,604,024</u>	<u>\$ 13,280,000</u>	<b>TOTAL CONTRACTUAL SERVICES ACCOUNT</b>	<u>\$ 13,606,145</u>



**SANITATION - SOLID WASTE RESOURCES REVENUE FUND  
DETAIL OF CONTRACTUAL SERVICES ACCOUNT**

2017-18 Actual Expenditures	2018-19 Adopted Budget	2018-19 Estimated Expenditures	Program/Code/Description	2019-20 Contract Amount
<b>Solid Resources - BH8203</b>				
<b>Administration Division</b>				
\$ 334,156	\$ 285,000	\$ 285,000	1. Communication Services.....	\$ 285,000
\$ 334,156	\$ 285,000	\$ 285,000	<b>Administration Division Total</b>	\$ 285,000
<b>Financial Management Division</b>				
\$ 719,696	\$ 1,000,000	\$ 1,000,000	2. Project Review by Director.....	\$ 1,000,000
\$ 719,696	\$ 1,000,000	\$ 1,000,000	<b>Financial Management Division Total</b>	\$ 1,000,000
<b>Solid Resources Processing &amp; Construction Division</b>				
\$ 70	\$ -	\$ -	3. Consultant services.....	\$ -
\$ 70	\$ -	\$ -	<b>Solid Resources Processing &amp; Construction Division Total</b>	\$ -
<b>Solid Resources South Collection Division</b>				
\$ -	\$ 110,496	\$ 110,000	4. Security services.....	\$ 510,496
\$ -	\$ 110,496	\$ 110,000	<b>Solid Resources South Collection Division Total</b>	\$ 510,496
<b>Solid Resources Support Services Division</b>				
\$ 39,904	\$ -	\$ -	5. Security services.....	\$ -
1,067,247	-	-	6. Repairs and maintenance.....	-
1,366,806	-	-	7. Citywide equipment rental.....	-
\$ 2,473,957	\$ -	\$ -	<b>Solid Resources Support Services Division Total</b>	\$ -
<b>Watershed Protection Division</b>				
\$ 12,486	\$ -	\$ -	8. Hazardous waste removal and disposal services .....	\$ -
\$ 12,486	\$ -	\$ -	<b>Watershed Protection Division Total</b>	\$ -
\$ 3,540,365	\$ 1,395,496	\$ 1,395,000	<b>Solid Resources Program Total</b>	\$ 1,795,496
<b>Environmental Quality - BL8204</b>				
<b>Watershed Protection Division</b>				
\$ -	\$ -	\$ -	17. Hazardous waste removal and disposal services .....	\$ -
\$ -	\$ -	\$ -	<b>Watershed Protection Division Total</b>	\$ -
<b>Solid Resources Support Services Division</b>				
\$ -	\$ -	\$ -	18. Clean Streets Los Angeles equipment rental.....	\$ -
-	-	-	19. Clean Streets Los Angeles security services.....	-
\$ -	\$ -	\$ -	<b>Solid Resources Support Services Division Total</b>	\$ -
\$ -	\$ -	\$ -	<b>Environmental Quality Program Total</b>	\$ -

**SANITATION - SOLID WASTE RESOURCES REVENUE FUND  
DETAIL OF CONTRACTUAL SERVICES ACCOUNT**

2017-18 Actual Expenditures	2018-19 Adopted Budget	2018-19 Estimated Expenditures	Program/Code/Description	2019-20 Contract Amount
<b>Technology Support - BH8249</b>				
<b>Information and Control Systems Division</b>				
\$ -	\$ -	\$ -	9. Central Los Angeles Recycling and Transfer Station technical support.....	\$ 200,000
-	-	-	10. Information Technology Agency fiber service lease.....	138,600
<u>564,616</u>	<u>698,764</u>	<u>699,000</u>	11. Customer care technical support.....	<u>1,083,764</u>
\$ 564,616	\$ 698,764	\$ 699,000	<b>Information and Control Systems Division Total</b>	\$ 1,422,364
\$ 564,616	\$ 698,764	\$ 699,000	<b>Technology Support Program Total</b>	\$ 1,422,364
<b>General Administration and Support - BH8250</b>				
<b>Financial Management Division</b>				
\$ -	\$ 75,000	\$ 75,000	12. Strategic consultation.....	\$ 75,000
\$ -	\$ 75,000	\$ 75,000	<b>Financial Management Division Total</b>	\$ 75,000
\$ -	\$ 75,000	\$ 75,000	<b>General Administration and Support Program Total</b>	\$ 75,000
<u>\$ 4,104,981</u>	<u>\$ 2,169,260</u>	<u>\$ 2,169,000</u>	<b>TOTAL SOLID WASTE RESOURCES REVENUE FUND CONTRACTUAL SERVICES ACCOUNT</b>	<u>\$ 3,292,860</u>

**SANITATION - SEWER CONSTRUCTION & MAINTENANCE FUND  
DETAIL OF CONTRACTUAL SERVICES ACCOUNT**

2017-18 Actual Expenditures	2018-19 Adopted Budget	2018-19 Estimated Expenditures	Program/Code/Description	2019-20 Contract Amount
<b>Clean Water - BF8202 (Fund 760)</b>				
<b>Administration Division</b>				
\$ 464,850	\$ 693,808	\$ 694,000	1. Wastewater Program insurance.....	\$ 693,808
3,220	34,262	34,000	2. Rental of pagers.....	34,262
3,782	135,058	135,000	3. Media Center janitorial costs.....	135,058
102,697	-	-	4. Media Center lease.....	-
54,621	-	-	5. Various contractual services.....	-
1,906	62,000	62,000	6. Earth Day Los Angeles.....	62,000
<u>\$ 631,076</u>	<u>\$ 925,128</u>	<u>\$ 925,000</u>	<b>Administration Division Total</b>	<u>\$ 925,128</u>
<b>Donald C. Tillman Water Reclamation Plant</b>				
\$ 23,154	\$ 12,359	\$ 12,000	7. Equipment rental.....	\$ 12,359
550,000	460,137	460,000	8. Japanese Garden landscape maintenance.....	460,137
196,449	627,800	628,000	9. Contract maintenance.....	627,800
13,324	25,000	25,000	10. Hazardous materials disposal.....	25,000
-	80,000	80,000	11. Process control computer system.....	80,000
1,127	1,519	2,000	12. Uniform cleaning.....	1,519
-	-	-	13. Consulting Services.....	350,000
<u>\$ 784,054</u>	<u>\$ 1,206,815</u>	<u>\$ 1,207,000</u>	<b>Donald C. Tillman Water Reclamation Plant Total</b>	<u>\$ 1,556,815</u>
<b>Environmental Monitoring Division</b>				
\$ 3,113	\$ 5,000	\$ 5,000	14. Uniform cleaning.....	\$ 5,000
4,591	11,000	11,000	15. Photocopier rental.....	11,000
425,000	450,000	450,000	16. Southern California Coastal Water Research Project.....	475,000
244,809	250,000	250,000	17. Equipment repair.....	250,000
787,932	829,369	829,000	18. Laboratory analysis.....	995,244
52,870	250,000	250,000	19. Boat maintenance.....	250,000
361,870	200,000	200,000	20. Los Angeles River Watershed Monitoring Program.....	320,000
<u>\$ 1,880,185</u>	<u>\$ 1,995,369</u>	<u>\$ 1,995,000</u>	<b>Environmental Monitoring Division Total</b>	<u>\$ 2,306,244</u>
<b>Financial Management Division</b>				
\$ 1,903	\$ 6,000	\$ 6,000	21. Rental of photocopiers.....	\$ 6,000
921	5,280	5,000	22. Record retention storage.....	5,280
12,769	180,000	180,000	23. Flow monitor maintenance contract.....	180,000
-	1,620,072	1,620,000	24. Liability claims.....	-
-	837,074	837,000	25. Litigation expense.....	1,137,074
4,721	500,000	500,000	26. Coastal Interceptor Sewer System.....	500,000
403,085	194,300	194,000	27. Technical consulting services.....	194,300
<u>\$ 423,399</u>	<u>\$ 3,342,726</u>	<u>\$ 3,342,000</u>	<b>Financial Management Division Total</b>	<u>\$ 2,022,654</u>

**SANITATION - SEWER CONSTRUCTION & MAINTENANCE FUND  
DETAIL OF CONTRACTUAL SERVICES ACCOUNT**

2017-18 Actual Expenditures	2018-19 Adopted Budget	2018-19 Estimated Expenditures	Program/Code/Description	2019-20 Contract Amount
<b>Hyperion Water Reclamation Plant</b>				
\$ 17,644	\$ 20,000	\$ 20,000	28. Rental of photocopiers.....	\$ 20,000
14,920,104	14,300,000	14,300,000	29. Biosolids hauling.....	14,300,000
43,348	100,000	100,000	30. Hazardous waste disposal fee.....	100,000
72,901	20,000	20,000	31. Equipment rental.....	20,000
14,227	10,000	10,000	32. Sweeping cloths and mats.....	10,000
10,825	20,000	20,000	33. Insect abatement.....	20,000
-	50,000	50,000	34. Insulation refractory.....	50,000
184,205	110,000	110,000	35. Oceanographic service.....	110,000
30,545	35,000	35,000	36. Fire extinguishers.....	35,000
18,480	21,000	21,000	37. Street sweeping.....	21,000
35,462	30,000	30,000	38. Maintenance services for plant roll-up doors.....	30,000
17,400	70,000	70,000	39. Various contractual services.....	70,000
-	1,000	1,000	40. Locking services.....	1,000
-	1,000	1,000	41. Photo developing.....	1,000
16,230	20,000	20,000	42. Hyperion Water Reclamation Plant EMS study.....	20,000
957	25,000	25,000	43. Uniform cleaning/repairs.....	25,000
3,195,167	3,522,198	3,522,000	44. Farm management and custom farming services at Green Acres Farm.....	3,522,198
189,112	210,000	210,000	45. Innovative technology study.....	210,000
590,975	4,069,592	4,070,000	46. As-needed maintenance services.....	4,069,592
7,892	20,000	20,000	47. Inspection, calibration, and testing services.....	20,000
248,394	1,000,000	1,000,000	48. Specialized high voltage services.....	1,000,000
28,002	-	-	49. Environmental Learning Center Exhibits maintenance.....	-
3,557,354	11,102,000	11,102,000	50. Hyperion Bio-Energy Facility (HBEF).....	11,102,000
<u>\$ 23,199,224</u>	<u>\$ 34,756,790</u>	<u>\$ 34,757,000</u>	<b>Hyperion Treatment Plant Total</b>	<u>\$ 34,756,790</u>
<b>Industrial Safety and Compliance Division</b>				
\$ 22,876	\$ 65,800	\$ 66,000	51. Equipment rental and maintenance.....	\$ 65,800
<u>\$ 22,876</u>	<u>\$ 65,800</u>	<u>\$ 66,000</u>	<b>Industrial Safety and Compliance Division Total</b>	<u>\$ 65,800</u>
<b>Industrial Waste Management Division</b>				
\$ 12,466	\$ 16,947	\$ 17,000	52. Rental of photocopiers.....	\$ 16,947
44,963	90,000	90,000	53. LA Industry.....	90,000
-	5,020	5,000	54. Contributions to research project.....	5,020
6,257	6,700	7,000	55. Miscellaneous.....	6,700
<u>\$ 63,686</u>	<u>\$ 118,667</u>	<u>\$ 119,000</u>	<b>Industrial Waste Management Division Total</b>	<u>\$ 118,667</u>
<b>Los Angeles/Glendale</b>				
\$ 4,470	\$ 19,200	\$ 19,000	56. Process control system maintenance.....	\$ 19,200
-	4,500	5,000	57. Equipment rental.....	4,500
5,054	10,000	10,000	58. Hazardous waste disposal.....	10,000
56,396	324,500	325,000	59. Contract maintenance.....	324,500
381	1,000	1,000	60. Uniform cleaning.....	1,000
<u>\$ 66,301</u>	<u>\$ 359,200</u>	<u>\$ 360,000</u>	<b>Los Angeles/Glendale Total</b>	<u>\$ 359,200</u>
<b>Regulatory Affairs Division</b>				
\$ 9,750	\$ 1,000,000	\$ 1,000,000	61. Environmental consulting contract.....	\$ 1,000,000
-	76,000	76,000	62. Biosolids management support.....	76,000
1,767	4,287	4,000	63. Rental of photocopier.....	4,287
248,426	250,000	250,000	64. Litigation services.....	250,000
<u>\$ 259,943</u>	<u>\$ 1,330,287</u>	<u>\$ 1,330,000</u>	<b>Regulatory Affairs Division Total</b>	<u>\$ 1,330,287</u>
<b>Solid Resources Citywide Recycling Division</b>				
\$ 1,923,497	\$ 2,767,500	\$ 2,768,000	65. Household Hazardous Waste Mobile Collection Program.....	\$ 2,767,500
<u>\$ 1,923,497</u>	<u>\$ 2,767,500</u>	<u>\$ 2,768,000</u>	<b>Solid Resources Citywide Recycling Division Total</b>	<u>\$ 2,767,500</u>

**SANITATION - SEWER CONSTRUCTION & MAINTENANCE FUND  
DETAIL OF CONTRACTUAL SERVICES ACCOUNT**

2017-18 Actual Expenditures	2018-19 Adopted Budget	2018-19 Estimated Expenditures	Program/Code/Description	2019-20 Contract Amount
<b>Terminal Island Treatment Plant</b>				
\$ 18,535	\$ 35,000	\$ 35,000	66. Boiler repair and rental.....	\$ 35,000
-	150,600	151,000	67. Biosolids haul/disposal.....	150,600
6,911	82,500	83,000	68. Environmental services.....	82,500
279,819	600,000	600,000	69. Contract maintenance.....	600,000
14,757	60,000	60,000	70. Motor rewind.....	60,000
3,244	13,000	13,000	71. Administrative services.....	13,000
300	200,000	200,000	72. Advanced Water Purification Facility upgrades.....	200,000
13,966	55,000	55,000	73. Equipment rental.....	55,000
-	5,000	5,000	74. Elevator repair/maintenance.....	5,000
38,424	20,000	20,000	75. Air conditioning services.....	20,000
733,932	752,400	752,000	76. Terminal Island Renewable Energy (TIRE) Project.....	752,400
<u>\$ 1,109,888</u>	<u>\$ 1,973,500</u>	<u>\$ 1,974,000</u>	<b>Terminal Island Treatment Plant Total</b>	<u>\$ 1,973,500</u>
<b>Wastewater Collection Division</b>				
\$ 69,166	\$ 5,000	\$ 5,000	77. Rental of heavy duty equipment.....	\$ 5,000
131,277	5,000	5,000	78. Backflow device, inspection and repair.....	5,000
11,104	20,000	20,000	79. Rental of photocopier.....	20,000
2,240	2,110	2,000	80. City of Vernon - pump plant maintenance.....	2,110
7,334	5,000	5,000	81. Rental of portable toilets.....	5,000
2,376,966	2,400,000	2,400,000	82. Chemical root control.....	2,400,000
-	50,000	50,000	83. Vacuum truck services.....	50,000
238	1,200	1,000	84. Uniform cleaning.....	1,200
146,484	475,000	475,000	85. Prevention, maintenance, and disposal services.....	475,000
8,281	250,000	250,000	86. Private clean up.....	250,000
87,681	280,000	280,000	87. Large diameter sewer cleaning/closed-circuit television (CCTV) sewer assessment.....	280,000
<u>\$ 2,840,771</u>	<u>\$ 3,493,310</u>	<u>\$ 3,493,000</u>	<b>Wastewater Collection Division Total</b>	<u>\$ 3,493,310</u>
<b>Wastewater Engineering Services Division</b>				
\$ 2,793	\$ 12,000	\$ 12,000	88. Rental of photocopiers.....	\$ 12,000
53,207	59,618	60,000	89. Professional technical services.....	59,618
<u>\$ 56,000</u>	<u>\$ 71,618</u>	<u>\$ 72,000</u>	<b>Wastewater Engineering Services Division Total</b>	<u>\$ 71,618</u>
<b>Watershed Protection Division</b>				
\$ -	\$ 1,000,000	\$ 1,000,000	90. Total Maximum Daily Loads (TMDL) consultant services.....	\$ 1,000,000
<u>\$ -</u>	<u>\$ 1,000,000</u>	<u>\$ 1,000,000</u>	<b>Watershed Protection Total</b>	<u>\$ 1,000,000</u>
<u>\$ 33,260,900</u>	<u>\$ 53,406,710</u>	<u>\$ 53,408,000</u>	<b>Clean Water Total</b>	<u>\$ 52,747,513</u>
<b>Technology Support - BH8249</b>				
<b>Information and Control Systems Division</b>				
\$ 371,187	\$ 493,000	\$ 493,000	91. Clean Water, operational, and laboratory technical support.....	\$ 493,000
-	19,000	19,000	92. Geographic Information System (GIS) maintenance.....	19,000
124,742	450,000	450,000	93. Maintenance management technical support.....	450,000
590,617	807,000	807,000	94. Control systems technical support.....	1,471,000
-	3,500	4,000	95. Engineering technical support.....	3,500
370,826	362,500	363,000	96. Pretreatment technical support.....	362,500
42,470	40,000	40,000	97. Gartner subscription.....	40,000
64,484	500,000	500,000	98. Professional technical services.....	500,000
2,162	55,000	55,000	99. Information Technology Agency (ITA) fiber service lease.....	199,100
-	-	-	100. Los Angeles Water Integrated Network Systems (LAWINS) maintenance...	1,500,000
<u>\$ 1,566,488</u>	<u>\$ 2,730,000</u>	<u>\$ 2,731,000</u>	<b>Information and Control Systems Division Total</b>	<u>\$ 5,038,100</u>
<u>\$ 1,566,488</u>	<u>\$ 2,730,000</u>	<u>\$ 2,731,000</u>	<b>Technology Support Total</b>	<u>\$ 5,038,100</u>

**SANITATION - SEWER CONSTRUCTION & MAINTENANCE FUND  
DETAIL OF CONTRACTUAL SERVICES ACCOUNT**

2017-18 Actual Expenditures	2018-19 Adopted Budget	2018-19 Estimated Expenditures	Program/Code/Description	2019-20 Contract Amount
<b>General Administration and Support - BH8250</b>				
<b>Administration Division</b>				
\$ -	\$ 4,000	\$ 4,000	101. Messenger service.....	\$ 4,000
-	18,320	18,000	102. Communication services.....	18,320
<u>\$ -</u>	<u>\$ 22,320</u>	<u>\$ 22,000</u>	<b>Administration Division Total</b>	<u>\$ 22,320</u>
<b>Executive Division</b>				
\$ -	\$ 1,500	\$ 2,000	103. Miscellaneous contractual services.....	\$ 1,500
<u>\$ -</u>	<u>\$ 1,500</u>	<u>\$ 2,000</u>	<b>Executive Division Total</b>	<u>\$ 1,500</u>
<b>Financial Management Division</b>				
\$ -	\$ 6,000	\$ 6,000	104. Intern contract.....	\$ 6,000
-	75,000	75,000	105. Strategic consultation.....	75,000
<u>\$ -</u>	<u>\$ 81,000</u>	<u>\$ 81,000</u>	<b>Financial Management Division Total</b>	<u>\$ 81,000</u>
<u>\$ -</u>	<u>\$ 104,820</u>	<u>\$ 105,000</u>	<b>General Administration and Support Total</b>	<u>\$ 104,820</u>
<u>\$ 34,827,388</u>	<u>\$ 56,241,530</u>	<u>\$ 56,244,000</u>	<b>TOTAL CONTRACTUAL SERVICES ACCOUNT FOR FUND 760</b>	<u>\$ 57,890,433</u>
<b>Clean Water - BF8202 (Fund 761)</b>				
<b>Financial Management Division (Capital)</b>				
\$ -	\$ 1,354,200	\$ 1,354,000	106. Litigation expense.....	\$ 1,354,200
<u>\$ -</u>	<u>\$ 1,354,200</u>	<u>\$ 1,354,000</u>	<b>Financial Management Division Total - Capital</b>	<u>\$ 1,354,200</u>
<b>Wastewater Collection Division (Capital)</b>				
\$ 1,912,455	\$ 2,000,000	\$ 2,000,000	107. CCTV sewer assessment .....	\$ 2,000,000
<u>\$ 1,912,455</u>	<u>\$ 2,000,000</u>	<u>\$ 2,000,000</u>	<b>Wastewater Collection Division Total - Capital</b>	<u>\$ 2,000,000</u>
<u>\$ 1,912,455</u>	<u>\$ 3,354,200</u>	<u>\$ 3,354,000</u>	<b>TOTAL FOR FUND 761</b>	<u>\$ 3,354,200</u>
<u>\$ 36,739,843</u>	<u>\$ 59,595,730</u>	<u>\$ 59,598,000</u>	<b>TOTAL SEWER CONSTRUCTION AND MAINTENANCE FUND CONTRACTUAL SERVICES ACCOUNT</b>	<u>\$ 61,244,633</u>

## BUREAU OF SANITATION TRAVEL AUTHORITY

2018-19 Amount	Auth. No.	Trip Category Trip-Location-Date	2019-20 Amount	Auth. No.
<b>A. Conventions</b>				
\$ -	-	1. None	\$ -	-
\$ -	-	<b>TOTAL CONVENTION TRAVEL</b>	\$ -	-
<b>B. Business</b>				
\$ - *		2. Water Environment Federation	\$ - *	
	9	a. Annual Technical Exhibition and Conference - Chicago, IL - September 2019		13
	-	b. Odors and Air Pollutants Conference - Location and Date TBD		2
	2	c. Collection Systems Annual Conference - Location and Date TBD		2
	1	d. Residuals and Biosolids Conference - Phoenix, AZ - May 2019		-
	1	e. Collection Systems Committee Meeting - Atlanta, GA - Date TBD		-
- *		3. California Water Environment Assoc. (CWEA)	- *	
	7	a. Annual Conference - Reno, NV - April, 2020		4
	4	b. Pretreatment, Pollution Prevention, and Stormwater (P3S) Training, Exhibition, Conference - Location and Date TBD		2
- *		4. National Assoc. of Clean Water Agencies (formerly AMSA)	- *	
	2	a. Utility Leadership Conference and 49th Annual Meeting - Minneapolis, MN - July 2019		4
	1	b. Winter Conference - Location and Date TBD		3
	1	c. Leadership Retreat - Location and Date TBD		1
	2	d. National Pretreatment and Pollution Prevention Workshop Location TBD - May 2020		1
	1	e. Fall Conference - Location and Date TBD		-
	-	f. Water Week - Washington, DC - April 2020		4
- *	1	5. American Society of Safety Engineers San Antonio, TX - June 2019	- *	-
- *	1	6. American Industrial Hygiene Conference - Atlanta, GA - June 2020	- *	1
- *		7. WateReuse	- *	
	3	a. Annual WateReuse Symposium - San Diego, CA - September 2019		4
	3	b. California Annual Conference - San Francisco, CA - March 2020		7
	1	c. Annual Research Conference - Location and Date TBD		1
- *	1	8. California Manufacturers Technology Assoc. (CMTA) Environmental Conference - Location and Date TBD	- *	1
- *	1	9. National Pollution Prevention Roundtable Location and Date TBD	- *	1

## BUREAU OF SANITATION TRAVEL AUTHORITY

2018-19 Amount	Auth. No.	Trip Category Trip-Location-Date	2019-20 Amount	Auth. No.
<b>B. Business (Continued)</b>				
\$ - *	1	10. California Hazardous Materials Investigators Assoc. Conference - Location and Date TBD	\$ - *	1
- *	4	11. One Water Leadership Summit Austin, TX - September 2019	- *	5
- *	1	12. American Society of Civil Engineers (ASCE) Environmental & Water Resources Institute (EWRI) Congress Las Vegas, NV - May 2020	- *	2
- *	1	13. American Chemical Society (ACS) a. National Meeting - Location and Date TBD	- *	1
	1	b. Annual Conference - Location and Date TBD		-
- *	1	14. Annual Green Chemistry & Engineering Conference Location and Date TBD	- *	1
- *	1	15. California Assoc. of Sanitation Agencies (CASA) a. 2020 Winter Conference - Indian Wells, CA - Jan. 2020	- *	3
	1	b. Washington D.C. Policy Forum - Washington, DC - Feb. 2020		1
	1	c. 64th Annual Conference - San Diego, CA - Aug. 2019		3
	1	d. WaterReuse Public Policy Forum - Sacramento, CA - Date TBD		1
	1	e. 2019 Summer Conference - Location and Date TBD		1
	2	f. Strategic Planning Meeting - Location and Date TBD		5
	-	g. Legislative Meeting - Location and Date TBD		1
- *	2	16. Water & Wastewater CFO Forum Location and Date TBD	- *	-
- *	1	17. WasteCon Phoenix, AZ - October 2019	- *	1
- *	10	18. WasteExpo Las Vegas, NV - May 2020	- *	13
- *	2	19. Photoshop World 2019 - Orlando, FL - May 2019	- *	-
- *	2	20. LANDesk Interchange Conference Location and Date TBD	- *	2
- *	3	21. Oracle Open World 2019 San Francisco, CA - September 2019	- *	2
- *	1	22. Honeywell User Conference Dallas, TX - June 2019	- *	2



## BUREAU OF SANITATION TRAVEL AUTHORITY

2018-19 Amount	Auth. No.	Trip Category Trip-Location-Date	2019-20 Amount	Auth. No.
<b>B. Business (Continued)</b>				
\$ - *	1	23. Industrial Control Systems (ICS) Cyber Security Conference a. Cyber Security Conference - Location and Date TBD	\$ - *	2
	2	b. Cyber Security Training Workshop - Location and Date TBD		-
- *	8	24. ESRI Conference San Diego, CA - July 2019	- *	8
- *	1	25. California Manufacturers & Technology Assoc. Environmental Conference - Location and Date TBD	- *	1
- *	1	26. Society of Environmental Toxicology and Chemistry North America 40th Annual Meeting Toronto, ON - November 2019	- *	6
- *	2	27. VeeamOn Miami, FL - May 2019	- *	-
- *	2	28. Chemware Technology Forum Location and Date TBD	- *	-
- *	2	29. VMWorld San Francisco, CA - August 2019	- *	2
- *	1	30. Water Environment & Research Foundation (WE&RF) Water Research Foundation Conference Atlanta, GA - May 2019	- *	-
- *	1	31. BioCycle Conference on Renewable Energy from Organics Recycling Madison, WI - October 2019	- *	1
- *	1	32. BioCycle West Coast 20 Conference Location and Date TBD	- *	1
- *	3	33. American Water Works Assoc. (AWWA) Water Quality Technology Conference & Exposition Dallas, TX - November 2019	- *	10
- *	5	34. California Water Board Meetings Sacramento, CA - Dates TBD	- *	5
- *	1	35. Clean Cities Conference Location and Date TBD	- *	1
- *	2	36. Solid Waste Assoc. of North America (SWANA) a. National Conference - Baltimore, MD - Date TBD	- *	2
	1	b. Landfill Gas and Biogas Symposium & Road to Zero Waste Conference - Location and Date TBD		1
- *	1	37. Cisco Live! Conference San Diego, CA - June 2019	- *	2

## BUREAU OF SANITATION TRAVEL AUTHORITY

2018-19 Amount	Auth. No.	Trip Category Trip-Location-Date	2019-20 Amount	Auth. No.
<b>B. Business (Continued)</b>				
\$ - *	2	38. Hewlett Packard Enterprise Discover Location and Date TBD	\$ - *	2
- *	2	39. Microsoft Ignite Orlando, FL - September 2018	- *	-
- *	1	40. SMART Cities Conference National Harbor, MD - October 2019	- *	1
- *	4	41. ACCELA Conference - Denver, CO - October 2019	- *	4
- *	2	42. Internet of Things World Conference Santa Clara, CA - May 2019	- *	1
- *	7	43. Advanced Clean Transportation (ACT) Expo 2019 Long Beach, CA - April 2019	- *	-
- *	2	44. Surface Water Quality Conference Location and Date TBD	- *	-
- *	4	45. California Stormwater Quality Assoc. (CASQA) Annual Conference - Monterey, CA - October 2019	- *	3
- *	1	46. American Water Resources Assoc. (AWRA) Annual Conference Location and Date TBD	- *	-
- *	2	47. Recycling Market Development Zones (RMDZ) Training Workshop Sacramento, CA - October 2019	- *	2
- *	1	48. California Resource Recovery Assoc. (CRRRA) Conference Rancho Mirage, CA - August 2019	- *	1
- *	2	49. Used Oil and Household Hazardous Waste Training Conference Location and Date TBD	- *	2
- *	2	50. Environmental Protection Agency (EPA) Brownsfield Workshop Location and Date TBD	- *	2
- *	2	51. California Green Business Network (CAGBN) Meeting Location and Date TBD	- *	2
- *	2	52. Assoc. of Water Technologies (AWT) Annual Convention and Expo Orlando, FL - September 2018	- *	-
- *	2	53. Design Build for Water/Wastewater Conference Cincinnati, OH -April 2019	- *	-

## BUREAU OF SANITATION TRAVEL AUTHORITY

2018-19 Amount	Auth. No.	Trip Category Trip-Location-Date	2019-20 Amount	Auth. No.
<b>B. Business (Continued)</b>				
\$ -	-	54. American Society of Landscape Architects Conference San Diego, CA - November 2019	\$ - *	2
-	-	55. 2019 American Water Summit Houston, TX - November 2019	- *	1
-	-	56. American Public Works Assoc. (APWA) Public Works Expo Seattle, WA - September 2019	- *	1
-	-	57. Green Chemistry & Commerce Council (GC3) Annual Innovators Roundtable Location and Date TBD	- *	1
-	-	58. Zoomtopia Zoom User Conference San Jose, CA - October 2019	- *	1
-	-	59. Public-Private Partnership (P3) Water Summit San Diego, CA -April 2020	- *	1
-	-	60. Blackhat USA Conference - Las Vegas, NV - August 2019	- *	1
-	-	61. Global Waste Management Symposium Indian Wells, CA -February 2020	- *	1
-	-	62. International Symposium on Potable Reuse Conference Location and Date TBD	- *	1
-	-	63. Emerging Contaminants Summit Westminster, CO - March 2020	- *	1
-	-	64. Utility Management Conference Anaheim, CA - February 2020	- *	1
-	-	65. California Lake Management Society Annual Conference Location and Date TBD	- *	2
-	-	66. National Water Monitoring Conference Location and Date TBD	- *	2
-	-	67. New Partners for Smart Growth Conference San Francisco, CA -February 2020	- *	1
-	-	68. Customer Contact Week Conference Location and Date TBD	- *	1
-	-	69. National Society of Black Engineers Annual Conference Location and Date TBD	- *	1
-	-	70. Municipal Waste Management Assoc. Fall Summit Location and Date TBD	- *	1

## BUREAU OF SANITATION TRAVEL AUTHORITY

2018-19 Amount	Auth. No.	Trip Category Trip-Location-Date	2019-20 Amount	Auth. No.
<b>B. Business (Continued)</b>				
\$ -	-	71. American Biogas Annual Conference Raleigh, NC - October 2019	\$ - *	1
-	-	72. Pre-treatment Information Management System (PIMS) User Conference Location and Date TBD	- *	2
-	-	73. Ellipse User Conference Location and Date TBD	- *	2
-	-	74. Water Research Foundation Conference Location and Date TBD	- *	1
-	-	75. Statewide Energy and Greenhouse Gases Forum Sacramento, CA - September 2019	- *	1
-	-	76. Global Climate Action Summit San Francisco, CA - October 2019	- *	1
-	-	77. American Energy Engineering Conference Atlanta, GA -November 2019	- *	1
-	-	78. Pi World & Open Systems Interconnection Software Conference Location and Date TBD	- *	2
-	-	79. California Climate Adaptation Forum Location and Date TBD	- *	1
-	-	80. Strategic Climate Action Plan (SCAP) Strategic Planning Session Location and Date TBD	- *	1
-	-	81. World Water Trade Tech Location and Date TBD	- *	1
-	-	82. Science and Technology Forum Location and Date TBD	- *	1
-	-	83. Paper and Plastic Recycling Location and Date TBD	- *	2
-	-	84. Metal Finishing Training Location and Date TBD	- *	2
-	-	85. Gartner Conference Location and Date TBD	- *	1
-	-	86. SysAdmin, Audit, Network, Security (SANS) Conference Location and Date TBD	- *	2

## BUREAU OF SANITATION TRAVEL AUTHORITY

2018-19 Amount	Auth. No.	Trip Category Trip-Location-Date	2019-20 Amount	Auth. No.
<b>B. Business (Continued)</b>				
\$ -	-	87. StormCon Conference Location and Date TBD	\$ - *	3
<u>5,000 *</u>	<u>1</u>	88. Stormwater related travel	<u>5,000 *</u>	<u>2</u>
<u>\$ 5,000</u>	<u>153</u>	<b>TOTAL BUSINESS TRAVEL</b>	<u>\$ 5,000</u>	<u>205</u>
<u><u>\$ 5,000</u></u>	<u><u>153</u></u>	<b>TOTAL TRAVEL EXPENSE ACCOUNT</b>	<u><u>\$ 5,000</u></u>	<u><u>205</u></u>

\* Trip authorized and funded by salary savings.

## Bureau of Sanitation

Position Counts						
2018-19	Change	2019-20	Code	Title	2019-20 Salary Range and Annual Salary	
<u>GENERAL</u>						
<u>Regular Positions</u>						
1	-	1	1107	Plant Equipment Trainee		(64,273)
14	-	14	1116	Secretary	2350	(49,068 - 73,685)
4	-	4	1117-2	Executive Administrative Assistant II	2827	(59,027 - 88,698)
1	-	1	1117-3	Executive Administrative Assistant III	3031	(63,287 - 95,066)
1	-	1	1119-2	Accounting Records Supervisor II	3120	(65,145 - 95,254)
3	1	4	1121-1	Delivery Driver I	1702	(35,537 - 53,390)
2	-	2	1129	Personnel Records Supervisor	2825	(58,986 - 86,255)
1	-	1	1170-1	Payroll Supervisor I	3045	(63,579 - 92,957)
1	-	1	1170-2	Payroll Supervisor II	3248	(67,818 - 99,159)
9	-	9	1201	Principal Clerk	2650	(55,332 - 80,930)
40	-	40	1223	Accounting Clerk	2284	(47,689 - 71,618)
3	-	3	1253	Chief Clerk	3166	(66,106 - 96,653)
66	7	73	1358	Administrative Clerk	1752	(36,581 - 54,935)
85	-	85	1368	Senior Administrative Clerk	2162	(45,142 - 67,818)
1	-	1	1409-1	Information Systems Manager I	5191	(108,388 - 162,864)
-	1	1	1429	Applications Programmer	2825	(58,986 - 86,255)
-	1	1	1431-1	Programmer/Analyst I	3036	(63,391 - 95,212)
1	-	1	1431-2	Programmer/Analyst II	3238	(67,609 - 101,560)
1	-	1	1431-3	Programmer/Analyst III	3534	(73,789 - 110,851)
1	-	1	1431-4	Programmer/Analyst IV	3822	(79,803 - 119,913)
1	-	1	1431-5	Programmer/Analyst V	4119	(86,004 - 129,184)
3	-	3	1455-1	Systems Programmer I	4170(8)	(87,069 - 127,305)
4	-	4	1455-2	Systems Programmer II	4486	(93,667 - 136,931)
1	-	1	1455-3	Systems Programmer III	4861	(101,497 - 148,394)
2	-	2	1458	Principal Communications Operator	2810	(58,672 - 85,795)
77	-	77	1461-2	Communications Information Representative II	2162	(45,142 - 67,818)
12	-	12	1461-3	Communications Information Representative III	2326	(48,566 - 72,996)
3	-	3	1467-1	Senior Communications Operator I	2526	(52,742 - 77,130)
4	-	4	1470	Data Base Architect	4683	(97,781 - 142,944)
1	-	1	1517-2	Auditor II	3168	(66,147 - 96,757)
1	-	1	1518	Senior Auditor	3562	(74,374 - 108,763)
1	-	1	1555-1	Fiscal Systems Specialist I	4209	(87,883 - 128,516)
22	1	23	1596	Systems Analyst	3360	(70,156 - 102,562)
11	-	11	1597-1	Senior Systems Analyst I	3974	(82,977 - 121,333)
4	-	4	1597-2	Senior Systems Analyst II	4917	(102,666 - 150,127)

## Bureau of Sanitation

Position Counts						
2018-19	Change	2019-20	Code	Title	2019-20 Salary Range and Annual Salary	
<u>GENERAL</u>						
<u>Regular Positions</u>						
1	(1)	-	1599	Systems Aide	2390	(49,903 - 72,996)
2	-	2	1670-1	Graphics Designer I	2288	(47,773 - 69,864)
1	-	1	1670-2	Graphics Designer II	2769	(57,816 - 84,543)
1	-	1	1702-1	Emergency Management Coordinator I	3965	(82,789 - 121,020)
1	-	1	1702-2	Emergency Management Coordinator II	4909	(102,499 - 149,855)
1	-	1	1726-1	Safety Engineering Associate I	3023(8)	(63,120 - 92,268)
3	1	4	1726-2	Safety Engineering Associate II	3407(8)	(71,138 - 104,024)
2	-	2	1727	Safety Engineer	4170	(87,069 - 127,305)
3	-	3	1785-2	Public Relations Specialist II	2727	(56,939 - 83,248)
3	-	3	1786	Principal Public Relations Representative	3261	(68,089 - 99,576)
1	-	1	1795-1	Senior Photographer I	3168	(66,147 - 96,757)
1	-	1	1800-1	Public Information Director I	4045	(84,459 - 126,866)
1	-	1	1800-2	Public Information Director II	4752	(99,221 - 149,062)
1	-	1	1951	Agricultural Land Developer	3392	(70,824 - 103,564)
2	-	2	2330	Industrial Hygienist	4004	(83,603 - 125,593)
53	-	53	3112	Maintenance Laborer	1746	(36,456 - 54,789)
228	-	228	3112-6	Maintenance Laborer	1884	(39,337 - 59,132)
4	-	4	3115	Maintenance and Construction Helper	1849	(38,607 - 57,983)
9	-	9	3115-6	Maintenance and Construction Helper	1990	(41,551 - 62,452)
3	-	3	3126	Labor Supervisor	2142	(44,724 - 67,170)
1	-	1	3127-1	Construction and Maintenance Supervisor I		(119,992)
1	-	1	3127-2	Construction and Maintenance Supervisor II		(126,997)
1	-	1	3129	Construction and Maintenance Superintendent	4969	(103,752 - 151,672)
24	(1)	23	3141	Gardener Caretaker	1849	(38,607 - 57,983)
3	-	3	3143	Senior Gardener	2070	(43,221 - 64,915)
2	-	2	3145	Park Maintenance Supervisor	2398	(50,070 - 75,188)
21	-	21	3156	Custodian	1562	(32,614 - 48,984)
3	-	3	3157-1	Senior Custodian I	1586	(33,115 - 49,736)
1	-	1	3172	Event Attendant (Half-Time)	1453(6)	(30,338 - 45,560)
1	-	1	3174	Senior Window Cleaner	2191	(45,748 - 68,716)
1	-	1	3176	Custodian Supervisor	1911	(39,901 - 59,967)
1	-	1	3182-1	Chief Custodian Supervisor I	2325	(48,546 - 72,975)
1	-	1	3333-1	Building Repairer I	2070	(43,221 - 64,915)
2	-	2	3338	Building Repairer Supervisor	3370(6)	(70,365 - 105,652)

## Bureau of Sanitation

Position Counts			Code	Title	2019-20 Salary Range and Annual Salary	
2018-19	Change	2019-20				
<u>GENERAL</u>						
<u>Regular Positions</u>						
1	-	1	3343	Cabinet Maker		(86,312)
5	-	5	3344	Carpenter		(86,312)
2	-	2	3345	Senior Carpenter		(94,889)
1	-	1	3346	Carpenter Supervisor		(99,159)
16	-	16	3423	Painter		(82,726)
2	1	3	3424	Senior Painter		(90,995)
1	-	1	3426	Painter Supervisor		(95,108)
15	-	15	3433	Pipefitter		(94,455)
13	-	13	3443	Plumber		(94,455)
5	-	5	3444	Senior Plumber		(103,778)
2	-	2	3446	Plumber Supervisor		(108,482)
2	-	2	3525	Equipment Operator		(94,539)
32	-	32	3525-6	Equipment Operator		(102,244)
2	-	2	3527	Equipment Supervisor	3269(7)	(68,256 - 102,479)
5	-	5	3527-6	Equipment Supervisor	3459(7)	(72,223 - 108,513)
4	(1)	3	3558	Power Shovel Operator		(95,416)
705	-	705	3580-2	Refuse Collection Truck Operator II	2470(6)	(51,573 - 77,464)
1	-	1	3583	Truck Operator	2070(6)	(43,221 - 64,915)
8	-	8	3584	Heavy Duty Truck Operator	2183(6)	(45,581 - 68,507)
5	-	5	3584-6	Heavy Duty Truck Operator	2360(6)	(49,276 - 74,061)
2	-	2	3686	Communications Electrician		(90,645)
1	-	1	3743	Heavy Duty Equipment Mechanic		(88,238)
1	-	1	3745	Senior Heavy Duty Equipment Mechanic		(93,140)
7	-	7	3763	Machinist		(101,127)
2	-	2	3766-2	Machinist Supervisor II		(99,618)
32	-	32	3771	Mechanical Helper	1946	(40,632 - 61,053)
1	-	1	3773	Mechanical Repairer		(82,000)
4	-	4	3774	Air Conditioning Mechanic		(94,455)
1	-	1	3775	Sheet Metal Worker		(90,953)
1	-	1	3781	Air Conditioning Mechanic Supervisor		(108,482)
5	-	5	3796	Welder		(87,361)
1	-	1	3798	Welder Supervisor		(99,618)
6	-	6	3799	Electrical Craft Helper		(63,680)
35	-	35	3843	Instrument Mechanic		(105,282)
5	-	5	3844	Instrument Mechanic Supervisor		(127,164)



## Bureau of Sanitation

Position Counts			Code	Title	2019-20 Salary Range and Annual Salary	
2018-19	Change	2019-20				
<u>GENERAL</u>						
<u>Regular Positions</u>						
-	1	1	3913	Irrigation Specialist	2235	(46,666 - 70,156)
11	5	16	4100	Refuse Crew Field Instructor	2852	(59,549 - 89,470)
49	-	49	4101	Refuse Collection Supervisor	3400	(70,992 - 106,675)
11	-	11	4102	Solid Resources Superintendent	4134	(86,317 - 129,623)
2	-	2	4108-2	Solid Waste Disposal Superintendent II	4134	(86,317 - 129,623)
210	-	210	4110-2	Wastewater Collection Worker II	2470	(51,573 - 77,464)
17	-	17	4113	Wastewater Collection Supervisor	3400	(70,992 - 106,675)
1	-	1	4118	Plant Guide	1126(8)	(23,510 - 35,308)
107	-	107	4123-1	Wastewater Treatment Operator I		(94,361)
28	-	28	4123-2	Wastewater Treatment Operator II		(104,671)
37	-	37	4123-3	Wastewater Treatment Operator III		(110,382)
11	-	11	4124	Senior Wastewater Treatment Operator		(119,725)
6	-	6	4126-1	Sanitation Solid Resources Manager I	5161	(107,761 - 161,945)
6	-	6	4126-2	Sanitation Solid Resources Manager II	5736	(119,767 - 179,943)
12	-	12	4128-1	Sanitation Wastewater Manager I	4347	(90,765 - 136,346)
6	-	6	4128-2	Sanitation Wastewater Manager II	5161	(107,761 - 161,945)
6	-	6	4128-3	Sanitation Wastewater Manager III	5736	(119,767 - 179,943)
1	-	1	4130	Hyperion Treatment Plant Manager	6570	(137,181 - 206,043)
6	-	6	4289-1	Chief Environmental Compliance Inspector I	4424	(92,373 - 135,030)
3	-	3	4289-2	Chief Environmental Compliance Inspector II	5208	(108,743 - 159,001)
113	1	114	4292	Environmental Compliance Inspector	3140	(65,563 - 95,860)
21	-	21	4293	Senior Environmental Compliance Inspector	3500	(73,080 - 106,842)
1	-	1	5113-1	Boat Captain I		(84,167)
1	-	1	5113-2	Boat Captain II		(92,613)
1	-	1	5131	Deck Hand		(63,751)
4	-	4	5613	Wastewater Treatment Electrician Supervisor		(111,186)
57	-	57	5614	Wastewater Treatment Mechanic		(94,868)
34	-	34	5615-1	Wastewater Treatment Electrician I		(96,423)
6	-	6	5615-2	Wastewater Treatment Electrician II		(106,028)
5	-	5	5617	Wastewater Treatment Mechanic Supervisor		(122,116)
2	-	2	5853	Electric Pumping Plant Operator		(79,401)
4	-	4	5923	Building Operating Engineer		(92,352)
1	-	1	5925	Senior Building Operating Engineer		(111,279)
1	-	1	6145-2	Video Technician II	2937	(61,324 - 89,700)

## Bureau of Sanitation

Position Counts					2019-20 Salary Range and Annual Salary	
2018-19	Change	2019-20	Code	Title		
<u>GENERAL</u>						
<u>Regular Positions</u>						
1	-	1	7212-1	Office Engineering Technician I	2161	(45,121 - 65,959)
6	-	6	7212-2	Office Engineering Technician II	2429(8)	(50,717 - 74,144)
2	-	2	7212-3	Office Engineering Technician III	2707	(56,522 - 82,643)
8	-	8	7213	Geographic Information Systems Specialist	3425	(71,514 - 104,587)
3	-	3	7214-1	Geographic Information Systems Supervisor I	3805	(79,448 - 116,155)
5	-	5	7225	Assistant Director Bureau of Sanitation	6570	(137,181 - 206,043)
5	-	5	7230-2	Control Systems Engineering Associate II	3453	(72,098 - 108,346)
3	-	3	7230-3	Control Systems Engineering Associate III	3845	(80,283 - 120,582)
1	-	1	7232	Civil Engineering Drafting Technician	2486	(51,907 - 75,898)
1	-	1	7236	Director Bureau of Sanitation		(261,208)
5	-	5	7237	Civil Engineer	4542	(94,836 - 142,464)
8	-	8	7242-1	Shift Superintendent Wastewater Treatment I	4342(8)	(90,660 - 136,221)
3	-	3	7242-2	Shift Superintendent Wastewater Treatment II	4585(8)	(95,734 - 143,821)
1	-	1	7243	Control Systems Engineer	4178	(87,236 - 131,063)
23	-	23	7246-2	Civil Engineering Associate II	3453	(72,098 - 108,346)
9	-	9	7246-3	Civil Engineering Associate III	3845	(80,283 - 120,582)
2	-	2	7246-4	Civil Engineering Associate IV	4178	(87,236 - 131,063)
5	-	5	7304-1	Environmental Supervisor I	3845	(80,283 - 120,582)
3	-	3	7304-2	Environmental Supervisor II	4178	(87,236 - 131,063)
1	(1)	-	7310-1	Environmental Specialist I	2866	(59,842 - 89,909)
9	-	9	7310-2	Environmental Specialist II	3453	(72,098 - 108,346)
5	-	5	7310-3	Environmental Specialist III	3845	(80,283 - 120,582)
4	-	4	7320	Environmental Affairs Officer	4739	(98,950 - 148,665)
2	-	2	7525-2	Electrical Engineering Associate II	3453	(72,098 - 108,346)
1	-	1	7525-4	Electrical Engineering Associate IV	4178	(87,236 - 131,063)
1	-	1	7543-1	Building Electrical Engineer I	4421	(92,310 - 138,643)
1	-	1	7554-2	Mechanical Engineering Associate II	3453	(72,098 - 108,346)
1	-	1	7554-4	Mechanical Engineering Associate IV	4178	(87,236 - 131,063)
1	-	1	7561-1	Building Mechanical Engineer I	4421	(92,310 - 138,643)
1	-	1	7561-2	Building Mechanical Engineer II	4915	(102,625 - 154,115)
14	-	14	7830	Senior Chemist	3845	(80,283 - 120,582)
37	-	37	7833-2	Chemist II	3087	(64,456 - 96,841)
3	-	3	7840-1	Wastewater Treatment Laboratory Manager I	4273	(89,220 - 134,049)
3	-	3	7840-2	Wastewater Treatment Laboratory Manager II	5025	(104,922 - 157,602)

## Bureau of Sanitation

Position Counts						
2018-19	Change	2019-20	Code	Title	2019-20 Salary Range and Annual Salary	
<u>GENERAL</u>						
<u>Regular Positions</u>						
1	-	1	7840-3	Wastewater Treatment Laboratory Manager III	5736	(119,767 - 179,943)
1	-	1	7854-1	Laboratory Technician I	2161	(45,121 - 65,959)
49	-	49	7854-2	Laboratory Technician II	2561	(53,473 - 78,174)
15	-	15	7856-2	Water Biologist II	3090	(64,519 - 96,924)
2	-	2	7856-3	Water Biologist III	3551	(74,144 - 111,394)
3	-	3	7857-2	Water Microbiologist II	3090	(64,519 - 96,924)
4	-	4	7859	Senior Water Biologist	TBD	
1	-	1	7861	Senior Water Microbiologist	TBD	
84	2	86	7871-2	Environmental Engineering Associate II	3453	(72,098 - 108,346)
40	-	40	7871-3	Environmental Engineering Associate III	3845	(80,283 - 120,582)
6	-	6	7871-4	Environmental Engineering Associate IV	4178	(87,236 - 131,063)
35	-	35	7872	Environmental Engineer	4178	(87,236 - 131,063)
14	-	14	7874	Senior Environmental Engineer	4915	(102,625 - 154,115)
5	-	5	7875	Principal Environmental Engineer	5736	(119,767 - 179,943)
1	-	1	7929-1	Landscape Architect I	4178	(87,236 - 131,063)
1	-	1	7929-2	Landscape Architect II	4421	(92,310 - 138,643)
1	-	1	7933-2	Landscape Architectural Associate II	3453	(72,098 - 108,346)
1	-	1	7933-3	Landscape Architectural Associate III	3845	(80,283 - 120,582)
2	-	2	7935-1	Graphics Supervisor I	3957	(82,622 - 120,811)
2	-	2	9167-1	Senior Personnel Analyst I	4135	(86,338 - 126,198)
23	-	23	9171-1	Senior Management Analyst I	3969	(82,872 - 121,145)
7	-	7	9171-2	Senior Management Analyst II	4917	(102,666 - 150,127)
3	-	3	9182	Chief Management Analyst	5736	(119,767 - 179,943)
104	1	105	9184	Management Analyst	3360	(70,156 - 102,562)
1	-	1	9230	Chief Financial Officer	6675	(139,374 - 209,342)
1	-	1	9375	Director of Systems	5736	(119,767 - 179,943)
3	-	3	9485	Senior Civil Engineer	4915	(102,625 - 154,115)
3,066	19	3,085				

AS NEEDED

To be Employed As Needed in Such Numbers as Required

0717-2	Event Attendant II	\$15.39/hr	
1358	Administrative Clerk	1752	(36,581 - 54,935)
1502	Student Professional Worker	1350(9)	(28,188 - 41,217)

## Bureau of Sanitation

Position Counts					2019-20 Salary Range and Annual Salary	
2018-19	Change	2019-20	Code	Title		
<u>AS NEEDED</u>						
<u>To be Employed As Needed in Such Numbers as Required</u>						
			1537	Project Coordinator	3147	(65,709 - 96,048)
			1542	Project Assistant	2390	(49,903 - 72,996)
			3112-6	Maintenance Laborer	1884	(39,337 - 59,132)
			3580-2	Refuse Collection Truck Operator II	2470(6)	(51,573 - 77,464)
			7203-1	Student Engineer I	1498(9)	(31,278 - 45,748)
			7203-2	Student Engineer II	1581(9)	(33,011 - 48,274)
			7203-3	Student Engineer III	1675(9)	(34,974 - 51,114)
			7203-4	Student Engineer IV	2378(9)	(49,652 - 72,620)
 <u>HIRING HALL</u>						
<u>Hiring Hall to be Employed As Needed in Such Numbers as Required</u>						
			0855	Air Conditioning Mechanic - Hiring Hall		\$42.71/hr
			0858	Carpenter - Hiring Hall		\$44.36/hr
			0858-C	Carpenter Apprentice - Hiring Hall		\$29.09/hr
			0858-Z	City Craft Assistant - Hiring Hall		\$25.39/hr
			0860-2	Cement Finisher II - Hiring Hall		\$38.98/hr
			0869	Masonry Worker - Hiring Hall		\$36.09/hr
			0870	Painter - Hiring Hall		\$30.56/hr
			0872-3	Pipefitter III - Hiring Hall		\$45.44/hr
			0874-2	Plumber II - Hiring Hall		\$45.44/hr
			0882	Wastewater Treatment Electrician - Hiring Hall		\$41.22/hr
			0897	Equipment Operating Engineer - Hiring Hall		\$45.54/hr
			0898	Operating Engineer - Hiring Hall		\$44.32/hr
 <u>SEASONAL</u>						
<u>Seasonal Positions</u>						
80	-	80	3112-6	Maintenance Laborer	1884	(39,337 - 59,132)
3	-	3	3525-6	Equipment Operator		(102,244)
160	-	160	3580-2	Refuse Collection Truck Operator II	2470(6)	(51,573 - 77,464)
243	-	243				
				Regular Positions		Seasonal Positions
<b>Total</b>				3,085		243

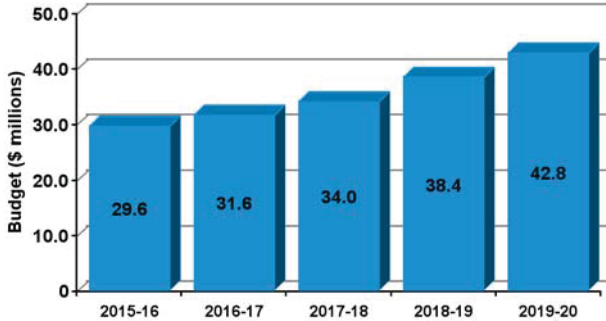
**THIS PAGE INTENTIONALLY LEFT BLANK**

# BUREAU OF STREET LIGHTING

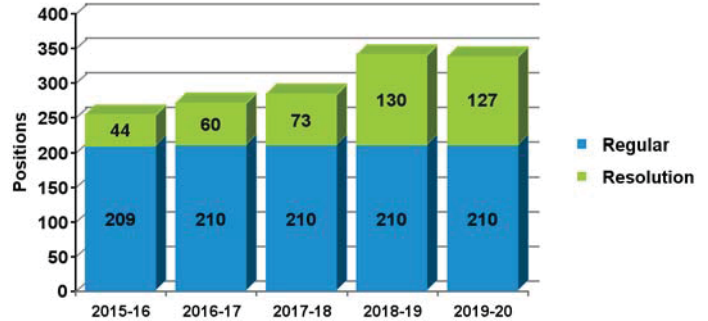
2019-20 Proposed Budget

## FIVE YEAR HISTORY OF BUDGET AND POSITION AUTHORITIES

FIVE YEAR BUDGET HISTORY



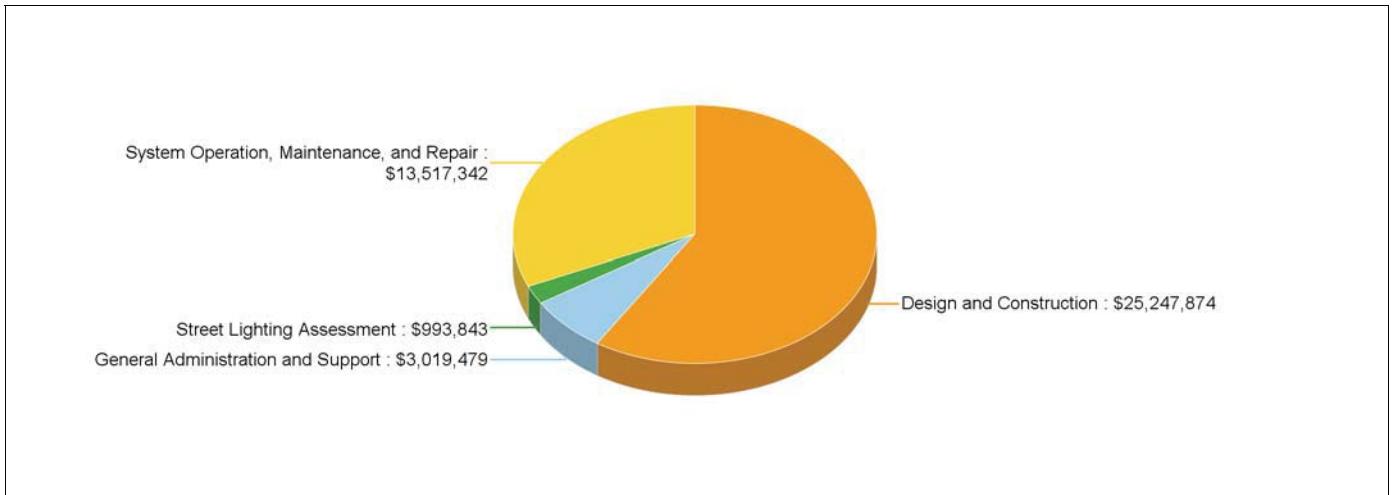
FIVE YEAR POSITION AUTHORITY HISTORY



## SUMMARY OF 2019-20 PROPOSED BUDGET CHANGES

	Total Budget			General Fund				Special Fund		
		Regular	Resolution		Regular	Resolution		Regular	Resolution	
2018-19 Adopted	\$38,426,021	210	130	-	-	-	\$38,426,021	100.0%	210	130
2019-20 Proposed	\$42,778,538	210	127	-	-	-	\$42,778,538	100.0%	210	127
Change from Prior Year	\$4,352,517	-	(3)	-	-	-	\$4,352,517	-	-	(3)

## 2019-20 FUNDING DISTRIBUTION BY PROGRAM



## MAIN BUDGET ITEMS

	Funding	Positions
* Smart City Initiatives	\$986,978	-
* Co-Location Small Cell Communication Attachment	\$6,822,571	-
* Accelerated High Voltage Conversion Program	\$3,402,983	-
* Electric Vehicle Charging Stations	\$349,565	-

## Recapitulation of Changes

	Adopted Budget 2018-19	Total Budget Changes	Total Budget 2019-20
<b>EXPENDITURES AND APPROPRIATIONS</b>			
<b>Salaries</b>			
Salaries General	27,001,280	4,135,772	31,137,052
Overtime General	836,000	-	836,000
Hiring Hall Salaries	1,807,888	85,598	1,893,486
Benefits Hiring Hall	1,501,059	44,647	1,545,706
Total Salaries	<u>31,146,227</u>	<u>4,266,017</u>	<u>35,412,244</u>
<b>Expense</b>			
Printing and Binding	12,500	-	12,500
Contractual Services	338,400	-	338,400
Field Equipment Expense	10,000	-	10,000
Transportation	1,000	-	1,000
Office and Administrative	404,014	4,500	408,514
Operating Supplies	1,628,050	82,000	1,710,050
Total Expense	<u>2,393,964</u>	<u>86,500</u>	<u>2,480,464</u>
<b>Equipment</b>			
Furniture, Office, and Technical Equipment	1,000	-	1,000
Total Equipment	<u>1,000</u>	<u>-</u>	<u>1,000</u>
<b>Special</b>			
St. Lighting Improvements and Supplies	4,884,830	-	4,884,830
Total Special	<u>4,884,830</u>	<u>-</u>	<u>4,884,830</u>
<b>Total Bureau of Street Lighting</b>	<b><u>38,426,021</u></b>	<b><u>4,352,517</u></b>	<b><u>42,778,538</u></b>

### Recapitulation of Changes

	Adopted Budget 2018-19	Total Budget Changes	Total Budget 2019-20
<b>SOURCES OF FUNDS</b>			
Special Gas Tax Improvement Fund (Sch. 5)	2,990,382	58,804	3,049,186
Road Maintenance and Rehabilitation Program Special (Sch. 5)	363,682	(363,682)	-
Sewer Capital Fund (Sch. 14)	198,725	16,027	214,752
Street Lighting Maintenance Assessment Fund (Sch. 19)	28,648,483	2,571,817	31,220,300
Proposition C Anti-Gridlock Transit Fund (Sch. 27)	2,205,335	995,136	3,200,471
MICLA 2017 Streetlights Construction Fund (Sch. 29)	3,255,780	147,203	3,402,983
Street Banners Revenue Trust Fund (Sch. 29)	99,462	8,015	107,477
Measure R Local Return Fund (Sch. 49)	503,648	12,897	516,545
Measure M Local Return Fund (Sch. 52)	160,524	906,300	1,066,824
<b>Total Funds</b>	<b>38,426,021</b>	<b>4,352,517</b>	<b>42,778,538</b>
Percentage Change			11.33%
Positions	210	-	210



### Changes Applicable to Various Programs

The following changes involve two or more budgetary programs. These changes are explained below and apportioned as single entries in the affected programs. Single-program changes are shown only in the programs involved.

Program Changes	Direct Cost	Positions	Total Cost
<b>Changes in Salaries, Expense, Equipment, and Special</b>			
<b>Obligatory Changes</b>			
1. <b>2018-19 Employee Compensation Adjustment</b> Related costs consist of employee benefits. <i>SG: \$1,153,559</i> <i>Related Costs: \$359,447</i>	1,153,559	-	1,513,006
2. <b>2019-20 Employee Compensation Adjustment</b> Related costs consist of employee benefits. <i>SG: \$317,357</i> <i>Related Costs: \$98,887</i>	317,357	-	416,244
3. <b>Change in Number of Working Days</b> Increase funding to reflect two additional working days. Related costs consist of employee benefits. <i>SG: \$150,686</i> <i>Related Costs: \$44,694</i>	150,686	-	195,380
4. <b>Salary Step and Turnover Effect</b> Related costs consist of employee benefits. <i>SG: \$85,165</i> <i>Related Costs: \$25,258</i>	85,165	-	110,423

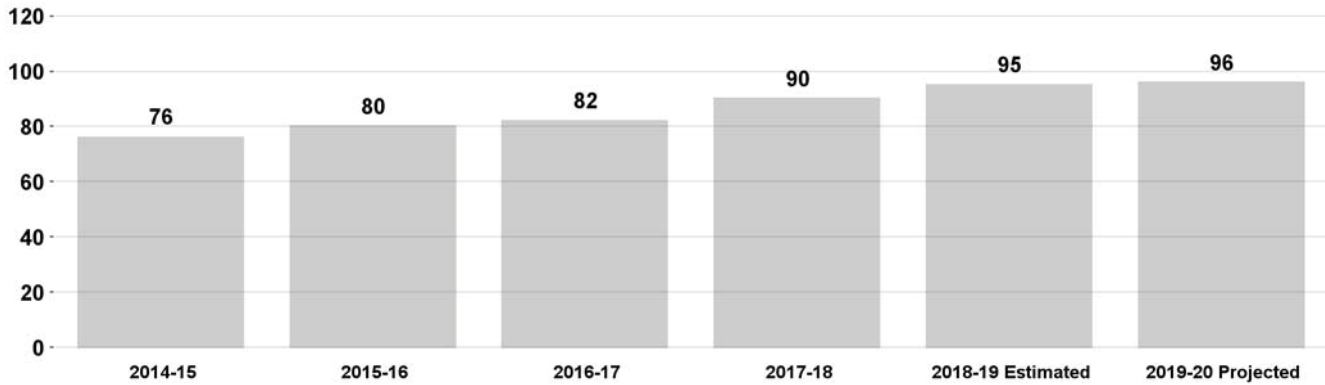
Program Changes	Direct Cost	Positions	Total Cost
<b>Changes in Salaries, Expense, Equipment, and Special</b>			
<b>Deletion of One-Time Services</b>			
<b>5. Deletion of One-Time Special Funding</b> Delete one-time Street Lighting Improvements and Supplies Account funding. <i>SP: (\$2,100,000)</i>	(2,100,000)	-	(2,100,000)
<b>6. Deletion of One-Time Expense Funding</b> Delete one-time Hiring Hall Salaries, Benefits Hiring Hall, Overtime General, and expense funding. <i>SHH: (\$1,628,688) SHHFB: (\$1,380,259) SOT: (\$565,000)</i> <i>EX: (\$1,247,900)</i>	(4,821,847)	-	(4,821,847)
<b>7. Deletion of Funding for Resolution Authorities</b> Delete funding for 130 resolution authority positions. Resolution authorities are reviewed annually and continued only if sufficient funding is available to maintain the current service level. Related costs consist of employee benefits.  126 positions are continued: Smart City Initiatives (Four positions) Co-Location Small Cell Communication Attachment (48 positions) Accelerated High Voltage Program (18 positions) Electric Vehicle Charging Stations (Three positions) Vision Zero (11 positions) Transportation Grant Annual Work Program (Five positions) Metro Annual Work Program (18 positions) Traffic Signal Support (Five positions) Utility Lighting Requests (One position) LAWA Landside Access Modernization Program (Two positions) Enhanced Transportation Grant Annual Work Program (Seven positions) Copper Wire Theft Replacement Program (Four positions)  One vacant position is not continued: Co-Location Small Cell Communication Attachment (One position)  Three positions are not continued: Tunnel and Underpass LED Lighting Improvement (Three positions) <i>SG: (\$8,591,389)</i> <i>Related Costs: (\$4,157,172)</i>	(8,591,389)	-	(12,748,561)
<b>TOTAL CHANGES APPLICABLE TO VARIOUS PROGRAMS</b>	<b>(13,806,469)</b>	<b>-</b>	

**Design and Construction**

Priority Outcome: Create a more livable and sustainable city

This program designs and constructs new lighting systems, rehabilitates and replaces deteriorated lighting systems, and supports other departments and agencies with their street lighting designs. These street lighting improvements are all designed according to nationally accepted standards which increase the safety for all the residents in the City. This program promotes regional public spaces that enhance economic development, streetscapes, and walkability. Lit areas create a safe and inviting atmosphere for shoppers, diners, cyclists, and transit users, which can have a positive economic impact on a community.

**Percentage of Streetlights Converted to LED**



Program Changes	Direct Cost	Positions	Total Cost
<b>Changes in Salaries, Expense, Equipment, and Special</b>			
<b>Apportionment of Changes Applicable to Various Programs</b>	(13,141,735)	-	(16,968,329)
Related costs consist of employee benefits.			
<i>SG: (\$7,700,552) SHH: (\$1,512,353) SHHFB: (\$1,265,730)</i>			
<i>SOT: (\$510,000) EX: (\$853,100) SP: (\$1,300,000)</i>			
<i>Related Costs: (\$3,826,594)</i>			
<b>Continuation of Services</b>			
<b>8. Smart City Initiatives</b>	986,978	-	1,183,294
Continue funding and resolution authority for four positions consisting of two Street Lighting Engineering Associate (SLEA) IIs, one SLEA III, and one Street Lighting Engineer to support street lighting technology initiatives. Add one-time funding in the Hiring Hall Salaries and Benefits Hiring Hall accounts to support this program. Funding is provided by the Street Lighting Maintenance Assessment Fund. Related costs consist of employee benefits.			
<i>SG: \$456,229 SHH: \$290,775 SHHFB: \$239,974</i>			
<i>Related Costs: \$196,316</i>			

**Design and Construction**

Program Changes	Direct Cost	Positions	Total Cost
<b>Changes in Salaries, Expense, Equipment, and Special</b>			
<b>Continuation of Services</b>			
<p><b>9. Co-Location Small Cell Communication Attachment</b></p> <p>Continue funding and resolution authority for 48 positions consisting of one Street Lighting Engineer, one Street Lighting Engineering Associate (SLEA) IV, two SLEA IIIs, six SLEA IIs, two Civil Engineering Drafting Technicians, one Management Assistant, one Accounting Clerk, one Administrative Clerk, three Street Lighting Electrician Supervisor Is, eight Street Lighting Electricians, one Assistant Street Lighting Electrician, ten Electrical Craft Helpers, one Storekeeper II, one Cement Finisher Supervisor, one Cement Finisher, one Cement Finisher Worker, one Welder, and six Maintenance and Construction Helpers. One Principal Storekeeper is not continued. These positions support the installation of communication devices on streetlights by telecommunication companies. Continue one-time funding in the Overtime General (\$200,000), Hiring Hall Salaries (\$426,561), Benefits Hiring Hall (\$345,557), Office and Administrative (\$7,000), Operating Supplies (\$537,900), and Street Lighting Improvements and Supplies (\$1,300,000) accounts. Funding is provided by the Street Lighting Maintenance Assessment Fund and costs will be fully reimbursed by the telecommunication companies that own the devices. Related costs consist of employee benefits.  <i>SG: \$4,005,553 SHH: \$426,561 SHHFB: \$345,557</i>  <i>SOT: \$200,000 EX: \$544,900 SP: \$1,300,000</i>  <i>Related Costs: \$1,898,002</i></p>	6,822,571	-	8,720,573
<p><b>10. Accelerated High Voltage Conversion Program</b></p> <p>Continue funding and resolution authority for 18 positions consisting of one Street Lighting Engineering Associate (SLEA) IV, one SLEA II, one Civil Engineering Drafting Technician, one Street Lighting Electrician Supervisor I, six Street Lighting Electricians, two Assistant Street Lighting Electricians, and six Electrical Craft Helpers to support the High Voltage Conversion Program. These positions convert streetlights on high voltage circuits to low voltage conduits and install new wiring and circuit breakers. This Program reduces energy consumption and increases the safety of the circuits. Add one-time funding in the Overtime General (\$310,000), Hiring Hall Salaries (\$872,326), Benefits Hiring Hall (\$719,922), and Contractual Services (\$30,000) accounts. Funding is financed by the Municipal Improvement Corporation of Los Angeles (MICLA) to be repaid by the Street Lighting Maintenance Assessment Fund. Funding for materials (\$1.5 million) and contract support (\$14.5 million) will be expended directly from the MICLA fund. Related costs consist of employee benefits.  <i>SG: \$1,470,735 SHH: \$872,326 SHHFB: \$719,922</i>  <i>SOT: \$310,000 EX: \$30,000</i>  <i>Related Costs: \$701,983</i></p>	3,402,983	-	4,104,966

**Design and Construction**

Program Changes	Direct Cost	Positions	Total Cost
<b>Changes in Salaries, Expense, Equipment, and Special</b>			
<b>Continuation of Services</b>			
<b>11. Electric Vehicle Charging Stations</b> Continue funding and resolution authority for three positions consisting of one Street Lighting Engineering Associate II, one Street Lighting Electrician, and one Electrical Craft Helper to install and maintain electric vehicle (EV) charging stations on existing streetlight poles. Continue one-time funding in the Operating Supplies Account for vehicle rentals and pavement striping. Funding is provided by the Special Gas Tax Improvement Fund. Related costs consist of employee benefits. <i>SG: \$252,865 EX: \$96,700</i> <i>Related Costs: \$119,409</i>	349,565	-	468,974
<b>12. Vision Zero</b> Continue funding and resolution authority for seven positions consisting of two Street Lighting Engineering Associate IIs, two Street Lighting Electricians, two Electrical Craft Helpers, and one Civil Engineering Drafting Technician. Continue resolution authority without funding for four positions consisting of two Street Lighting Electricians and two Electrical Craft Helpers. These positions provide design, coordination, and construction engineering services for various street lighting projects to facilitate implementation of the Vision Zero Program. Continue one-time funding in the Operating Supplies Account to support these projects. Funding is provided by the Measure R Local Return Fund (\$516,545) and Measure M Local Return Fund (\$162,049). Four unfunded positions will be reimbursed by the Road Maintenance and Rehabilitation Program Special Fund. See related Department of General Services, Police Department, Bureaus of Engineering and Street Services, and Department of Transportation items. Related costs consist of employee benefits. <i>SG: \$570,994 EX: \$107,600</i> <i>Related Costs: \$272,694</i>	678,594	-	951,288
<b>13. Transportation Grant Annual Work Program</b> Continue funding and resolution authority five positions consisting of three Street Lighting Engineering Associate IIs, one Management Analyst, and one Street Lighting Electrician Supervisor I to support the Transportation Grant Annual Work Program. Funding is provided by the Proposition C Anti-Gridlock Transit Fund, and the costs will be reimbursed as part of the Transportation Grant Annual Work Program. See related Bureaus of Contract Administration and Engineering items. Related costs consist of employee benefits. <i>SG: \$497,616</i> <i>Related Costs: \$222,752</i>	497,616	-	720,368

### Design and Construction

Program Changes	Direct Cost	Positions	Total Cost
<b>Changes in Salaries, Expense, Equipment, and Special</b>			
<b>Continuation of Services</b>			
<b>14. Metro Annual Work Program</b> Continue funding and resolution authority for ten positions consisting of one Street Lighting Engineering Associate (SLEA) IV, one SLEA III, five SLEA IIs, and three Civil Engineering Drafting Technicians. Add funding and continue resolution authority for eight positions consisting of two Street Lighting Engineers, two SLEA IIs, two SLEA IIIs, one SLEA IV, and one Management Analyst. These positions support the Los Angeles Metropolitan Transportation Authority (Metro) Annual Work Program. Front funding is provided by the Proposition C Anti-Gridlock Transit Improvement Fund (\$935,943) and the Measure M Local Return Fund (\$904,775), and the costs will be fully reimbursed by Metro. See related Bureaus of Contract Administration, Engineering, and Street Services, and Department of Transportation items. Related costs consist of employee benefits. <i>SG: \$1,840,718</i> <i>Related Costs: \$817,269</i>	1,840,718	-	2,657,987
<b>15. Traffic Signal Support</b> Continue funding and resolution authority for five positions consisting of two Street Lighting Engineering Associate (SLEA) IIs, one SLEA III, one Street Lighting Engineer, and one Civil Engineering Drafting Technician for traffic signal support, including the installation of new signals and signal modifications. Funding is provided by the Proposition C Anti-Gridlock Transit Improvement Fund. Related costs consist of employee benefits. <i>SG: \$515,589</i> <i>Related Costs: \$228,352</i>	515,589	-	743,941
<b>16. Utility Lighting Requests</b> Continue funding and resolution authority for one Street Lighting Engineering Associate II to respond to requests for streetlights on utility poles from the Department of Water and Power (DWP). This position is front funded by the Street Lighting Maintenance Assessment Fund and fully reimbursed by DWP. Related costs consist of employee benefits. <i>SG: \$102,689</i> <i>Related Costs: \$45,537</i>	102,689	-	148,226

**Design and Construction**

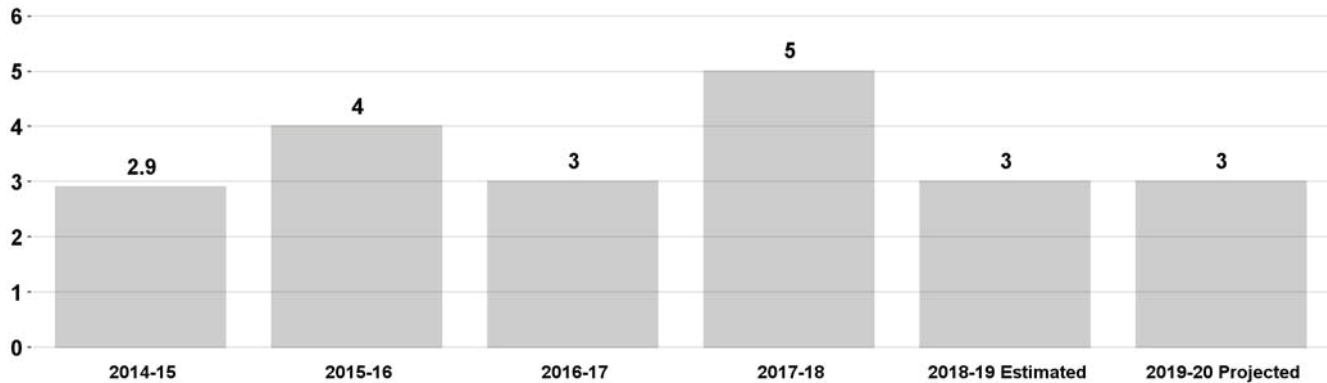
Program Changes	Direct Cost	Positions	Total Cost
<b>Changes in Salaries, Expense, Equipment, and Special</b>			
<b>Continuation of Services</b>			
<b>17. LAWA Landside Access Modernization Project</b> Continue funding and resolution authority for two positions consisting of one Street Lighting Engineer and one Street Lighting Engineering Associate III to support the Los Angeles World Airports (LAWA) Landside Access Modernization Program (LAMP). Funding is provided by the Street Lighting Maintenance Assessment Fund and is fully reimbursed by the Department of Airports and permitting fees. Related costs consist of employee benefits. <i>SG: \$250,852</i> <i>Related Costs: \$105,243</i>	250,852	-	356,095
<b>Increased Services</b>			
<b>18. Enhanced Transportation Grant Annual Work Program</b> Add funding and continue resolution authority seven positions consisting of one Street Lighting Engineer, one Street Lighting Engineering Associate (SLEA) III, one SLEA II, two Street Lighting Electricians, and two Electrical Craft Helpers to provide additional support for the Transportation Grant Annual Work Program. Add one-time funding in the Office and Administrative (\$4,000) and Operating Supplies (\$202,400) accounts. Funding is provided by the Proposition C Anti-Gridlock Transit Fund, and the costs will be reimbursed as part of the Transportation Grant Annual Work Program. Related costs consist of employee benefits. <i>SG: \$684,742 EX: \$206,400</i> <i>Related Costs: \$308,139</i>	891,142	-	1,199,281
<b>New Services</b>			
<b>19. Affordable Housing and Sustainable Communities</b> Add nine-months funding and resolution authority for one Street Lighting Engineering Associate II to support the Affordable Housing and Sustainable Communities (AHSC) Program. Add one-time funding in the Office and Administrative Account to support this work. Front funding is provided by the Street Lighting Maintenance Fund and will be reimbursed by grant funds. See related Housing and Community Investment Department, Bureau of Engineering, and Department of Transportation items. Related costs consist of employee benefits. <i>SG: \$72,589 EX: \$500</i> <i>Related Costs: \$36,158</i>	73,089	-	109,247
<b>TOTAL Design and Construction</b>	<b>3,270,651</b>	<b>-</b>	
2018-19 Program Budget	21,977,223	80	
Changes in Salaries, Expense, Equipment, and Special	3,270,651	-	
<b>2019-20 PROGRAM BUDGET</b>	<b>25,247,874</b>	<b>80</b>	

**System Operation, Maintenance, and Repair**

Priority Outcome: Ensure our communities are the safest in the nation

This program is responsible for the maintenance, repair, and operation of more than 210,000 streetlights in the City of Los Angeles, providing construction support for various street lighting projects, overseeing fleet coordination and warehouse activities, and coordinating with engineering for testing and equipment evaluations. This program ensures that street lights are effectively lighting roads to enhance public safety.

**Single Streetlight Outage Response Time (in working days)**



**Program Changes**

**Direct Cost    Positions    Total Cost**

**Changes in Salaries, Expense, Equipment, and Special**

**Apportionment of Changes Applicable to Various Programs**                      (936,001)                      -                      (821,994)

Related costs consist of employee benefits.

SG: \$544,663    SHH: (\$116,335)    SHHFB: (\$114,529)

SOT: (\$55,000)    EX: (\$394,800)    SP: (\$800,000)

Related Costs: \$114,007



**System Operation, Maintenance, and Repair**

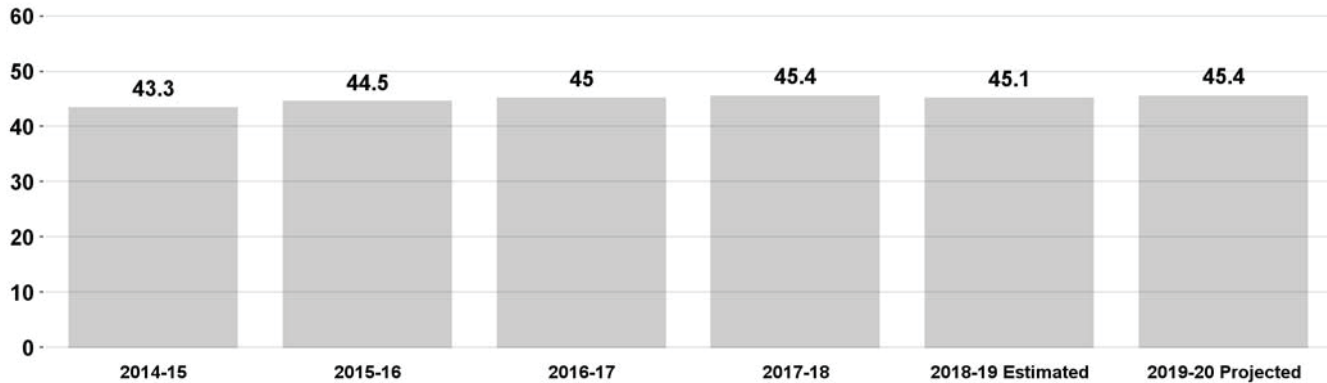
Program Changes	Direct Cost	Positions	Total Cost
<b>Changes in Salaries, Expense, Equipment, and Special</b>			
<b>Continuation of Services</b>			
<b>20. Copper Wire Theft Replacement Program</b> Continue funding and resolution authority for four positions consisting of one Cement Finisher Worker, one Street Lighting Electrician, one Electrical Craft Helper, and one Welder to support the replacement of copper wire stolen from streetlights and street lighting facilities and the reinforcement of pull boxes. Continue one-time funding in the Overtime General (\$55,000), Contractual Services (\$172,000), and Street Lighting Supplies (\$800,000) accounts. Expense funding is required to purchase replacement copper wire and lockable pull boxes to prevent future theft. Funding is provided by the Street Lighting Maintenance Assessment Fund (\$172,000) and the Special Gas Tax Improvement Fund (\$1,154,223). Related costs consist of employee benefits. <i>SG: \$299,223 SOT: \$55,000 EX: \$172,000</i> <i>SP: \$800,000</i> <i>Related Costs: \$147,394</i>	1,326,223	-	1,473,617
<b>21. Fleet Leasing</b> Continue one-time funding in the Operating Supplies Account for the lease and maintenance of six vehicles and maintenance equipment to support field operations. Funding is provided by the Street Lighting Maintenance Assessment Fund. <i>EX: \$139,800</i>	139,800	-	139,800
<b>22. Underground Substructure Locate and Mark</b> Add one-time funding to the Hiring Hall Salaries (\$124,624), Benefits Hiring Hall (\$119,453), and Operating Supplies (\$36,500) accounts to support the Locate and Mark Program. Funding is provided to respond to requests from excavators to mark the location of underground substructures prior to digging. Funding is provided by the Street Lighting Maintenance Assessment Fund. <i>SHH: \$124,624 SHHFB: \$119,453 EX: \$36,500</i>	280,577	-	280,577
<b>Increased Services</b>			
<b>23. Hiring Hall and As-Needed Authorities</b> Add as-needed employment authorities for the Street Lighting Electrician, Electrical Craft Helper, and Cement Finisher classifications. Add Hiring Hall employment authorities for the Painter, Street Lighting Electrician, Electrical Craft Helper, and Cement Finisher I and II classifications. These authorities will address intermittent workload and operational needs.	-	-	-
<b>TOTAL System Operation, Maintenance, and Repair</b>	<b>810,599</b>	<b>-</b>	
2018-19 Program Budget	12,706,743	93	
Changes in Salaries, Expense, Equipment, and Special	810,599	-	
<b>2019-20 PROGRAM BUDGET</b>	<b>13,517,342</b>	<b>93</b>	

**Street Lighting Assessment**

Priority Outcome: Make Los Angeles the best run big city in America

This program is responsible for coordinating and processing street lighting maintenance assessments for over 550,000 parcels, preparing ordinances, ballots, and mapping to create new assessment districts on an annual basis. Assessments provide funding needed to install, power, and maintain street lights to ensure safe communities and livable neighborhoods.

**Street Lighting Maintenance Assessment Fund Revenue (in millions)**



	Program Changes	Direct Cost	Positions	Total Cost
<b>Changes in Salaries, Expense, Equipment, and Special</b>				
<b>Apportionment of Changes Applicable to Various Programs</b>		63,187	-	82,852
Related costs consist of employee benefits.				
<i>SG: \$63,187</i>				
<i>Related Costs: \$19,665</i>				
<b>TOTAL Street Lighting Assessment</b>		<b>63,187</b>	<b>-</b>	
2018-19 Program Budget		930,656	10	
Changes in Salaries, Expense, Equipment, and Special		63,187	-	
<b>2019-20 PROGRAM BUDGET</b>		<b>993,843</b>	<b>10</b>	

**General Administration and Support**

This program provides executive, technical, and administrative support. General administrative support includes budget preparation, finance and accounting, and clerical support. Technical program support includes information technology support for all engineering and field operations, maintenance of the street lighting mapping system, asset maintenance system, outage applications, and as-built street lighting projects.

Program Changes	Direct Cost	Positions	Total Cost
<b>Changes in Salaries, Expense, Equipment, and Special</b>			
<b>Apportionment of Changes Applicable to Various Programs</b>	208,080	-	272,116
Related costs consist of employee benefits.			
<i>SG: \$208,080</i>			
<i>Related Costs: \$64,036</i>			
<b>TOTAL General Administration and Support</b>	<b>208,080</b>	<b>-</b>	
2018-19 Program Budget	2,811,399	27	
Changes in Salaries, Expense, Equipment, and Special	208,080	-	
<b>2019-20 PROGRAM BUDGET</b>	<b>3,019,479</b>	<b>27</b>	

**BUREAU OF STREET LIGHTING  
DETAIL OF CONTRACTUAL SERVICES ACCOUNT**

2017-18 Actual Expenditures	2018-19 Adopted Budget	2018-19 Estimated Expenditures	Program/Code/Description	2019-20 Contract Amount
<b>Design and Construction - AJ8401</b>				
\$ -	\$ 30,000	\$ 1,000	1. Independent testing.....	\$ 30,000
7,341	6,500	9,000	2. Copier rental.....	6,500
3,991	-	6,000	3. Miscellaneous contractual services.....	-
<u>\$ 11,332</u>	<u>\$ 36,500</u>	<u>\$ 16,000</u>	<b>Design and Construction Total</b>	<u>\$ 36,500</u>
<b>System Operation, Maintenance and Repair - AJ8402</b>				
\$ 5,511	\$ 5,000	\$ 5,000	4. Ice maker (Raymer Street Yard).....	\$ 5,000
48,713	52,000	64,000	5. Dig Alert.....	52,000
131,595	172,000	137,000	6. Security services.....	172,000
-	42,000	50,000	7. Locate and Mark .....	42,000
5,104	9,000	6,000	8. Copier rental.....	9,000
1,890	1,000	76,000	9. Miscellaneous contractual services.....	1,000
<u>\$ 192,813</u>	<u>\$ 281,000</u>	<u>\$ 338,000</u>	<b>System Operation, Maintenance and Repair Total</b>	<u>\$ 281,000</u>
<b>Street Lighting Assessment - AJ8403</b>				
\$ 956	\$ 11,000	\$ 1,000	10. Copier rental.....	\$ 11,000
-	1,000	-	11. Miscellaneous contractual services.....	1,000
-	400	-	12. Microfiche services (County Assessment Maps).....	400
<u>\$ 956</u>	<u>\$ 12,400</u>	<u>\$ 1,000</u>	<b>Street Lighting Assessment Total</b>	<u>\$ 12,400</u>
<b>General Administration and Support - AJ8450</b>				
\$ 3,427	\$ 4,000	\$ 5,000	13. Copier rental.....	\$ 4,000
598	2,500	29,000	14. Miscellaneous contractual services.....	2,500
-	2,000	-	15. Communication services.....	2,000
<u>\$ 4,025</u>	<u>\$ 8,500</u>	<u>\$ 34,000</u>	<b>General Administration and Support Total</b>	<u>\$ 8,500</u>
<u>\$ 209,126</u>	<u>\$ 338,400</u>	<u>\$ 389,000</u>	<b>TOTAL CONTRACTUAL SERVICES ACCOUNT</b>	<u>\$ 338,400</u>

## Bureau of Street Lighting

Position Counts						
2018-19	Change	2019-20	Code	Title	2019-20 Salary Range and Annual Salary	
<u>GENERAL</u>						
<u>Regular Positions</u>						
1	-	1	1117-2	Executive Administrative Assistant II	2827	(59,027 - 88,698)
1	-	1	1117-3	Executive Administrative Assistant III	3031	(63,287 - 95,066)
1	-	1	1170-1	Payroll Supervisor I	3045	(63,579 - 92,957)
4	-	4	1223	Accounting Clerk	2284	(47,689 - 71,618)
3	-	3	1358	Administrative Clerk	1752	(36,581 - 54,935)
3	-	3	1368	Senior Administrative Clerk	2162	(45,142 - 67,818)
1	-	1	1409-1	Information Systems Manager I	5191	(108,388 - 162,864)
1	-	1	1501	Student Worker	\$15.23/hr	
3	-	3	1539	Management Assistant	2390	(49,903 - 72,996)
2	-	2	1564-1	Improvement Assessor Supervisor I	3275	(68,382 - 100,015)
1	-	1	1564-2	Improvement Assessor Supervisor II	3946	(82,392 - 120,456)
3	-	3	1596	Systems Analyst	3360	(70,156 - 102,562)
4	-	4	1597-1	Senior Systems Analyst I	3974	(82,977 - 121,333)
1	-	1	1832-1	Warehouse and Toolroom Worker I	1849	(38,607 - 57,983)
1	-	1	1835-2	Storekeeper II	2162	(45,142 - 67,818)
1	-	1	1837	Senior Storekeeper	2461	(51,385 - 77,172)
3	-	3	3115	Maintenance and Construction Helper	1849	(38,607 - 57,983)
1	-	1	3353	Cement Finisher		(79,244)
1	-	1	3771	Mechanical Helper	1946	(40,632 - 61,053)
2	-	2	3796	Welder		(87,361)
32	-	32	3799	Electrical Craft Helper		(63,680)
23	-	23	3809	Assistant Street Lighting Electrician		(73,466)
29	-	29	3811	Street Lighting Electrician		(90,645)
2	-	2	3820-1	Street Lighting Construction and Maintenance Supt I	4268	(89,115 - 133,882)
1	-	1	3820-2	Street Lighting Construction and Maintenance Supt II	4758	(99,347 - 149,229)
6	-	6	3840-1	Street Lighting Electrician Supervisor I		(99,347)
2	-	2	7207	Senior Civil Engineering Drafting Technician	2769	(57,816 - 84,543)
1	-	1	7212-2	Office Engineering Technician II	2429(8)	(50,717 - 74,144)
3	-	3	7212-3	Office Engineering Technician III	2707	(56,522 - 82,643)
4	-	4	7213	Geographic Information Systems Specialist	3425	(71,514 - 104,587)
1	-	1	7214-1	Geographic Information Systems Supervisor I	3805	(79,448 - 116,155)
4	-	4	7232	Civil Engineering Drafting Technician	2486	(51,907 - 75,898)
30	-	30	7527-2	Street Lighting Engineering Associate II	3453	(72,098 - 108,346)

## Bureau of Street Lighting

Position Counts					2019-20 Salary Range and Annual Salary	
2018-19	Change	2019-20	Code	Title		
<u>GENERAL</u>						
<u>Regular Positions</u>						
14	-	14	7527-3	Street Lighting Engineering Associate III	3845	(80,283 - 120,582)
1	-	1	7527-4	Street Lighting Engineering Associate IV	4178	(87,236 - 131,063)
2	-	2	7536	Assistant Director Bureau of Street Lighting	6322	(132,003 - 198,276)
6	-	6	7537	Street Lighting Engineer	4178	(87,236 - 131,063)
4	-	4	9171-1	Senior Management Analyst I	3969	(82,872 - 121,145)
1	-	1	9182	Chief Management Analyst	5736	(119,767 - 179,943)
2	-	2	9184	Management Analyst	3360	(70,156 - 102,562)
1	-	1	9265	Director of Street Lighting		(237,697)
3	-	3	9536	Senior Street Lighting Engineer	4915	(102,625 - 154,115)
210	-	210				

### AS NEEDED

#### To be Employed As Needed in Such Numbers as Required

1358	Administrative Clerk	1752	(36,581 - 54,935)
1501	Student Worker	\$15.23/hr	
1535-1	Administrative Intern I	1520(12)	(31,737 - 46,374)
3112	Maintenance Laborer	1746	(36,456 - 54,789)
3353	Cement Finisher		(79,244)
3799	Electrical Craft Helper		(63,680)
3811	Street Lighting Electrician		(90,645)

### HIRING HALL

#### Hiring Hall to be Employed As Needed in Such Numbers as Required

0860-1	Cement Finisher I - Hiring Hall	\$15.39/hr
0860-2	Cement Finisher II - Hiring Hall	\$38.98/hr
0862	Electrical Craft Helper - Hiring Hall	\$31.15/hr
0870	Painter - Hiring Hall	\$30.56/hr
0879	Street Lighting Electrician - Hiring Hall	\$41.27/hr

	<u>Regular Positions</u>
<b>Total</b>	210

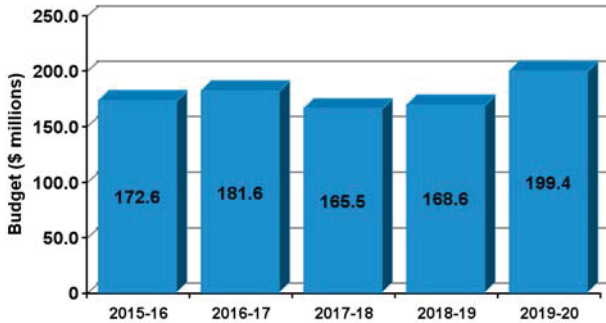
**THIS PAGE INTENTIONALLY LEFT BLANK**

# BUREAU OF STREET SERVICES

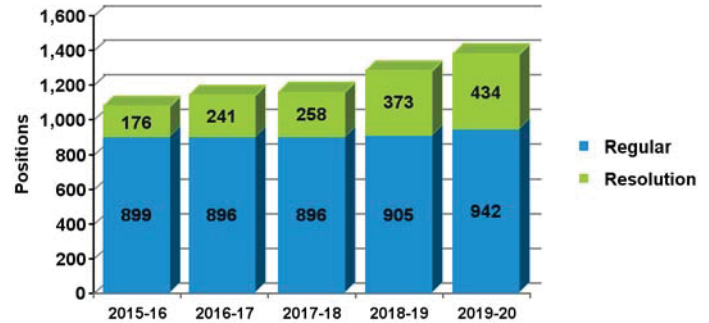
2019-20 Proposed Budget

## FIVE YEAR HISTORY OF BUDGET AND POSITION AUTHORITIES

FIVE YEAR BUDGET HISTORY



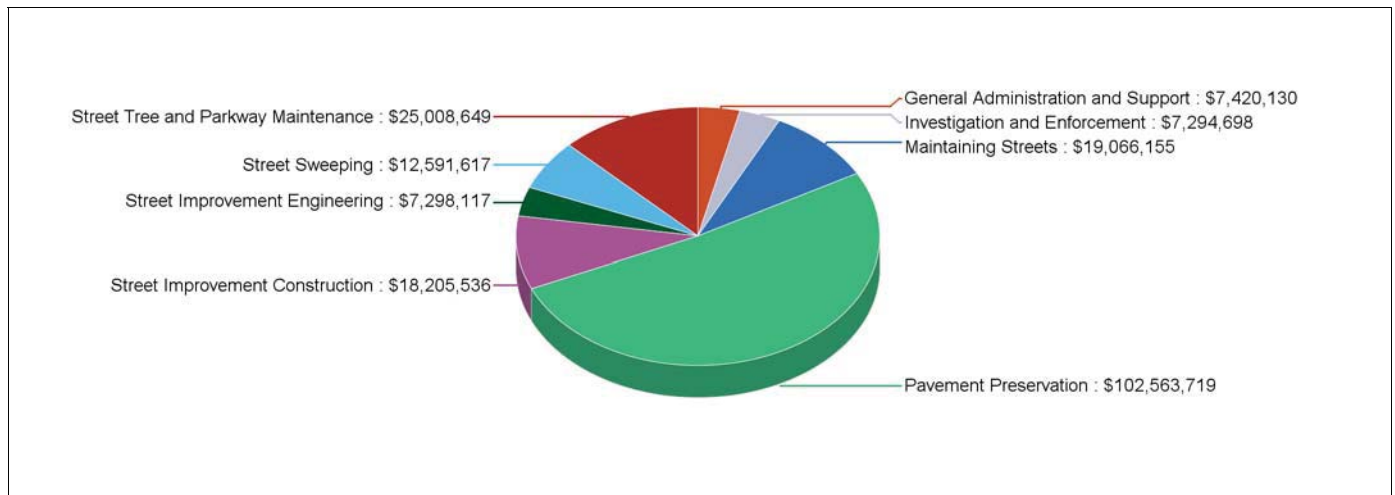
FIVE YEAR POSITION AUTHORITY HISTORY



## SUMMARY OF 2019-20 PROPOSED BUDGET CHANGES

	Total Budget			General Fund				Special Fund		
		Regular	Resolution		Regular	Resolution		Regular	Resolution	
2018-19 Adopted	\$168,627,154	905	373	\$34,147,308 20.3%	345	84	\$134,479,846 79.7%	560	289	
2019-20 Proposed	\$199,448,621	942	434	\$45,600,233 22.9%	346	91	\$153,848,388 77.1%	596	343	
Change from Prior Year	\$30,821,467	37	61	\$11,452,925	1	7	\$19,368,542	36	54	

## 2019-20 FUNDING DISTRIBUTION BY PROGRAM



## MAIN BUDGET ITEMS

	Funding	Positions
* Sidewalk Repair Program	\$8,713,382	-
* Citywide Sidewalk Vending Program	\$966,928	-
* Tree Watering Enhancement	\$282,584	-
* Risk and Liability Reduction	\$833,143	-
* Failed Street Reconstruction	\$9,491,774	-
* Sidewalk Access Ramps Enhancement	\$123,903	2



## Recapitulation of Changes

	Adopted Budget 2018-19	Total Budget Changes	Total Budget 2019-20
<b>EXPENDITURES AND APPROPRIATIONS</b>			
<b>Salaries</b>			
Salaries General	83,204,522	15,611,387	98,815,909
Overtime General	6,925,595	1,102,159	8,027,754
Hiring Hall Salaries	785,296	-	785,296
Benefits Hiring Hall	364,232	-	364,232
<b>Total Salaries</b>	<b>91,279,645</b>	<b>16,713,546</b>	<b>107,993,191</b>
<b>Expense</b>			
Printing and Binding	101,067	14,380	115,447
Construction Expense	47,594,647	5,900,000	53,494,647
Contractual Services	16,800,334	6,541,186	23,341,520
Field Equipment Expense	753,794	(8,000)	745,794
Transportation	397,313	30,000	427,313
Utilities Expense Private Company	838,751	-	838,751
Uniforms	156,921	64,440	221,361
Office and Administrative	1,088,730	404,469	1,493,199
Operating Supplies	9,615,952	1,161,446	10,777,398
<b>Total Expense</b>	<b>77,347,509</b>	<b>14,107,921</b>	<b>91,455,430</b>
<b>Total Bureau of Street Services</b>	<b>168,627,154</b>	<b>30,821,467</b>	<b>199,448,621</b>

### Recapitulation of Changes

	Adopted Budget 2018-19	Total Budget Changes	Total Budget 2019-20
<b>SOURCES OF FUNDS</b>			
General Fund	34,147,308	11,452,925	45,600,233
Special Gas Tax Improvement Fund (Sch. 5)	58,554,693	2,754,062	61,308,755
Stormwater Pollution Abatement Fund (Sch. 7)	5,552,857	354,308	5,907,165
Proposition A Local Transit Assistance Fund (Sch. 26)	2,228,534	55,722	2,284,256
Proposition C Anti-Gridlock Transit Fund (Sch. 27)	8,506,892	879,050	9,385,942
Street Damage Restoration Fee Fund (Sch. 47)	23,241,068	5,259,883	28,500,951
Measure R Local Return Fund (Sch. 49)	23,236,520	2,684,335	25,920,855
Sidewalk Repair Fund (Sch. 51)	8,470,789	242,593	8,713,382
Measure M Local Return Fund (Sch. 52)	4,688,493	7,138,589	11,827,082
<b>Total Funds</b>	<b>168,627,154</b>	<b>30,821,467</b>	<b>199,448,621</b>
Percentage Change			18.28%
Positions	905	37	942

### Changes Applicable to Various Programs

The following changes involve two or more budgetary programs. These changes are explained below and apportioned as single entries in the affected programs. Single-program changes are shown only in the programs involved.

Program Changes	Direct Cost	Positions	Total Cost
<b>Changes in Salaries, Expense, Equipment, and Special</b>			
<b>Obligatory Changes</b>			
<b>1. 2018-19 Employee Compensation Adjustment</b> Related costs consist of employee benefits. <i>SG: \$3,345,600</i> <i>Related Costs: \$1,041,331</i>	3,345,600	-	4,386,931
<b>2. 2019-20 Employee Compensation Adjustment</b> Related costs consist of employee benefits. <i>SG: \$1,785,824</i> <i>Related Costs: \$556,465</i>	1,785,824	-	2,342,289
<b>3. Change in Number of Working Days</b> Increase funding to reflect two additional working days. Related costs consist of employee benefits. <i>SG: \$541,634</i> <i>Related Costs: \$160,649</i>	541,634	-	702,283
<b>4. Full Funding for Partially Financed Positions</b> Related costs consist of employee benefits. <i>SG: \$5,839,123</i> <i>Related Costs: \$1,731,884</i>	5,839,123	-	7,571,007
<b>5. Salary Step and Turnover Effect</b> Related costs consist of employee benefits. <i>SG: (\$242,912)</i> <i>Related Costs: (\$72,495)</i>	(242,912)	-	(315,407)
<b>Deletion of One-Time Services</b>			
<b>6. Deletion of One-Time Expense Funding</b> Delete one-time Salaries, Overtime, and expense funding. <i>SHH: (\$516,826) SHHFB: (\$229,997) SOT: (\$1,854,457)</i> <i>EX: (\$6,476,420)</i>	(9,077,700)	-	(9,077,700)
<b>7. Deletion of Funding for Resolution Authorities</b> Delete funding for 373 resolution authority positions. An additional 56 positions were approved during 2018-19. Resolution authorities are reviewed annually and continued only if sufficient funding is available to maintain the current service level. Related costs consist of employee benefits.  39 positions are continued as regular positions: Public Right-of-Way Construction (Four positions) Sidewalk Access Ramps (23 positions) Bus Pad and Stop Improvements (11 positions) Sustainability Officer (One position)	(22,147,516)	-	(32,353,635)

**Program Changes****Direct Cost   Positions   Total Cost****Changes in Salaries, Expense, Equipment, and Special****Deletion of One-Time Services**

316 positions are continued:

Complete Streets - Street Reconstruction and Trees (44 positions)

Great Streets Initiative (13 positions)

Sidewalk Repair Program (71 positions)

Street and Transportation Improvements (78 positions)

Tree Trimming (Four positions)

Dead Tree and Stump Removal (Eight positions)

Root Pruning (Two positions)

Vision Zero Bicycle Lane Inspection and Cleaning (Six positions)

Roadway Infrastructure Survey (One position)

Vision Zero - Concrete Construction (Nine positions)

Complete Streets - Sidewalks (58 positions)

Metro Annual Work Program (15 positions)

Implementation of Bikeways and Pedestrian Facilities (Five positions)

LAWA Landside Access Modernization Program (One position)

Service Coordinator (One position)

56 positions approved during 2018-19 are continued:

Hollywood Blvd Enforcement and 1st Amendment Permitting (Two positions)

Tree Trimming (28 positions)

Dead Tree and Stump Removal (Seven positions)

Tree Planting (Nine positions)

Tree Watering (Six positions)

Proactive Tree Care Oversight and Administration (Three positions)

Pre-Development and Permit Review (One position)

13 vacant positions are not continued:

Clean Streets Parking Notification Pilot (Three positions)

Tree Trimming (One position)

Measure M Project Support (Nine positions)

Five positions are not continued:

Clean Streets Parking Notification Pilot (One position)

Measure M Project Support (Four positions)

*SG: (\$22,147,516)*

*Related Costs: (\$10,206,119)*

Program Changes	Direct Cost	Positions	Total Cost
<b>Changes in Salaries, Expense, Equipment, and Special</b>			
<b>Continuation of Services</b>			
<p><b>8. Complete Streets - Street Reconstruction and Trees</b></p> <p>Continue funding and resolution authority for 44 positions consisting of one Street Services Superintendent II, three Street Services Supervisor IIs, two Field Engineering Aides, four Street Services Worker IIs, four Street Services Worker Is, two Motor Sweeper Operators, three Heavy Duty Truck Operators, two Truck Operators, seven Equipment Operators, three Cement Finishers, one Carpenter, four Maintenance and Construction Helpers, two Maintenance Laborers, one Geographic Information Systems Specialist, one Systems Analyst, three Tree Surgeons, and one Tree Surgeon Supervisor I to perform street reconstruction and related services for the Complete Streets program. Funding is provided by the Measure M Local Return Fund. See related Department of General Services, Department of Transportation, and Bureaus of Contract Administration and Engineering items. Related costs consist of employee benefits.</p> <p><i>SG: \$3,358,019</i></p> <p><i>Related Costs: \$1,642,076</i></p>	3,358,019	-	5,000,095
<p><b>9. Great Streets Initiative</b></p> <p>Continue funding and resolution authority for 13 positions consisting of one Street Services Investigator, one Motor Sweeper Operator, two Maintenance and Construction Helpers, two Equipment Operators, one Street Services Supervisor I, three Cement Finishers, one Cement Finisher Worker, one Carpenter, and one Heavy Duty Truck Operator to support the Great Streets Initiative. Continue one-time funding in the Overtime General (\$326,076), Construction Expense (\$112,200), Contractual Services (\$90,828), and Transportation (\$6,000) accounts. Tree trimming will be provided in Great Streets Corridors by contract. Funding is provided by the Measure R Local Return Fund. See related Department of City Planning, Bureau of Engineering, and Department of Transportation items. Related costs consist of employee benefits.</p> <p><i>SG: \$983,014 SOT: \$326,076 EX: \$209,028</i></p> <p><i>Related Costs: \$482,315</i></p>	1,518,118	-	2,000,433

Program Changes	Direct Cost	Positions	Total Cost
-----------------	-------------	-----------	------------

---

**Changes in Salaries, Expense, Equipment, and Special**
**Continuation of Services**

10. <b>Sidewalk Repair Program</b>	8,713,382	-	11,417,929
------------------------------------	-----------	---	------------

Continue funding and resolution authority for 71 positions consisting of two Tree Surgeons, 11 Tree Surgeon Supervisor Is, one Tree Surgeon Supervisor IIs, three Tree Surgeon Assistants, one Plumber, two Light Equipment Operators, two Truck Operators, two Senior Administrative Clerks, 10 Maintenance and Construction Helpers, three Carpenters, 15 Cement Finishers, five Equipment Operators, five Heavy Duty Truck Operators, five Street Services Supervisor IIs, one Management Analyst, one Street Services Superintendent I, one Senior Administrative Clerk, and one Accounting Clerk to support the Sidewalk Repair Program. A total of 300,000 square feet of sidewalk will be repaired annually, driven by requests received from, and on behalf of, members of the disability community and by locations where the City has experienced liability. Continue one-time funding in the Hiring Hall Salaries (\$516,826) and Hiring Hall Benefits (\$229,997) accounts to provide additional staffing during peak workload periods. Continue one-time funding in the Overtime General (\$454,553), Printing and Binding (\$1,950), Construction Expense (\$952,457), Contractual Services (\$733,332), Field Equipment Expense (\$11,725), Uniforms (\$3,165), Office and Administrative (\$17,675), and Operating Supplies and Expenses (\$197,100) accounts. Funding is provided by the Sidewalk Repair Fund. Related costs consist of employee benefits.

*SG: \$5,594,602 SHH: \$516,826 SHHFB: \$229,997*

*SOT: \$454,553 EX: \$1,917,404*

*Related Costs: \$2,704,547*

Program Changes	Direct Cost	Positions	Total Cost
<b>Changes in Salaries, Expense, Equipment, and Special</b>			
<b>Continuation of Services</b>			
<b>11. Transportation Grant Annual Work Program</b> Continue funding and resolution authority for 78 positions consisting of one Tree Surgeon, one Tree Surgeon Supervisor II, one Tree Surgeon Assistant, one Plumber, 10 Gardener Caretakers, one Senior Gardener, one Park Maintenance Supervisor, 12 Maintenance and Construction Helpers, four Carpenters, six Cement Finisher Workers, eight Cement Finishers, two Plumbers, one Light Equipment Operator, four Equipment Operators, four Heavy Duty Truck Operators, two Street Services Supervisor IIs, two Street Services Worker Is, two Graphic Designer IIs, one Senior Civil Engineering Drafting Technician, six Civil Engineering Associate IIIs, one Landscape Architect I, one Landscape Architect II, three Landscape Architectural Associate III, one Management Analyst, one Senior Civil Engineer, and one Transportation Engineer to design and construct various street improvement projects as part of the Transportation Grant Annual Work Program. Continue one-time funding in the Overtime General (\$514,650), Printing and Binding (\$18,000), Field Equipment Expense (\$98,700), Uniforms (\$27,499), Office and Administrative (\$93,000), and Operating Supplies (\$63,000) accounts. Funding is provided by the Proposition C Anti-Gridlock Transit Fund. See related Department of Transportation and Bureaus of Contract Administration, Engineering, and Street Lighting items. Related costs consist of employee benefits. <i>SG: \$5,961,629 SOT: \$514,650 EX: \$300,199</i> <i>Related Costs: \$2,913,686</i>	6,776,478	-	9,690,164
<b>Restoration of Services</b>			
<b>12. Restoration of One-Time Expense Funding</b> Restore funding in the Overtime General (\$505,369), Construction Expense (\$6,730,467), Contractual Services (\$251,967), Field Equipment Expense (\$2,500), Uniforms (\$36,643), Office and Administrative (\$348,104), and Operating Supplies (\$685,083) accounts that were reduced on a one-time basis in the 2018-19 Adopted Budget. <i>SOT: \$505,369 EX: \$8,054,764</i>	8,560,133	-	8,560,133

Program Changes	Direct Cost	Positions	Total Cost
<b>Changes in Salaries, Expense, Equipment, and Special Efficiencies to Services</b>			
<b>13. Pavement Preservation Reduction</b> Reduce funding in the Salaries General (\$4,690,471) Account, as a one-time budget reduction, to reflect savings generated by positions filled in-lieu, maintaining vacancies, and anticipated attrition. Reduce funding in the Overtime General (\$505,369), Construction Expense (\$6,830,467), Contractual Services (\$251,967), Uniform Expense (\$36,643), and Operating Supplies (\$185,083) accounts, on a one-time basis. Related costs consist of employee benefits. <i>SG: (\$4,690,471) SOT: (\$505,369) EX: (\$7,304,160)</i> <i>Related Costs: (\$1,461,551)</i>	(12,500,000)	-	(13,961,551)
<b>Other Changes or Adjustments</b>			
<b>14. Various Position Changes</b> Add funding and regular authority for 13 positions consisting of two Plumbers, one Welder, three Motor Sweeper Operators, one Fiscal Systems Specialist II, and six Street Services Supervisor Is. These positions are authorized as substitute authority positions in 2018-19. Delete 17 positions consisting of one Heavy Duty Truck Operator, one Field Engineering Aide, three Compressor Operators, one Light Equipment Operator, two Carpenters, five Truck Operators, two Equipment Operators, and two Street Services Worker Is. There will be no change to the level of service provided. Related costs consist of employee benefits. <i>SG: (\$78,054)</i> <i>Related Costs: (\$78,479)</i>	(78,054)	(4)	(156,533)
<b>15. Program Realignment</b> Transfer funding between budgetary programs to reflect the current organizational structure. There will be no change to the level of services provided nor to the overall funding provided to the Bureau.	-	-	-
<b>16. Hiring Hall Authority</b> Add hiring hall employment authority for the Carpenter, Cement Finisher II, Masonry Worker, Plumber II, and Laborer classifications to the Department's Departmental Personnel Ordinance to provide as-needed services for the Pavement Preservation, Street Maintenance, and Street Improvement Construction programs. There will be no change to the level of service provided nor to the overall funding provided.	-	-	-
<b>TOTAL CHANGES APPLICABLE TO VARIOUS PROGRAMS</b>	<b>(3,607,871)</b>	<b>(4)</b>	

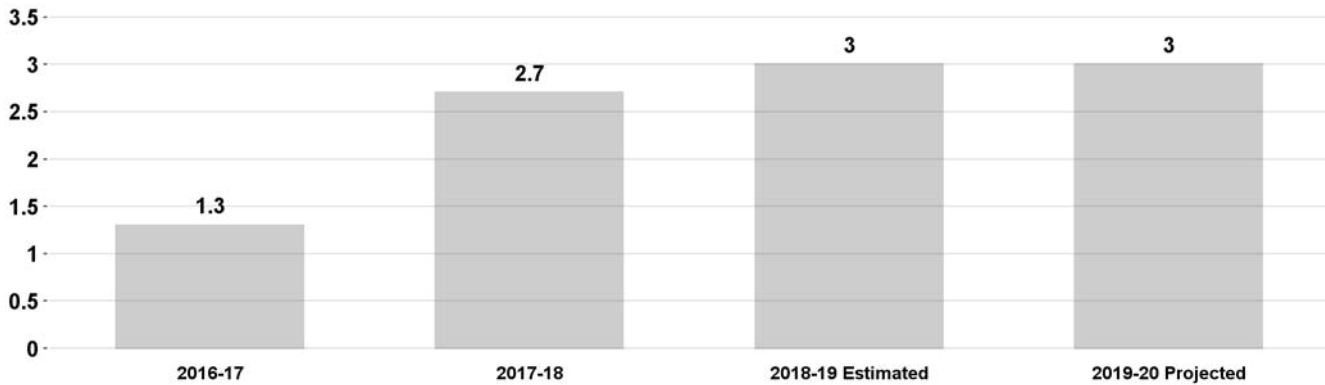


**Investigation and Enforcement**

Priority Outcome: Create a more livable and sustainable city

This program enforces various codes, statutes, and ordinances concerning the use of public streets, parkways, and sidewalks for safety, health, and welfare of the public.

**Average Number of Days to Inspect Obstruction Requests**



Program Changes	Direct Cost	Positions	Total Cost
<b>Changes in Salaries, Expense, Equipment, and Special</b>			
<b>Apportionment of Changes Applicable to Various Programs</b>	203,716	-	223,778
Related costs consist of employee benefits. SG: \$250,283 SOT: (\$30,000) EX: (\$16,567) Related Costs: \$20,062			
<b>Continuation of Services</b>			
<b>17. Public Right-of-Way Construction Enforcement</b>	418,929	4	583,681
Continue funding and add regular authority for four Street Services Investigators and continue funding in the Overtime General (\$30,000), Printing and Binding (\$800), Transportation (\$24,000), and Office and Administrative (\$9,200) accounts to provide public right-of-way construction enforcement during weekday morning and evening rush hours. The cost of this service is offset by Peak Hour Compliance Fees. Related costs consist of employee benefits. SG: \$354,929 SOT: \$30,000 EX: \$34,000 Related Costs: \$164,752			
<b>18. Hollywood Blvd Enforcement &amp; 1st Amendment Permitting</b>	195,136	-	283,018
Add funding and continue resolution authority for two positions consisting of one Senior Street Services Investigator I, subject to pay grade determination by the Office of the City Administrative Officer, Employee Relations Division, and one Street Services Investigator to provide enforcement services and to perform first amendment permitting functions in the Hollywood Boulevard Bulky Item Enforcement Zone. These positions were approved during 2018-19 (C.F. 19-0065). Related costs consist of employee benefits. SG: \$195,136 Related Costs: \$87,882			

**Investigation and Enforcement**

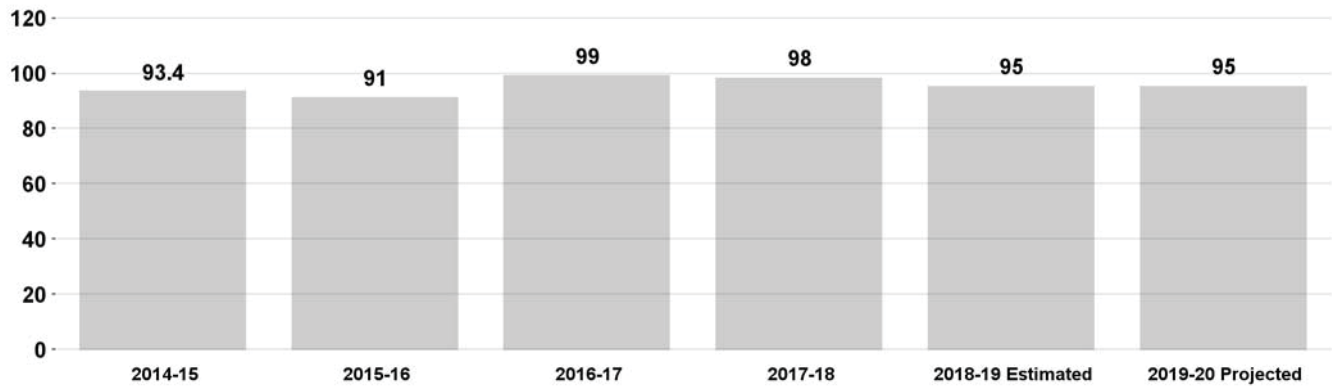
Program Changes	Direct Cost	Positions	Total Cost
<b>Changes in Salaries, Expense, Equipment, and Special</b>			
<b>New Services</b>			
<b>19. Citywide Sidewalk Vending Program</b> Add funding and resolution authority for nine positions consisting of three Senior Street Services Investigator Is, subject to pay grade determination by the Office of the City Administrative Officer, Employee Relations Division, one Chief Street Services Investigator I, and five Street Services Investigators to support the Citywide Sidewalk Vending Program. Add funding in the Overtime General (\$45,000), Printing and Binding (\$1,200), Transportation (\$30,000), and Office and Administrative (\$13,800) accounts. Related costs consist of employee benefits. <i>SG: \$876,928 SOT: \$45,000 EX: \$45,000</i> <i>Related Costs: \$395,102</i>	966,928	-	1,362,030
<b>20. Westlake/MacArthur Park Community Market</b> Add one-time funding in the Overtime General Account for Street Services Investigators to enforce the Americans with Disability Act requirements on the sidewalks around the MacArthur Park Area. See related Housing and Community Investment Department item. <i>SOT: \$814,363</i>	814,363	-	814,363
<b>TOTAL Investigation and Enforcement</b>	<b>2,599,072</b>	<b>4</b>	
2018-19 Program Budget	4,695,626	53	
Changes in Salaries, Expense, Equipment, and Special	2,599,072	4	
<b>2019-20 PROGRAM BUDGET</b>	<b>7,294,698</b>	<b>57</b>	

**Street Sweeping**

Priority Outcome: Create a more livable and sustainable city

This program involves the scheduled and emergency motor sweeping of improved roadways to maintain clean and aesthetic conditions, and protect the environment by reducing storm drain contamination and air pollution.

**Percent of Posted Street Sweeping Routes Completed**



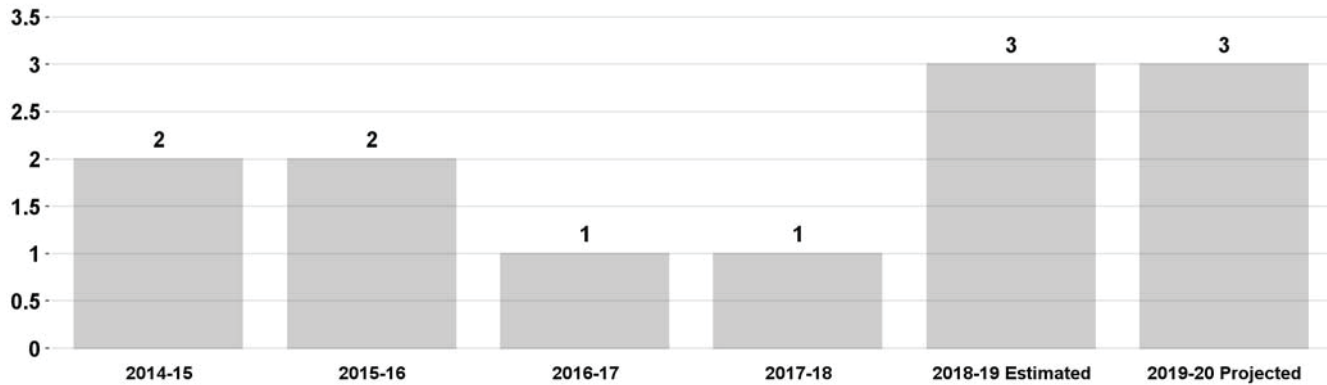
	<b>Program Changes</b>	<b>Direct Cost</b>	<b>Positions</b>	<b>Total Cost</b>
<b>Changes in Salaries, Expense, Equipment, and Special</b>				
<b>Apportionment of Changes Applicable to Various Programs</b>		669,835	-	927,020
Related costs consist of employee benefits.				
<i>SG: \$836,720 EX: (\$166,885)</i>				
<i>Related Costs: \$257,185</i>				
<b>TOTAL Street Sweeping</b>		<b>669,835</b>	<b>-</b>	
2018-19 Program Budget		11,921,782	112	
Changes in Salaries, Expense, Equipment, and Special		669,835	-	
<b>2019-20 PROGRAM BUDGET</b>		<b>12,591,617</b>	<b>112</b>	

**Street Tree and Parkway Maintenance**

Priority Outcome: Create a more livable and sustainable city

This program plants, trims, and maintains trees, plants, and shrubs in dedicated streets, parkways, and other public ways to enhance safety, visibility, and public health.

**Average Working Days to Complete Tree Emergencies**



Program Changes	Direct Cost	Positions	Total Cost
<b>Changes in Salaries, Expense, Equipment, and Special</b>			
<b>Apportionment of Changes Applicable to Various Programs</b>	18,481	-	(143,845)
Related costs consist of employee benefits.			
SG: \$46,140 SOT: (\$190,204) EX: \$162,545			
Related Costs: (\$162,326)			
<b>Continuation of Services</b>			
<b>21. Tree Trimming</b>	3,299,911	-	4,343,587
Continue funding and resolution authority for four Tree Surgeon Supervisor Is and add funding and continue resolution authority for 28 positions consisting of four Equipment Operator, four Heavy Duty Truck Operator, 12 Tree Surgeons, and eight Tree Surgeon Assistants for the continuation of four City tree trimming crews. These 28 positions were approved during 2018-19 (C.F. 18-0600-S143). Add one-time funding in the Overtime General (\$60,000), Printing and Binding (\$2,500), Contractual Services (\$1,252,400), Office and Administrative (\$10,000), and Operating Supplies (\$16,000) accounts. One Tree Surgeon Supervisor I position is not continued. Related costs consist of employee benefits.			
SG: \$1,959,011 SOT: \$60,000 EX: \$1,280,900			
Related Costs: \$1,043,676			

### Street Tree and Parkway Maintenance

Program Changes	Direct Cost	Positions	Total Cost
<b>Changes in Salaries, Expense, Equipment, and Special</b>			
<b>Continuation of Services</b>			
<b>22. Dead Tree and Stump Removal</b> Continue funding and resolution authority for eight positions consisting of one Tree Surgeon Supervisor I, one Light Equipment Operator, one Heavy Duty Truck Operator, three Tree Surgeons, and two Tree Surgeon Assistants. Add funding and continue resolution authority for seven positions consisting of one Light Equipment Operator, one Heavy Duty Truck Operator, three Tree Surgeons, and two Tree Surgeon Assistants approved during 2018-19 (C.F. 18-0600-S139). Add funding and resolution authority for one Tree Surgeon Supervisor I. The 16 positions comprise two Dead Tree and Stump Removal crews. Add one-time funding in the Overtime General (\$15,000), Printing and Binding (\$1,500), Contractual Services (\$339,000), Office and Administrative (\$1,000), and Operating Supplies (\$8,000) accounts. Related costs consist of employee benefits. SG: \$923,603 SOT: \$15,000 EX: \$349,500 Related Costs: \$504,419	1,288,103	-	1,792,522
<b>23. Tree Planting</b> Add funding and continue resolution authority for nine positions consisting of one Tree Surgeon Supervisor I, one Light Equipment Operator, one Truck Operator, two Tree Surgeons, two Tree Surgeon Assistants, and two Gardener Caretakers for one Tree Planting crew. This crew will support tree planting for dead tree replacement and construction projects including the Sidewalk Repair Program, Complete Streets, Grant-Funded Streetscape Improvement Projects, and Capital Improvement Projects within the Department of Public Works. These positions were approved during 2018-19 (C.F. 18-0600-S139). Add one-time funding in the Overtime General (\$10,000), Printing and Binding (\$900), Contractual Services (\$105,100), Office and Administrative (\$1,000), and Operating Supplies (\$218,000) accounts. Related costs consist of employee benefits. SG: \$498,379 SOT: \$10,000 EX: \$325,000 Related Costs: \$277,146	833,379	-	1,110,525

### Street Tree and Parkway Maintenance

Program Changes	Direct Cost	Positions	Total Cost
<b>Changes in Salaries, Expense, Equipment, and Special</b>			
<b>Continuation of Services</b>			
<b>24. Tree Watering</b> Add funding and continue resolution authority for six positions consisting of one Tree Surgeon Supervisor I, one Truck Operator, two Tree Surgeons, and two Tree Surgeon Assistants for two Tree Watering crews. These two crews will care for and water newly planted and young trees during the three-year establishment period, focusing on dead tree replacements and required tree plantings for construction projects including the Sidewalk Repair Program, Complete Streets, Grant-Funded Streetscape Improvement Projects, and Capital Improvement Projects within the Department of Public Works. These positions were approved during 2018-19 (C.F. 18-0600-S139). Add one-time funding in the Overtime General (\$20,000), Printing and Binding (\$600), Contractual Services (\$64,400), Office and Administrative (\$1,000), and Operating Supplies (\$20,000) accounts. Related costs consist of employee benefits. <i>SG: \$342,605 SOT: \$20,000 EX: \$86,000</i> <i>Related Costs: \$187,990</i>	448,605	-	636,595
<b>25. Root Pruning</b> Continue funding and resolution authority for two positions consisting of one Tree Surgeon and one Tree Surgeon Assistant to perform root pruning maintenance on mature street trees that have been preserved in place. Continue one-time funding in the Overtime General (\$15,000), Printing and Binding (\$400), Contractual Services (\$53,400), Uniforms (\$2,460), Office and Administrative (\$600), and Operating Supplies (\$2,000) accounts. Related costs consist of employee benefits. <i>SG: \$102,944 SOT: \$15,000 EX: \$58,860</i> <i>Related Costs: \$59,155</i>	176,804	-	235,959
<b>26. Proactive Tree Care Oversight and Administration</b> Add funding and continue resolution authority for three positions consisting of one Street Tree Superintendent I, one Management Analyst, and one Administrative Clerk to manage and provide administrative support for all proactive tree care management activities within the Street Tree and Parkway Maintenance Program. These positions were approved during 2018-19 (C.F. 18-0600-S139). Related costs consist of employee benefits. <i>SG: \$249,717</i> <i>Related Costs: \$118,429</i>	249,717	-	368,146

### Street Tree and Parkway Maintenance

Program Changes	Direct Cost	Positions	Total Cost
<b>Changes in Salaries, Expense, Equipment, and Special</b>			
<b>Continuation of Services</b>			
<b>27. Median Island Landscape Maintenance</b> Continue one-time funding in the Contractual Services Account for median island landscape maintenance. Funding is provided by the Measure R Local Return Fund (\$2.0 million) and Measure M Local Return Fund (\$1.1 million). <i>EX: \$3,100,000</i>	3,100,000	-	3,100,000
<b>28. Venice Canals</b> Increase funding in the Contractual Services (\$75,000) Account to reflect the increased cost of providing the current level of maintenance of the Venice Canals. <i>EX: \$75,000</i>	75,000	-	75,000
<b>29. Pre-Development and Permit Review</b> Add funding and continue resolution authority for one Tree Surgeon Supervisor I to conduct plan reviews and project clearance approvals for private development and new construction permits issued by Los Angeles Department of Building and Safety. This position was approved during 2018-19 (C.F. 15-0448). Add one-time funding in the Overtime General (\$7,500), Printing and Binding (\$200), Contractual Services (\$9,100), Uniforms (\$1,500), Office and Administrative (\$2,300), and Operating Supplies (\$1,000) accounts. The cost of this service is offset by permit review fees. Related costs consist of employee benefits. <i>SG: \$77,826 SOT: \$7,500 EX: \$14,100</i> <i>Related Costs: \$37,790</i>	99,426	-	137,216
<b>30. Citywide Tree Coordinator</b> Add funding and resolution authority for one Street Services General Superintendent II to serve as the City Forest Officer. This position was previously authorized as a resolution authority in the Board of Public Works. Related costs consist of employee benefits. <i>SG: \$133,257</i> <i>Related Costs: \$55,062</i>	133,257	-	188,319

**Street Tree and Parkway Maintenance**

Program Changes	Direct Cost	Positions	Total Cost
<b>Changes in Salaries, Expense, Equipment, and Special</b>			
<b>Increased Services</b>			
<b>31. Tree Watering Enhancement</b> Add nine-months funding and resolution authority for five positions consisting of two Tree Surgeons, two Tree Surgeon Assistants, and one Truck Operator for two new tree watering crews to care for and water newly planted and young trees during the three-year establishment period, focusing on dead tree replacements and required plantings for construction projects including the Sidewalk Repair Program, Complete Streets, Grant-Funded Streetscape Improvement Projects, and Capital Improvement Projects within the Department of Public Works. Add one-time funding in the Contractual Services (\$64,500) and Operating Supplies (\$19,500) accounts. Related costs consist of employee benefits. <i>SG: \$198,584 EX: \$84,000</i> <i>Related Costs: \$129,574</i>	282,584	-	412,158
<b>TOTAL Street Tree and Parkway Maintenance</b>	<b>10,005,267</b>	<b>-</b>	
2018-19 Program Budget	15,003,382	103	
Changes in Salaries, Expense, Equipment, and Special	10,005,267	-	
<b>2019-20 PROGRAM BUDGET</b>	<b>25,008,649</b>	<b>103</b>	

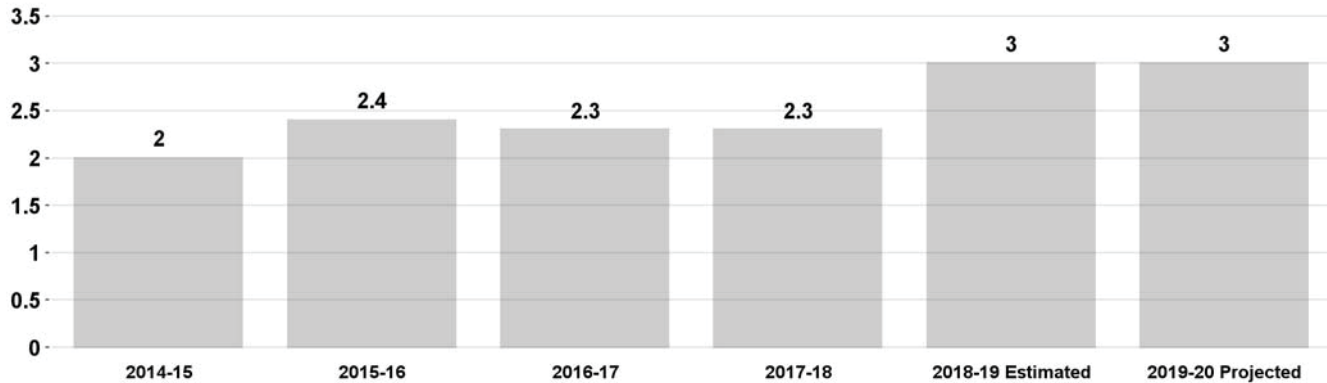


**Maintaining Streets**

Priority Outcome: Create a more livable and sustainable city

This program keeps the roadway surface, concrete curbs, and associated structures in a good condition by performing minor repairs to roadways, concrete curbs, gutters, alleys, storm drains, and unimproved roadways. It also provides inspection and enforcement of private property weed abatement regulations for unimproved parcels of land outside the "Very High Fire Severity Zone" to minimize fire, health, and safety hazards.

**Average Number of Working Days to Repair Potholes**



Program Changes	Direct Cost	Positions	Total Cost
<b>Changes in Salaries, Expense, Equipment, and Special</b>			
<b>Apportionment of Changes Applicable to Various Programs</b>	162,106	(5)	279,909
Related costs consist of employee benefits. SG: \$842,482 SOT: (\$68,376) EX: (\$612,000) Related Costs: \$117,803			
<b>Continuation of Services</b>			
<b>32. Asphalt Repair</b>	680,376	-	680,376
Continue one-time funding in the Overtime General (\$68,376), Construction Expense (\$510,000), Field Equipment Expense (\$34,000), Office and Administrative (\$34,000), and Operating Supplies (\$34,000) accounts to complete pothole repair requests in an average of three working days. Funding is provided by the Street Damage Restoration Fee Fund. SOT: \$68,376 EX: \$612,000			
<b>33. Vision Zero Bicycle Lane Inspection and Cleaning</b>	544,845	-	795,853
Continue funding and resolution authority for six positions consisting of two Street Services Supervisor Is, two Motor Sweeper Operators, and two Truck Operators to perform bicycle lane inspection and maintenance and to provide continuous motor sweeping services in bicycle lanes to keep them clear of debris. Funding is provided by the Measure M Local Return Fund. Related costs consist of employee benefits. SG: \$544,845 Related Costs: \$251,008			

**Maintaining Streets**

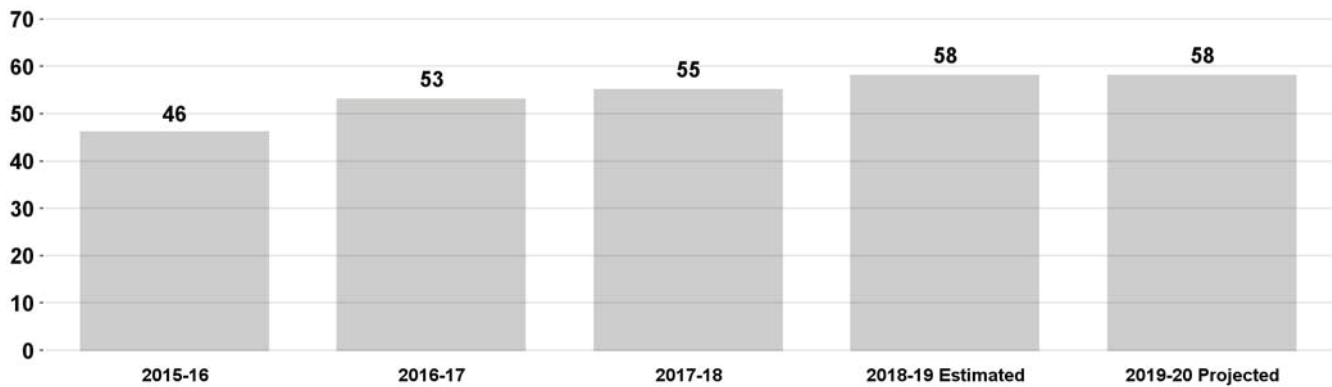
Program Changes	Direct Cost	Positions	Total Cost
<b>Changes in Salaries, Expense, Equipment, and Special</b>			
<b>New Services</b>			
<b>34. Risk and Liability Reduction</b> Add nine-months funding and resolution authority for 11 positions consisting of one Street Services Supervisor I and two Street Services Worker Is, subject to pay grade determination by the Office of the City Administrative Officer, Employee Relations Division, two Equipment Operators, one Motor Sweeper Operator, two Maintenance Laborers, two Heavy Duty Truck Operators, and one Truck Operator to perform street, bike lane, and sidewalk repairs that mitigate known dangerous conditions and reduce the City's exposure to liability. Add one-time funding in the Overtime General (\$82,500), Printing and Binding (\$2,200), Contractual Services (\$167,664), Uniforms (\$19,800), Office and Administrative (\$3,300), and Operating Supplies (\$11,000) account. Funding is provided by the Measure M Local Return Fund. Related costs consist of employee benefits. <i>SG: \$546,679 SOT: \$82,500 EX: \$203,964</i> <i>Related Costs: \$319,274</i>	833,143	-	1,152,417
<b>TOTAL Maintaining Streets</b>	<b><u>2,220,470</u></b>	<b><u>(5)</u></b>	
2018-19 Program Budget	16,845,685	183	
Changes in Salaries, Expense, Equipment, and Special	2,220,470	(5)	
<b>2019-20 PROGRAM BUDGET</b>	<b><u>19,066,155</u></b>	<b><u>178</u></b>	

**Pavement Preservation**

Priority Outcome: Create a more livable and sustainable city

This program maintains roadways by applying slurry seal or returns the road to a good condition by resurfacing with asphalt. The Bureau's Pavement Management System maintains an updated database of road surface conditions.

**Percent of Street Network in Good Repair**



Program Changes	Direct Cost	Positions	Total Cost
<b>Changes in Salaries, Expense, Equipment, and Special</b>			
<b>Apportionment of Changes Applicable to Various Programs</b>	(421,104)	(2)	(488,348)
Related costs consist of employee benefits.			
<i>SG: \$465,963 SOT: (\$90,500) EX: (\$796,567)</i>			
<i>Related Costs: (\$67,244)</i>			
<b>Continuation of Services</b>			
<b>35. Roadway Infrastructure Survey</b>	256,862	-	298,032
Continue funding and resolution authority for one Civil Engineering Associate II to provide oversight of the roadway infrastructure contract relative to the Pavement Preservation Program. Continue one-time funding in the Overtime General (\$8,000), Printing and Binding (\$200), Contractual Services (\$157,538), Uniforms (\$150), and Office and Administrative (\$2,300) accounts. Funding is provided by the Special Gas Tax Improvement Fund. Related costs consist of employee benefits.			
<i>SG: \$88,674 SOT: \$8,000 EX: \$160,188</i>			
<i>Related Costs: \$41,170</i>			

**Pavement Preservation**

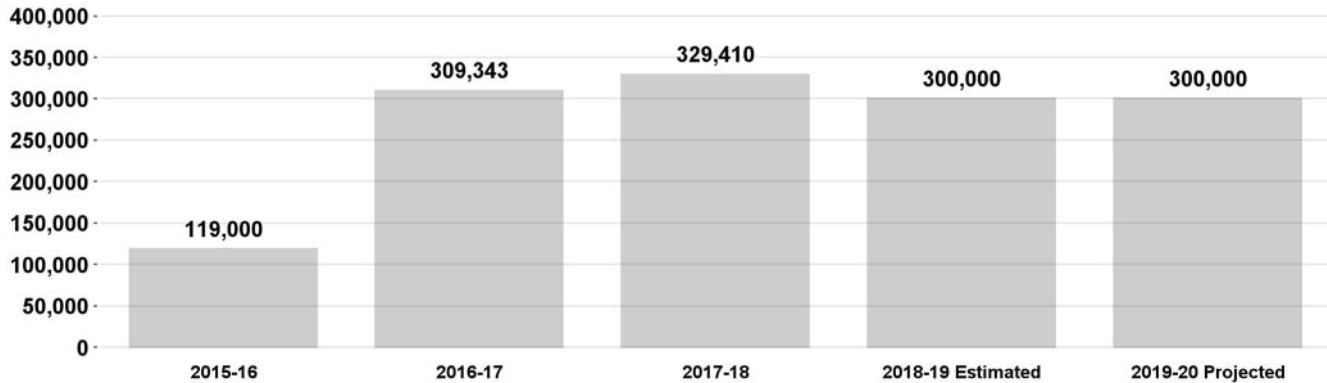
Program Changes	Direct Cost	Positions	Total Cost
<b>Changes in Salaries, Expense, Equipment, and Special</b>			
<b>Increased Services</b>			
<b>36. Failed Street Reconstruction</b> Add nine-months funding and resolution authority for 28 position consisting of two Street Services Superintendent Is, two Street Services Supervisor Is, and two Street Services Worker Is, subject to pay grade determination by the Office of the City Administrative Officer, Employee Relations Division, two Carpenters, two Cement Finishers, four Equipment Operators, two Truck Operators, two Heavy Duty Truck Operators, two Motor Sweeper Operators, two Street Services Worker Is, two Field Engineering Aides, two Maintenance and Construction Helpers, and two Maintenance Laborers for two Failed Street Reconstruction crews. Add funding in the Overtime General (\$211,000), Printing and Binding (\$5,600), Construction Expense (\$6,000,000), Contractual Services (\$1,235,866), Uniforms (\$45,000), Office and Administrative (\$24,400), and Operating Supplies (\$424,666) accounts. Funding is provided by the Street Damage Restoration Fee Fund (\$4,745,887) and the Measure M Local Return Fund (\$4,745,887). See related Bureau of Engineering, Departments of Transportation and General Services items. Related cost consist of employee benefits. <i>SG: \$1,545,242 SOT: \$211,000 EX: \$7,735,532</i> <i>Related Costs: \$860,590</i>	9,491,774	-	10,352,364
<b>New Services</b>			
<b>37. Equipment Sensors</b> Add one-time funding in the Contractual Services Account to purchase 15 equipment sensors for seven pavers and eight profilers to improve paving efficiency. Funding is provided by the Special Gas Tax Improvement Fund. <i>EX: \$322,889</i>	322,889	-	322,889
<b>TOTAL Pavement Preservation</b>	<b>9,650,421</b>	<b>(2)</b>	
2018-19 Program Budget	92,913,298	366	
Changes in Salaries, Expense, Equipment, and Special	9,650,421	(2)	
<b>2019-20 PROGRAM BUDGET</b>	<b>102,563,719</b>	<b>364</b>	

**Street Improvement Construction**

Priority Outcome: Create a more livable and sustainable city

This program builds streetscape improvements that enhance safety, accessibility, mobility, and community satisfaction, including curb ramps, sidewalks, pedestrian and bike facilities, bus landing facilities, hardscaping and landscaping.

**Square Feet of New Sidewalk Constructed**



Program Changes	Direct Cost	Positions	Total Cost
<b>Changes in Salaries, Expense, Equipment, and Special</b>			
<b>Apportionment of Changes Applicable to Various Programs</b>	(6,082,171)	2	(7,434,861)
Related costs consist of employee benefits.			
<i>SG: (\$3,940,887) SOT: (\$127,500) EX: (\$2,013,784)</i>			
<i>Related Costs: (\$1,352,690)</i>			
<b>Continuation of Services</b>			
<b>38. Sidewalk Access Ramps</b>	3,291,707	23	4,085,024
Continue funding and add regular authority for 23 positions consisting of two Street Services Supervisor II, one Plumber, two Heavy Duty Truck Operator, two Equipment Operators, four Cement Finishers, four Cement Finisher Workers, four Maintenance and Construction Helpers, and four Maintenance Laborers to construct 350 sidewalk access ramps. Continue funding in the Overtime General (\$20,000), Printing and Binding (\$4,600), Construction Expense (\$1,041,000), Contractual Services (\$611,080), Field Equipment Expense (\$30,800), Uniforms (\$6,027), Office and Administrative (\$15,500), and Operating Supplies (\$16,100) accounts. Funding is provided by the Measure R Local Return Fund. Related costs consist of employee benefits.			
<i>SG: \$1,546,600 SOT: \$20,000 EX: \$1,725,107</i>			
<i>Related Costs: \$793,317</i>			

## Street Improvement Construction

Program Changes	Direct Cost	Positions	Total Cost
<b>Changes in Salaries, Expense, Equipment, and Special</b>			
<b>Continuation of Services</b>			
<b>39. Bus Pad and Stop Improvements</b> Continue funding and add regular authority for 11 positions consisting of one Street Services Supervisor II, one Carpenter, one Equipment Operator, two Cement Finishers, two Cement Finisher Workers, two Maintenance and Construction Helpers, and two Maintenance Laborers to construct 30 concrete bus pads and landings to improve accessibility at bus stops. Continue funding in the Overtime General (\$82,500), Printing and Binding (\$2,200), Construction Expense (\$550,000), Contractual Services (\$62,400), Field Equipment Expense (\$14,700), Uniforms (\$2,870), Office and Administrative (\$7,500), and Operating Supplies (\$7,700) accounts. Funding is provided by the Proposition A Local Transit Assistance Fund. Related costs consist of employee benefits. <i>SG: \$746,682 SOT: \$82,500 EX: \$647,370</i> <i>Related Costs: \$381,595</i>	1,476,552	11	1,858,147
<b>40. Vision Zero - Concrete Construction</b> Continue funding and resolution authority for nine positions consisting of one Street Services Supervisor II, one Equipment Operator, one Heavy Duty Truck Operator, one Carpenter, two Cement Finishers, one Cement Finisher Worker, and two Maintenance and Construction Helpers to provide dedicated support for Vision Zero projects which require concrete work. Continue one-time funding in the Overtime General (\$67,500), Printing and Binding (\$1,800), Construction Expense (\$200,000), Contractual Services (\$176,000), Field Equipment Expense (\$11,900), Transportation (\$4,500), Uniforms (\$2,296), Office and Administrative (\$6,500), and Operating Supplies (\$76,300) accounts. See related Department of General Services, Police Department, and Bureaus of Contract Administration, Engineering, and Street Lighting items. Funding is provided by the Measure M Local Return Fund. Related costs consist of employee benefits. <i>SG: \$698,392 SOT: \$67,500 EX: \$479,296</i> <i>Related Costs: \$339,470</i>	1,245,188	-	1,584,658

**Street Improvement Construction**

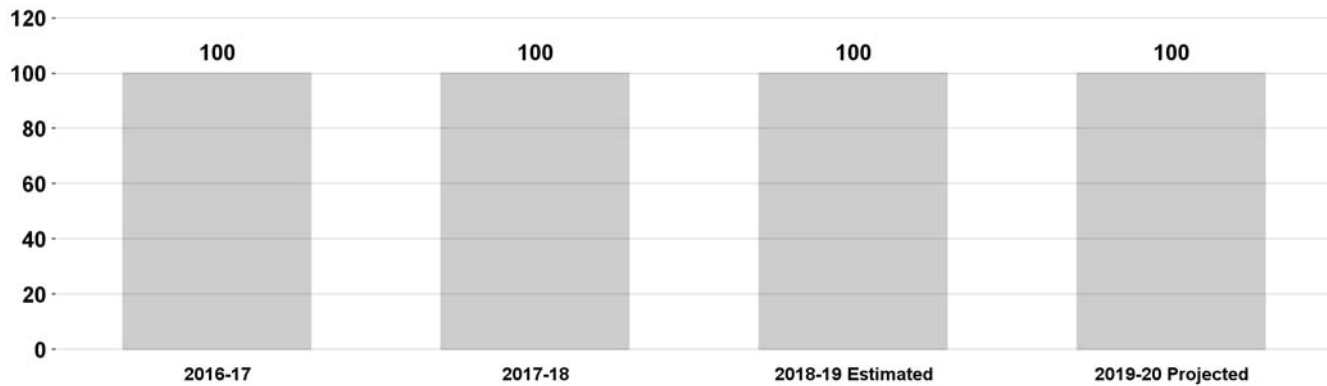
Program Changes	Direct Cost	Positions	Total Cost
<b>Changes in Salaries, Expense, Equipment, and Special</b>			
<b>Continuation of Services</b>			
41. <b>Complete Streets - Sidewalks</b>	-	-	-
<p>Continue resolution authority for 58 positions consisting of one Street Services General Superintendent I, two Street Services Superintendent Is, four Street Services Supervisor IIs, four Carpenters, two Senior Carpenters, 12 Cement Finishers, eight Cement Finisher Workers, four Equipment Operators, four Heavy Duty Truck Operators, eight Maintenance and Construction Helpers, four Plumbers, two Management Analysts, one Senior Management Analyst I, and two Senior Administrative Clerks for four sidewalk crews for the Complete Streets projects. Funding for these positions will be provided through interim appropriations from the Measure M Local Return Fund, Road Maintenance and Rehabilitation Fund, and the Measure W Local Return Fund.</p>			
<b>Increased Services</b>			
42. <b>Sidewalk Access Ramps Enhancement</b>	123,903	2	189,589
<p>Add nine-months funding and regular authority for two Carpenters to support the Sidewalk Access Ramp Program. Funding is provided by the Measure R Local Return Fund. Related costs consist of employee benefits.  <i>SG: \$123,903</i>  <i>Related Costs: \$65,686</i></p>			
<b>TOTAL Street Improvement Construction</b>	<b>55,179</b>	<b>38</b>	
2018-19 Program Budget	18,150,357	1	
Changes in Salaries, Expense, Equipment, and Special	55,179	38	
<b>2019-20 PROGRAM BUDGET</b>	<b>18,205,536</b>	<b>39</b>	

**Street Improvement Engineering**

Priority Outcome: Create a more livable and sustainable city

This program designs streetscape improvements that enhance safety, accessibility, mobility, and community satisfaction, including curb ramps, pedestrian and bike facilities, bus landing facilities, hardscaping and landscaping. It also reviews Metro plans for transit and highway projects along with other city departments.

**Percent of Metro Plan Design Reviews Completed in 20 Days**



Program Changes	Direct Cost	Positions	Total Cost
-----------------	-------------	-----------	------------

**Changes in Salaries, Expense, Equipment, and Special**

<b>Apportionment of Changes Applicable to Various Programs</b>	638,801	1	939,549
Related costs consist of employee benefits.			
<i>SG: \$652,484 SOT: (\$44,598) EX: \$30,915</i>			
<i>Related Costs: \$300,748</i>			

**Continuation of Services**

<b>43. Metro Annual Work Program</b>	2,032,498	-	2,836,316
Continue funding and resolution authority for 15 positions consisting of one Principal Civil Engineer, two Senior Civil Engineer, four Civil Engineers, two Civil Engineering Associate IV, two Civil Engineering Associate IIIs, one Landscape Architect I, one Landscape Architectural Associate IV, one Landscape Architectural Associate III, and one Landscape Architect II, to support the Los Angeles Metropolitan Transportation Authority/Exposition Line Construction Authority (Metro/Expo) Annual Work Program. Continue one-time funding in the Overtime General (\$56,598), Printing and Binding (\$3,000), Uniforms (\$600), Office and Administrative (\$36,700), and Operating Supplies (\$7,700) accounts. 13 positions consisting of four Street Services Superintendent IIs, one Street Services General Superintendent I, four Senior Street Services Investigator IIs, one Chief Street Services Investigator I, two Civil Engineers, and one Management Analyst are not continued. Front funding is provided by the Proposition C Anti-Gridlock Transit Improvement Fund and the costs will be fully reimbursed by Metro. See related items in the Department of Transportation, Bureaus of Contract Administration, Engineering, and Street Lighting, and the Board of Public Works. Related costs consist of employee benefits.			
<i>SG: \$1,927,900 SOT: \$56,598 EX: \$48,000</i>			
<i>Related Costs: \$803,818</i>			



**Street Improvement Engineering**

Program Changes	Direct Cost	Positions	Total Cost
<b>Changes in Salaries, Expense, Equipment, and Special</b>			
<b>Continuation of Services</b>			
<b>44. Implementation of Bikeways and Pedestrian Facilities</b> Continue funding and resolution authority for five positions consisting of one Civil Engineer, one Civil Engineering Associate III, and three Civil Engineering Associate II to design bikeways and pedestrian facilities, in partnership with the Department of Transportation, as part of the Transportation Grant Fund Annual Work Program. Continue one-time funding in the Overtime General (\$40,000), Printing and Binding (\$1,000), Uniforms (\$750), Office and Administrative (\$11,500) accounts. Funding is provided by the Proposition C Anti-Gridlock Transit Improvement Fund. Related costs consist of employee benefits. <i>SG: \$523,716 SOT: \$40,000 EX: \$13,250</i> <i>Related Costs: \$230,885</i>	576,966	-	807,851
<b>45. LAWA Landside Access Modernization Program</b> Continue funding and resolution authority for one Landscape Architect I to support the Los Angeles World Airports (LAWA) Landside Access Modernization Program (LAMP). This position will assist LAWA in identifying specific public right-of-way issues on LAWA projects by facilitating review and providing guidance and feedback as needed. This position is fully reimbursed by the Department of Airports. Related costs consist of employee benefits. <i>SG: \$118,965</i> <i>Related Costs: \$50,609</i>	118,965	-	169,574
<b>Increased Services</b>			
<b>46. Plan Review for LAWA LAMP</b> Add nine-months funding and resolution authority for one Landscape Architect I, subject to pay grade determination by the Office of the City Administrative Officer, Employee Relations Division. This position will provide plan review for the issuance of B-Permits for LAWA projects, including LAMP. The cost of this service will be offset by B-Permit fee receipts. Add one-time funding in the Printing and Binding (\$200), Uniforms (\$150), and Office and Administrative (\$2,300) accounts. Related costs consist of employee benefits. <i>SG: \$89,224 EX: \$2,650</i> <i>Related Costs: \$41,341</i>	91,874	-	133,215
<b>TOTAL Street Improvement Engineering</b>	<b>3,459,104</b>	<b>1</b>	
2018-19 Program Budget	3,839,013	22	
Changes in Salaries, Expense, Equipment, and Special	3,459,104	1	
<b>2019-20 PROGRAM BUDGET</b>	<b>7,298,117</b>	<b>23</b>	

**General Administration and Support**

This program involves the control and management of the internal affairs and activities necessary to maintain streets and related improvements. It includes Bureau administration, research and planning, application of time standards, training, and clerical and administrative support.

Program Changes	Direct Cost	Positions	Total Cost
<b>Changes in Salaries, Expense, Equipment, and Special</b>			
<b>Apportionment of Changes Applicable to Various Programs</b> Related costs consist of employee benefits. <i>SG: \$1,097,307 SOT: (\$8,000) EX: \$113,158</i> <i>Related Costs: \$300,771</i>	1,202,465	-	1,503,236
<b>Continuation of Services</b>			
<b>47. Sustainability Officer</b> Continue funding and add regular authority for one Assistant Director of the Bureau of Street Services currently serving as the Bureau's Sustainability Officer. Continue funding in the Printing and Binding (\$200), Office and Administrative (\$2,500), and Operating Supplies (\$700) accounts. This position is responsible for the implementation of the Sustainable City pLAn, including the development and execution of strategies to address sustainability challenges related to sidewalk and tree policies. This position also oversees the Urban Forestry Division, and assists with the implementation of the Tree Plan for LA, Great Streets, and Vision Zero initiatives. Related costs consist of employee benefits. <i>SG: \$180,820 EX: \$3,400</i> <i>Related Costs: \$69,882</i>	184,220	1	254,102
<b>48. Service Coordinator</b> Continue funding and resolution authority for one Service Coordinator currently serving as a liaison to the Mayor and Council. Continue one-time funding in the Overtime General (\$8,000), Printing and Binding (\$200), and Office and Administrative (\$900) accounts. Related costs consist of employee benefits. <i>SG: \$120,406 SOT: \$8,000 EX: \$1,100</i> <i>Related Costs: \$51,057</i>	129,506	-	180,563

**General Administration and Support**

Program Changes	Direct Cost	Positions	Total Cost
<b>Changes in Salaries, Expense, Equipment, and Special</b>			
<b>New Services</b>			
<b>49. Executive Support Staff</b> Add funding and resolution authority for two positions consisting of one Executive Administrative Assistant III and one Secretary to support the Director and Assistant Directors. These positions were previously authorized as substitute authority positions in 2018-19. Related costs consist of employee benefits. <i>SG: \$131,932</i> <i>Related Costs: \$68,188</i>	131,932	-	200,120
<b>50. Public Relations and Service Coordination</b> Add funding and resolution authority for four positions consisting of one Community Affairs Advocate, two Service Coordinators, and one Street Services General Superintendent I, subject to pay grade determination by the Office of the City Administrative Officer, Employee Relations Division. These positions will support the enhancement of the Bureau's public relations, service, and utility coordination. Funding is provided by the Street Damage Restoration Fee Fund. Related costs consist of employee benefits. <i>SG: \$513,996</i> <i>Related Costs: \$214,317</i>	513,996	-	728,313
<b>TOTAL General Administration and Support</b>	<b>2,162,119</b>	<b>1</b>	
2018-19 Program Budget	5,258,011	65	
Changes in Salaries, Expense, Equipment, and Special	2,162,119	1	
<b>2019-20 PROGRAM BUDGET</b>	<b>7,420,130</b>	<b>66</b>	

**BUREAU OF STREET SERVICES  
DETAIL OF CONTRACTUAL SERVICES ACCOUNT**

2017-18 Actual Expenditures	2018-19 Adopted Budget	2018-19 Estimated Expenditures	Program/Code/Description	2019-20 Contract Amount
<b>Street Sweeping - BI8603</b>				
\$ -	\$ 41,937	\$ -	1. Lease, maintenance, and repair of equipment and vehicles.....	\$ 114,400
535,836	794,000	686,000	2. Contract trucks to supplement City truck capacity.....	835,000
823,215	524,594	600,000	3. Hazardous waste management services.....	401,131
-	225,000	-	4. Venice Canals maintenance .....	-
-	10,000	10,000	5. GPS technology installation.....	10,000
<u>\$ 1,359,051</u>	<u>\$ 1,595,531</u>	<u>\$ 1,296,000</u>	<b>Street Sweeping Total</b>	<u>\$ 1,360,531</u>
<b>Street Tree and Parkway Maintenance - BI8604</b>				
\$ 23,627	\$ 12,899	\$ 13,000	6. Rental of field toilets.....	\$ 12,899
57,680	149,000	-	7. Lease, maintenance, and repair of equipment and vehicles.....	1,789,780
-	-	-	8. Lease, maintenance, and repair of equipment and vehicles - Complete Streets.....	198,120
2,016,581	-	1,600,000	9. Median island landscape maintenance.....	3,100,000
6,064,706	-	747,000	10. Tree trimming.....	-
177,000	85,500	175,000	11. Citywide sidewalk repair - rental equipment.....	85,500
38,066	-	-	12. DWP water meter installation.....	-
256,480	-	300,000	13. Venice Canals maintenance .....	300,000
<u>\$ 8,634,141</u>	<u>\$ 247,399</u>	<u>\$ 2,835,000</u>	<b>Street Tree and Parkway Maintenance Total</b>	<u>\$ 5,486,299</u>
<b>Maintaining Streets - CA8605</b>				
\$ 160,019	\$ -	\$ 160,000	14. Graffiti removal.....	\$ 160,000
158,349	496,126	175,000	15. Lease, maintenance, and repair of equipment and vehicles.....	468,790
24,866	26,000	26,000	16. Rental of field toilets.....	25,000
9,525	12,600	13,000	17. Property title/DMV search.....	10,000
118,928	52,228	120,000	18. Great Streets - rental equipment.....	90,828
<u>\$ 471,686</u>	<u>\$ 586,954</u>	<u>\$ 494,000</u>	<b>Maintaining Streets Total</b>	<u>\$ 754,618</u>
<b>Pavement Preservation - CA8606</b>				
\$ -	\$ 26,000	\$ 10,000	19. Emissions testing/reporting.....	\$ 10,000
47,624	-	-	20. Freeway off-ramp closure.....	-
545,765	525,000	545,000	21. Slurry seal.....	500,000
21,284	38,843	-	22. Rental of field toilets.....	30,000
155,261	562,400	562,000	23. Lease, maintenance, and repair of equipment and vehicles.....	1,735,866
9,360,359	10,757,728	10,758,000	24. Contract trucks to supplement City truck capacity.....	10,777,275
120,908	428,595	350,000	25. Asphalt recycling.....	428,595
-	346,671	600,000	26. Roadway infrastructure survey.....	157,538
122,640	-	125,000	27. Pavement management.....	125,000
-	-	-	28. Miscellaneous and support services.....	228,185
<u>\$ 10,373,841</u>	<u>\$ 12,685,237</u>	<u>\$ 12,950,000</u>	<b>Pavement Preservation Total</b>	<u>\$ 13,992,459</u>
<b>Street Improvement Construction - CA8607</b>				
\$ -	\$ 45,386	\$ 45,000	29. 24-hour emergency response hazardous waste management services.....	\$ 45,386
18,060	30,000	30,000	30. Lease, maintenance, and repair of equipment and vehicles - Vision Zero..	30,000
865,897	647,832	633,000	31. Lease, maintenance, and repair of equipment and vehicles - Sidewalk Repair.....	797,832
-	176,000	176,000	32. Lease, maintenance, and repair of equipment and vehicles - Complete Streets.....	-
261,516	221,080	221,000	33. Lease, maintenance, and repair of equipment and vehicles - Access Ramps.....	251,080
875,000	57,020	57,000	34. Lease, maintenance, and repair of equipment and vehicles - Street and Transit.....	100,934
-	360,000	360,000	35. Design support for sidewalk access ramps consultant.....	360,000
-	-	62,000	36. Contract trucks to supplement City truck capacity.....	14,486
23,115	15,000	15,000	37. Rental of field toilets.....	15,000
<u>\$ 2,043,587</u>	<u>\$ 1,552,318</u>	<u>\$ 1,599,000</u>	<b>Street Improvement Construction Total</b>	<u>\$ 1,614,718</u>

**BUREAU OF STREET SERVICES  
DETAIL OF CONTRACTUAL SERVICES ACCOUNT**

2017-18 Actual Expenditures	2018-19 Adopted Budget	2018-19 Estimated Expenditures	Program/Code/Description	2019-20 Contract Amount
<b>Street Improvement Engineering - CA8608</b>				
\$ 39,135	\$ 39,135	\$ 39,000	38. Lease of office equipment .....	\$ 39,135
81,249	-	-	39. Miscellaneous and support services.....	-
<u>\$ 120,384</u>	<u>\$ 39,135</u>	<u>\$ 39,000</u>	<b>Street Improvement Engineering Total</b>	<u>\$ 39,135</u>
<b>General Administration and Support - CA8650</b>				
\$ 57,843	\$ 72,760	\$ -	40. Lease and maintenance of equipment.....	\$ 72,760
-	-	75,000	41. Miscellaneous and support services.....	-
-	20,000	-	42. Lease, maintenance, and repair of vehicles.....	20,000
-	1,000	-	43. Property title/DMV search.....	1,000
474,320	-	525,000	44. Transportation Foundation of Los Angeles.....	-
<u>\$ 532,163</u>	<u>\$ 93,760</u>	<u>\$ 600,000</u>	<b>General Administration and Support Total</b>	<u>\$ 93,760</u>
<u>\$ 23,534,853</u>	<u>\$ 16,800,334</u>	<u>\$ 19,813,000</u>	<b>TOTAL CONTRACTUAL SERVICES ACCOUNT</b>	<u>\$ 23,341,520</u>

## Bureau of Street Services

Position Counts					
2018-19	Change	2019-20	Code	Title	2019-20 Salary Range and Annual Salary
<u>GENERAL</u>					
<u>Regular Positions</u>					
1	-	1	0883	Service Coordinator	4288 (89,533 - 130,875)
1	-	1	1170-1	Payroll Supervisor I	3045 (63,579 - 92,957)
3	-	3	1201	Principal Clerk	2650 (55,332 - 80,930)
11	-	11	1223	Accounting Clerk	2284 (47,689 - 71,618)
17	-	17	1358	Administrative Clerk	1752 (36,581 - 54,935)
20	-	20	1368	Senior Administrative Clerk	2162 (45,142 - 67,818)
6	-	6	1461-2	Communications Information Representative II	2162 (45,142 - 67,818)
1	-	1	1523-1	Senior Accountant I	3061 (63,913 - 93,438)
1	-	1	1530-2	Risk Manager II	4772 (99,639 - 149,688)
1	1	2	1555-2	Fiscal Systems Specialist II	4917 (102,666 - 150,127)
5	-	5	1596	Systems Analyst	3360 (70,156 - 102,562)
2	-	2	1597-1	Senior Systems Analyst I	3974 (82,977 - 121,333)
1	-	1	1597-2	Senior Systems Analyst II	4917 (102,666 - 150,127)
1	-	1	1727	Safety Engineer	4170 (87,069 - 127,305)
5	-	5	1832-1	Warehouse and Toolroom Worker I	1849 (38,607 - 57,983)
46	6	52	3112	Maintenance Laborer	1746 (36,456 - 54,789)
39	-	39	3114	Tree Surgeon	2233 (46,625 - 70,052)
30	6	36	3115	Maintenance and Construction Helper	1849 (38,607 - 57,983)
11	-	11	3117-1	Tree Surgeon Supervisor I	2774 (57,921 - 87,006)
9	-	9	3117-2	Tree Surgeon Supervisor II	3307 (69,050 - 103,731)
1	-	1	3127-1	Construction and Maintenance Supervisor I	(119,992)
14	-	14	3151	Tree Surgeon Assistant	1746 (36,456 - 54,789)
3	-	3	3160-1	Street Tree Superintendent I	4000 (83,520 - 125,447)
1	-	1	3160-2	Street Tree Superintendent II	4917 (102,666 - 154,261)
8	1	9	3344	Carpenter	(86,312)
2	-	2	3345	Senior Carpenter	(94,889)
3	6	9	3351	Cement Finisher Worker	2172 (45,351 - 68,131)
14	6	20	3353	Cement Finisher	(79,244)
1	3	4	3443	Plumber	(94,455)
2	-	2	3451	Masonry Worker	(89,852)
3	(3)	-	3503	Compressor Operator	(94,476)
2	(1)	1	3523	Light Equipment Operator	2112 (44,098 - 66,231)
96	1	97	3525	Equipment Operator	(94,539)
2	-	2	3558	Power Shovel Operator	(95,416)
57	(5)	52	3583	Truck Operator	2070(6) (43,221 - 64,915)

## Bureau of Street Services

Position Counts					2019-20 Salary Range and Annual Salary	
2018-19	Change	2019-20	Code	Title		
<u>GENERAL</u>						
<u>Regular Positions</u>						
88	1	89	3584	Heavy Duty Truck Operator	2183(6)	(45,581 - 68,507)
93	3	96	3585	Motor Sweeper Operator	2572	(53,703 - 80,659)
1	-	1	3734-2	Equipment Specialist II	3407	(71,138 - 104,024)
3	-	3	3771	Mechanical Helper	1946	(40,632 - 61,053)
2	-	2	3773	Mechanical Repairer		(82,000)
1	1	2	3796	Welder		(87,361)
1	-	1	3799	Electrical Craft Helper		(63,680)
3	-	3	3863	Electrician		(90,645)
1	-	1	3865	Electrician Supervisor		(104,123)
1	-	1	3913	Irrigation Specialist	2235	(46,666 - 70,156)
2	-	2	4143-1	Asphalt Plant Operator I	2080	(43,430 - 65,229)
6	-	6	4143-2	Asphalt Plant Operator II	2360	(49,276 - 74,061)
2	-	2	4145	Asphalt Plant Supervisor	3358	(70,115 - 105,339)
69	(2)	67	4150-1	Street Services Worker I	1946	(40,632 - 61,053)
13	-	13	4150-2	Street Services Worker II	2070	(43,221 - 64,915)
8	-	8	4150-3	Street Services Worker III	2183	(45,581 - 68,507)
58	6	64	4152-1	Street Services Supervisor I	3168(7)	(66,147 - 99,409)
15	3	18	4152-2	Street Services Supervisor II	3358(7)	(70,115 - 105,339)
3	1	4	4156	Assistant Director Bureau of Street Services	6570	(137,181 - 206,043)
13	-	13	4158-1	Street Services Superintendent I	4000	(83,520 - 125,447)
5	-	5	4158-2	Street Services Superintendent II	4411	(92,101 - 138,371)
1	-	1	4159	Director Bureau of Street Services		(220,868)
3	-	3	4160-1	Street Services General Superintendent I	4917	(102,666 - 154,261)
34	4	38	4283	Street Services Investigator	3358	(70,115 - 102,520)
7	-	7	4285-2	Senior Street Services Investigator II	3738	(78,049 - 114,088)
1	-	1	4286-1	Chief Street Services Investigator I	4346	(90,744 - 136,325)
1	-	1	4286-2	Chief Street Services Investigator II	5160	(107,740 - 161,861)
16	(1)	15	7228	Field Engineering Aide	2987(6)	(62,368 - 91,224)
2	-	2	7237	Civil Engineer	4542	(94,836 - 142,464)
5	-	5	7246-2	Civil Engineering Associate II	3453	(72,098 - 108,346)
3	-	3	7246-3	Civil Engineering Associate III	3845	(80,283 - 120,582)
1	-	1	7310-2	Environmental Specialist II	3453	(72,098 - 108,346)
1	-	1	9168	Contract Administrator	5019	(104,796 - 157,435)
3	-	3	9171-1	Senior Management Analyst I	3969	(82,872 - 121,145)
3	-	3	9171-2	Senior Management Analyst II	4917	(102,666 - 150,127)

## Bureau of Street Services

Position Counts					2019-20 Salary Range and Annual Salary	
2018-19	Change	2019-20	Code	Title		
<u>GENERAL</u>						
<u>Regular Positions</u>						
1	-	1	9182	Chief Management Analyst	5736	(119,767 - 179,943)
14	-	14	9184	Management Analyst	3360	(70,156 - 102,562)
1	-	1	9489	Principal Civil Engineer	5736	(119,767 - 179,943)
905	37	942				
 <u>AS NEEDED</u>						
<u>To be Employed As Needed in Such Numbers as Required</u>						
			1116	Secretary	2350	(49,068 - 73,685)
			1141	Clerk	1683	(35,141 - 52,805)
			1223	Accounting Clerk	2284	(47,689 - 71,618)
			1358	Administrative Clerk	1752	(36,581 - 54,935)
			1368	Senior Administrative Clerk	2162	(45,142 - 67,818)
			1501	Student Worker	\$15.23/hr	
			1502	Student Professional Worker	1350(9)	(28,188 - 41,217)
			1508	Management Aide	2390	(49,903 - 72,996)
			1537	Project Coordinator	3147	(65,709 - 96,048)
			1538	Senior Project Coordinator	3738	(78,049 - 114,088)
			1539	Management Assistant	2390	(49,903 - 72,996)
			1596	Systems Analyst	3360	(70,156 - 102,562)
			1599	Systems Aide	2390	(49,903 - 72,996)
			3112	Maintenance Laborer	1746	(36,456 - 54,789)
			3113-1	Vocational Worker I	1064(10)	(22,216 - 33,387)
			3114	Tree Surgeon	2233	(46,625 - 70,052)
			3115	Maintenance and Construction Helper	1849	(38,607 - 57,983)
			3141	Gardener Caretaker	1849	(38,607 - 57,983)
			3143	Senior Gardener	2070	(43,221 - 64,915)
			3151	Tree Surgeon Assistant	1746	(36,456 - 54,789)
			3344	Carpenter		(86,312)
			3345	Senior Carpenter		(94,889)
			3351	Cement Finisher Worker	2172	(45,351 - 68,131)
			3353	Cement Finisher		(79,244)
			3443	Plumber		(94,455)
			3451	Masonry Worker		(89,852)
			3523	Light Equipment Operator	2112	(44,098 - 66,231)
			3525	Equipment Operator		(94,539)



## Bureau of Street Services

---

Position Counts			Code	Title	2019-20 Salary Range and Annual Salary	
2018-19	Change	2019-20				
<u>AS NEEDED</u>						
<u>To be Employed As Needed in Such Numbers as Required</u>						
			3583	Truck Operator	2070(6)	(43,221 - 64,915)
			3584	Heavy Duty Truck Operator	2183(6)	(45,581 - 68,507)
			3585	Motor Sweeper Operator	2572	(53,703 - 80,659)
			3771	Mechanical Helper	1946	(40,632 - 61,053)
			3773	Mechanical Repairer		(82,000)
			3796	Welder		(87,361)
			3799	Electrical Craft Helper		(63,680)
			3863	Electrician		(90,645)
			4150-1	Street Services Worker I	1946	(40,632 - 61,053)
			4150-2	Street Services Worker II	2070	(43,221 - 64,915)
			4152-1	Street Services Supervisor I	3168(7)	(66,147 - 99,409)
			4152-2	Street Services Supervisor II	3358(7)	(70,115 - 105,339)
			4158-1	Street Services Superintendent I	4000	(83,520 - 125,447)

### HIRING HALL

#### Hiring Hall to be Employed As Needed in Such Numbers as Required

0858	Carpenter - Hiring Hall	\$44.36/hr
0860-2	Cement Finisher II - Hiring Hall	\$38.98/hr
0869	Masonry Worker - Hiring Hall	\$36.09/hr
0874-2	Plumber II - Hiring Hall	\$45.44/hr
0899	Laborer - Hiring Hall	\$35.66/hr

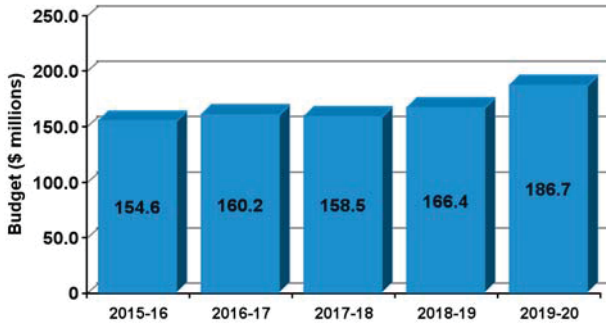
	Regular Positions
<b>Total</b>	942

# TRANSPORTATION

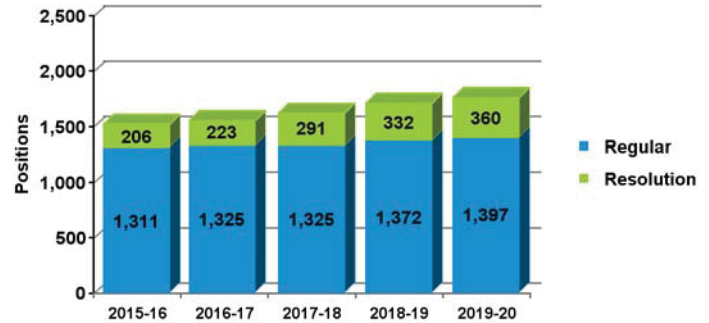
## 2019-20 Proposed Budget

### FIVE YEAR HISTORY OF BUDGET AND POSITION AUTHORITIES

FIVE YEAR BUDGET HISTORY



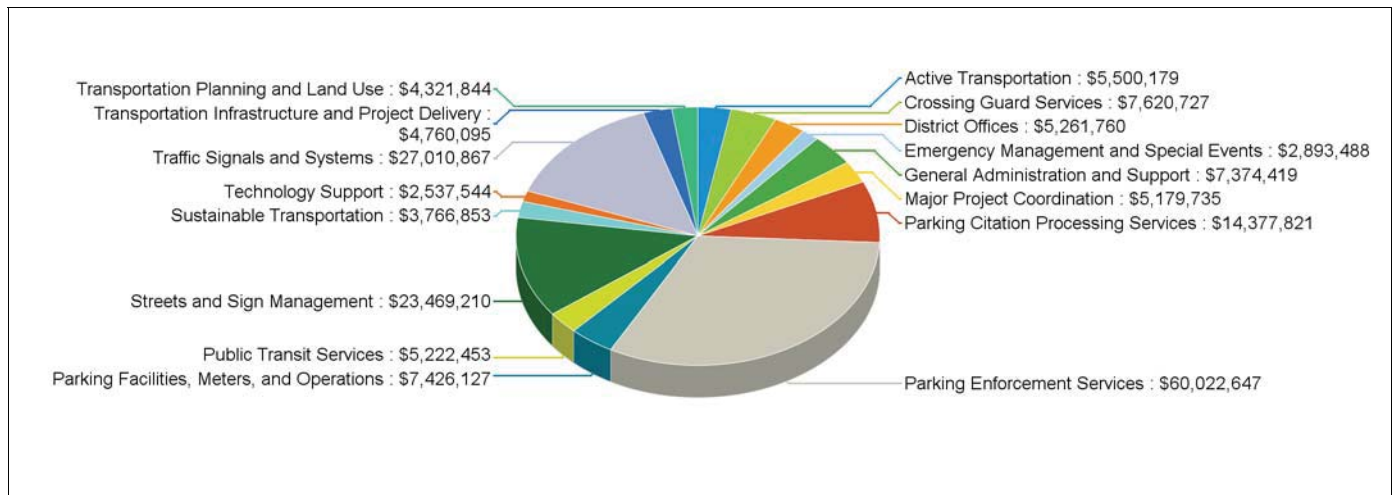
FIVE YEAR POSITION AUTHORITY HISTORY



### SUMMARY OF 2019-20 PROPOSED BUDGET CHANGES

	Total Budget		General Fund		Special Fund						
	Regular	Resolution	Regular	Resolution	Regular	Resolution					
2018-19 Adopted	\$166,379,560	1,372	332	\$98,850,180	59.4%	988	67	\$67,529,380	40.6%	385	266
2019-20 Proposed	\$186,745,769	1,397	360	\$110,309,566	59.1%	1,007	70	\$76,436,203	40.9%	391	290
Change from Prior Year	\$20,366,209	25	28	\$11,459,386		19	4	\$8,906,823		6	25

### 2019-20 FUNDING DISTRIBUTION BY PROGRAM



### MAIN BUDGET ITEMS

	Funding	Positions
* Electric Vehicle Infrastructure Resources	\$204,862	-
* Dockless Scooter Share Program	\$334,733	-
* Affordable Housing and Sustainable Communities Grant Support	\$126,092	-
* Traffic Officer Supervision and Support	\$2,668,448	-
* Adjudication Staffing Support	\$439,933	-
* Safe Routes for Seniors	\$54,345	-

## Recapitulation of Changes

	Adopted Budget 2018-19	Total Budget Changes	Total Budget 2019-20
<b>EXPENDITURES AND APPROPRIATIONS</b>			
<b>Salaries</b>			
Salaries General	127,915,452	16,899,928	144,815,380
Salaries, As-Needed	7,462,437	1,682,388	9,144,825
Overtime General	7,922,332	-	7,922,332
<b>Total Salaries</b>	<b>143,300,221</b>	<b>18,582,316</b>	<b>161,882,537</b>
<b>Expense</b>			
Printing and Binding	188,685	-	188,685
Construction Expense	4,560	-	4,560
Contractual Services	17,871,025	1,430,000	19,301,025
Field Equipment Expense	96,725	600,000	696,725
Transportation	140,280	-	140,280
Utilities Expense Private Company	95,000	-	95,000
Paint and Sign Maintenance and Repairs	3,179,077	-	3,179,077
Signal Supplies and Repairs	406,150	-	406,150
Uniforms	146,095	78,250	224,345
Office and Administrative	535,625	-	535,625
Operating Supplies	416,117	(324,357)	91,760
<b>Total Expense</b>	<b>23,079,339</b>	<b>1,783,893</b>	<b>24,863,232</b>
<b>Total Transportation</b>	<b>166,379,560</b>	<b>20,366,209</b>	<b>186,745,769</b>

**Recapitulation of Changes**

	Adopted Budget 2018-19	Total Budget Changes	Total Budget 2019-20
<b>SOURCES OF FUNDS</b>			
General Fund	98,850,180	11,459,386	110,309,566
Traffic Safety Fund (Sch. 4)	4,100,000	-	4,100,000
Special Gas Tax Improvement Fund (Sch. 5)	4,571,762	(193,950)	4,377,812
Mobile Source Air Pollution Reduction Fund (Sch. 10)	1,793,487	172,672	1,966,159
Special Parking Revenue Fund (Sch. 11)	394,600	-	394,600
Sewer Capital Fund (Sch. 14)	107,987	7,658	115,645
Proposition A Local Transit Assistance Fund (Sch. 26)	5,414,735	456,886	5,871,621
Proposition C Anti-Gridlock Transit Fund (Sch. 27)	37,721,758	2,697,160	40,418,918
Coastal Transportation Corridor Trust Fund (Sch. 29)	572,749	(10,647)	562,102
DOT Expedited Fee Trust Fund (Sch. 29)	377,705	(31,028)	346,677
Permit Parking Program Revenue Fund (Sch. 29)	2,135,400	587,169	2,722,569
Planning Long-Range Planning Fund (Sch. 29)	351,789	(47,655)	304,134
Transportation Regulation & Enforcement Fund (Sch. 29)	255,000	-	255,000
Ventura/Cahuenga Corridor Plan Fund (Sch. 29)	325,102	(42,418)	282,684
Warner Center Transportation Trust Fund (Sch. 29)	351,786	(40,455)	311,331
West LA Transportation Improvement & Mitigation (Sch. 29)	312,102	(15,244)	296,858
Planning Case Processing Fund (Sch. 35)	10,000	-	10,000
Street Damage Restoration Fee Fund (Sch. 47)	-	323,040	323,040
Measure R Local Return Fund (Sch. 49)	5,738,545	52,545	5,791,090
Sidewalk Repair Fund (Sch. 51)	80,041	88,741	168,782
Measure M Local Return Fund (Sch. 52)	2,914,832	4,902,349	7,817,181
<b>Total Funds</b>	<b>166,379,560</b>	<b>20,366,209</b>	<b>186,745,769</b>
Percentage Change			12.24%
Positions	1,372	25	1,397

**Changes Applicable to Various Programs**

The following changes involve two or more budgetary programs. These changes are explained below and apportioned as single entries in the affected programs. Single-program changes are shown only in the programs involved.

Program Changes	Direct Cost	Positions	Total Cost
<b>Changes in Salaries, Expense, Equipment, and Special</b>			
<b>Obligatory Changes</b>			
1. <b>2018-19 Employee Compensation Adjustment</b> Related costs consist of employee benefits. <i>SG: \$5,682,661</i> <i>Related Costs: \$1,770,713</i>	5,682,661	-	7,453,374
2. <b>2019-20 Employee Compensation Adjustment</b> Related costs consist of employee benefits. <i>SG: \$1,710,724</i> <i>Related Costs: \$533,065</i>	1,710,724	-	2,243,789
3. <b>Change in Number of Working Days</b> Increase funding to reflect two additional working days. Related costs consist of employee benefits. <i>SG: \$819,919</i> <i>Related Costs: \$243,187</i>	819,919	-	1,063,106
4. <b>Full Funding for Partially Financed Positions</b> Related costs consist of employee benefits. <i>SG: \$1,484,053</i> <i>Related Costs: \$440,172</i>	1,484,053	-	1,924,225
5. <b>Salary Step and Turnover Effect</b> Related costs consist of employee benefits. <i>SG: \$189,980</i> <i>Related Costs: \$56,345</i>	189,980	-	246,325
<b>Deletion of One-Time Services</b>			
6. <b>Deletion of One-Time Expense Funding</b> Delete one-time expense funding. <i>EX: (\$6,648,329)</i>	(6,648,329)	-	(6,648,329)
7. <b>Deletion of Funding for Resolution Authorities</b> Delete funding for 332 resolution authority positions. Resolution authorities are reviewed annually and continued only if sufficient funding is available to maintain the current service level. Related costs consist of employee benefits.  25 positions are continued as regular positions: Parking Permits Program (Three positions) Accelerated ExpressPark (Two positions) Parking Permits Program - Field Studies (One position) Pavement Preservation - Mark-Out Crews (10 positions) Pavement Preservation - Striping Support (Seven positions) Accounting Support (One position) Measure M Accounting Support (One position)	(25,721,141)	-	(37,423,053)

Program Changes	Direct Cost	Positions	Total Cost
-----------------	-------------	-----------	------------

---

**Changes in Salaries, Expense, Equipment, and Special**
**Deletion of One-Time Services**

303 positions are continued:

LAWA LAMP and Coastal Review Plan Support (Three positions)  
 Metro Annual Work Program (52 positions)  
 Mobility Hubs (One position)  
 Bikeshare and Carshare Programs (Two positions)  
 Technology Strategy (Two positions)  
 Transportation Technology Strategy (One position)  
 Autonomous Vehicle Demonstrations (One position)  
 Development Review Support (Three positions)  
 Expedited Plan Review (Three positions)  
 Community Plan Program (Three positions)  
 One-Stop Metro Development Review Support (One position)  
 Development Services - San Fernando Valley (Two positions)  
 Vision Zero Speed Zone Survey Work (Two positions)  
 Transportation Project Delivery Support (21 positions)  
 Transportation Grant Project Review (Two positions)  
 Special Parking Revenue Fund Local Return (One position)  
 Hollywood Sign Enforcement (14 positions)  
 Ombudsman Support (One position)  
 Community Assistance Parking Program (One position)  
 Vision Zero Street and Safety Improvements (Four positions)  
 Complete Streets - Striping (Six positions)  
 Traffic and Street Maintenance Support (14 positions)  
 Film Industry Support (Four positions)  
 Director of Field Operations and Management Support (One position)  
 Street Repair Superintendent (One position)  
 District Office Support (Five positions)  
 Speed Hump Program (Three positions)  
 Vision Zero Design Work (Six positions)  
 Vision Zero Traffic Signal Construction Program (Nine positions)  
 Traffic Signals Support (74 positions)  
 Pavement Preservation - Traffic Loop Crews (10 positions)  
 DWP Water Trunk Line Program - Traffic Signals (Six positions)  
 Metro/TPS Inspectors for Ongoing Projects (Two positions)  
 B-Permit Plan Review (Five positions)  
 Sidewalk Repair Support (Four positions)  
 Expansion of Transit Services (One position)  
 DWP Water Trunk Line Program - Construction (One position)  
 Vision Zero Program Staffing (Seven positions)  
 Enhanced Vision Zero Program Staffing (Six positions)  
 Active Transportation (11 positions)  
 Bikepath Maintenance Program Management (One position)  
 Great Streets Initiative (Three positions)  
 Great Streets Oversight (One position)  
 Community Affairs Advocate (One position)  
 Assistant General Manager - External Affairs (One position)

Program Changes	Direct Cost	Positions	Total Cost
-----------------	-------------	-----------	------------

**Changes in Salaries, Expense, Equipment, and Special**

**Deletion of One-Time Services**

Four vacant positions are not continued:  
 Autonomous Vehicle Demonstrations (One position)  
 Enhanced Vision Zero Program Staffing (One position)  
 Active Transportation (One position)  
 Great Streets Initiative (One position)  
 SG: (\$25,721,141)  
 Related Costs: (\$11,701,912)

Program Changes	Direct Cost	Positions	Total Cost
<b>Changes in Salaries, Expense, Equipment, and Special</b>			
<b>Continuation of Services</b>			
<p><b>8. LAWA LAMP and Coastal Review Plan Support</b></p> <p>Continue funding and resolution authority for three positions consisting of one Transportation Engineer and two Transportation Engineering Associate IIIs. These positions will support the Los Angeles World Airports (LAWA) with the review of environmental impact documentation and the design and implementation of transportation improvement projects related to the Landside Access Modernization Program (LAMP). In addition, one Transportation Engineering Associate III will review plans for potential new developments for West Los Angeles and the coastal transportation corridor as needed. Funding for one Transportation Engineering Associate III is provided by the Coastal Transportation Corridor Trust Fund and will be fully reimbursed by the Department of Airports. Funding for the Transportation Engineer and the Transportation Engineering Associate III will be fully reimbursed by the Department of Airports. Related costs consist of employee benefits.</p> <p><i>SG: \$346,677</i></p> <p><i>Related Costs: \$148,642</i></p>	346,677	-	495,319
<p><b>9. Metro Annual Work Program</b></p> <p>Continue funding and resolution authority for 14 positions consisting of one Accountant, one Senior Accountant I, one Management Analyst, two Transportation Engineers, one Senior Management Analyst II, two Transportation Engineering Associate (TEA) IIIs, and six TEA IIs, and add funding and continue resolution authority for 38 positions consisting of two Transportation Engineers, nine TEA IIs, 10 TEA IIIs, three TEA IVs, four Signal Systems Electricians, two Senior Traffic Supervisor Is, five Traffic Officer IIs, one Accountant, one Management Analyst, and one Transportation Planning Associate II to support the Los Angeles Metropolitan Transportation Authority (Metro) Annual Work Program. Funding is provided by the Proposition C Anti-Gridlock Transit Fund (\$1,482,567) and the Measure M Local Return Fund (\$3,846,769), and the costs will be fully reimbursed by Metro. Related costs consist of employee benefits. See related items in the Bureaus of Contract Administration, Engineering, Street Lighting, and Street Services, and the Board of Public Works.</p> <p><i>SG: \$5,329,336</i></p> <p><i>Related Costs: \$2,353,242</i></p>	5,329,336	-	7,682,578



Transportation

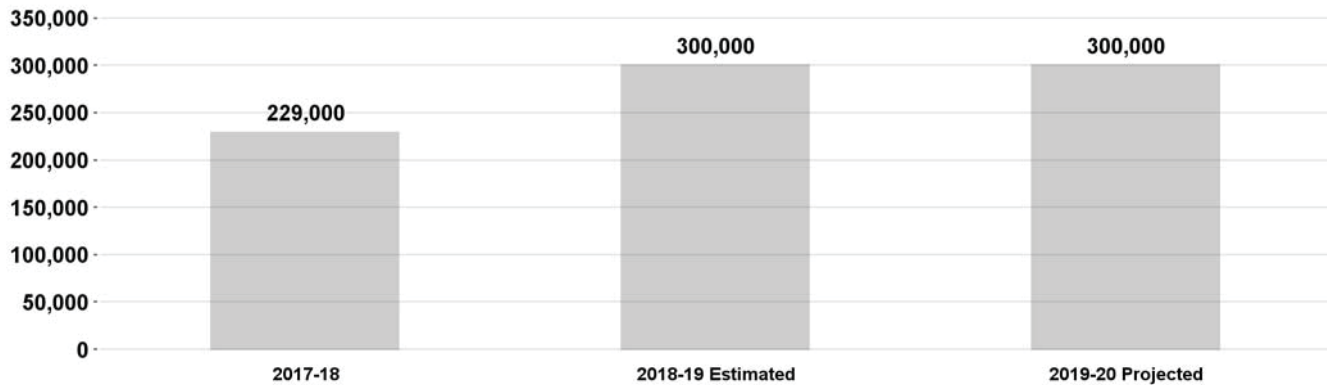
Program Changes	Direct Cost	Positions	Total Cost
<b>Changes in Salaries, Expense, Equipment, and Special</b>			
<b>Restoration of Services</b>			
<b>10. Restoration of One-Time Expense Funding</b> Restore funding in the Printing and Binding, Signal Supplies and Repairs, Contractual Services, and Office and Administrative accounts that were reduced on a one-time basis in the 2018-19 Adopted Budget. <i>EX: \$785,650</i>	785,650	-	785,650
<b>Efficiencies to Services</b>			
<b>11. One-Time Salary Reductions</b> Reduce funding in the Salaries General Account, as a one-time budget reduction, to reflect savings generated by positions filled in-lieu, maintaining vacancies, and anticipated attrition. Related costs consist of employee benefits. <i>SG: (\$1,070,000)</i> <i>Related Costs: (\$333,412)</i>	(1,070,000)	-	(1,403,412)
<b>12. Expense Account Reduction</b> Reduce funding in the Contractual Services (\$600,000), Printing and Binding (\$20,000), Signal Supplies and Repairs (\$115,650), and Office and Administrative (\$50,000) accounts on a one-time basis to reflect anticipated expenditures, which include savings achieved due to Departmental efficiencies and expenditure reductions. <i>EX: (\$785,650)</i>	(785,650)	-	(785,650)
<b>Other Changes or Adjustments</b>			
<b>13. Various Position Adjustments</b> Add funding and regular authority for seven positions consisting of one Supervising Transportation Planner I, one Systems Analyst, one Executive Administrative Assistant II, one Transportation Planning Associate I, and three Senior Management Analyst Is. Delete funding and regular authority for seven positions consisting of one Senior Project Coordinator, two Transportation Engineering Associate IIs, one Transportation Engineering Associate IV, one Transportation Engineer, one Signal Systems Electrician, and one Internal Auditor III. These positions are funded by the Proposition C Anti-Gridlock Improvement Fund, the Proposition A Local Transit Assistance Fund, and the General Fund. Related costs consist of employee benefits. These position adjustments reflect the operational needs of the Department within the current organizational structure. <i>SG: (\$67,501)</i> <i>Related Costs: (\$21,034)</i>	(67,501)	-	(88,535)
<b>TOTAL CHANGES APPLICABLE TO VARIOUS PROGRAMS</b>	<b>(17,943,621)</b>	<b>-</b>	

**Sustainable Transportation**

Priority Outcome: Create a more livable and sustainable city

This program includes sustainable transportation programs which promote fuel efficiency and vehicle emission controls and create options to decrease dependency on fossil fuels, air pollution, and traffic congestion. In the short term, this program includes the following shared use mobility option services: Vehicles for Hire, Bikeshare, Carshare, and autonomous vehicles.

**Number of Bike Trips Per Year**



Program Changes	Direct Cost	Positions	Total Cost
<b>Changes in Salaries, Expense, Equipment, and Special</b>			
<b>Apportionment of Changes Applicable to Various Programs</b>	(681,905)	(1)	(1,010,297)
Related costs consist of employee benefits.			
SG: (\$681,905)			
Related Costs: (\$328,392)			
<b>Continuation of Services</b>			
<b>14. Mobility Hubs</b>	95,944	-	139,379
Continue funding and resolution authority for one Transportation Planning Associate II to support the implementation and integration of Mobility Hubs. Mobility Hubs are kiosks that offer users a menu of transportation options including Bikeshare, Carshare, and secure bike parking in order to integrate the first-mile/last-mile transit connectivity in Downtown Los Angeles and Hollywood. Funding is provided by the Mobile Source Air Pollution Reduction Fund and will be reimbursed by a Federal Transit Administration (FTA) grant. Related costs consist of employee benefits.			
SG: \$95,944			
Related Costs: \$43,435			

## Sustainable Transportation

Program Changes	Direct Cost	Positions	Total Cost
<b>Changes in Salaries, Expense, Equipment, and Special</b>			
<b>Continuation of Services</b>			
<b>15. Bikeshare and Carshare Programs</b> Continue funding and resolution authority for two positions consisting of one Management Analyst and one Transportation Planning Associate II to support the Bikeshare and Carshare Programs. The Management Analyst provides oversight and management of the City's Carshare Program including the Electric Vehicle Carshare pilot program. The Transportation Planning Associate II provides oversight and management of the Bikeshare program, which is a regional partnership with the Los Angeles Metropolitan Transportation Authority. Funding is provided by the Mobile Source Air Pollution Reduction Fund. Related costs consist of employee benefits. <i>SG: \$187,273</i> <i>Related Costs: \$85,432</i>	187,273	-	272,705
<b>16. Technology Strategy</b> Continue funding and resolution authority for two positions consisting of one Data Base Architect and one Geographic Information Systems Specialist to support the in-house data collection and analysis of mobility data to advance the Transportation Technology Initiative. Funding is provided by the Mobile Source Air Pollution Reduction Fund. Related costs consist of employee benefits. <i>SG: \$199,464</i> <i>Related Costs: \$89,231</i>	199,464	-	288,695
<b>17. Transportation Technology Strategy</b> Continue funding and resolution authority for one Management Analyst to support operations and program management for the Transportation Technology Strategy. Funding is provided by the Measure M Local Return Fund. Related costs consist of employee benefits. <i>SG: \$95,712</i> <i>Related Costs: \$43,363</i>	95,712	-	139,075
<b>18. Autonomous Vehicle Demonstrations</b> Continue funding and resolution authority for one Supervising Transportation Planner I and add funding and resolution authority for one Management Analyst to support the preparation of the City's automated traffic and surveillance infrastructure for connected and autonomous vehicles. One Project Coordinator is not continued. Funding is provided by the Measure M Local Return Fund. Related costs consist of employee benefits. <i>SG: \$219,445</i> <i>Related Costs: \$95,457</i>	219,445	-	314,902

**Sustainable Transportation**

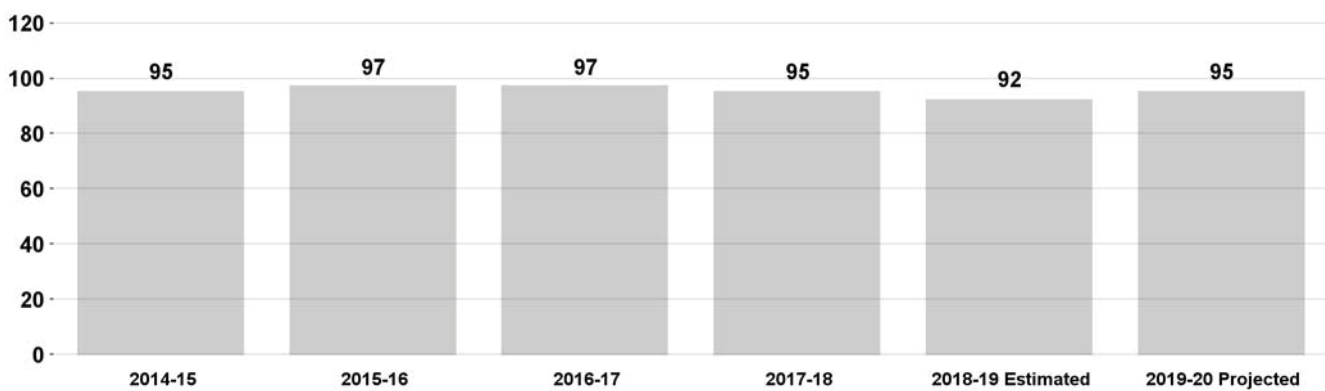
<b>Program Changes</b>	<b>Direct Cost</b>	<b>Positions</b>	<b>Total Cost</b>
<b>Changes in Salaries, Expense, Equipment, and Special</b>			
<b>Increased Services</b>			
<b>19. Electric Vehicle Infrastructure Resources</b> Add nine-months funding and resolution authority for three positions consisting of one Transportation Engineering Associate II, subject to pay grade determination by the Office of the City Administrative Officer, Employee Relations Division, one Management Analyst, and one Planning Assistant to plan and deliver on-street and off-street electric vehicle infrastructure. Funding is provided by the Measure M Local Return Fund. Related costs consist of employee benefits. <i>SG: \$204,862</i> <i>Related Costs: \$104,452</i>	204,862	-	309,314
<b>20. Automated Traffic Surveillance and Control 3.0</b> Add nine-months funding and resolution authority for one Data Analyst I to develop and implement code and software to incorporate new on-demand mobility services into the Automated Traffic Surveillance and Control system. Funding is provided by the Measure M Local Return Fund. Related costs consist of employee benefits. <i>SG: \$68,434</i> <i>Related Costs: \$34,863</i>	68,434	-	103,297
<b>New Services</b>			
<b>21. Dockless Scooter Share Program</b> Add nine-months funding and resolution authority for six positions consisting of two Transportation Planning Associate IIs, subject to pay grade determination by the Office of the City Administrative Officer, Employee Relations Division, two Data Analyst IIs, one Administrative Clerk, and one Planning Assistant to manage the Citywide dockless scooter share program. Funding is provided by the fees paid by participating companies collected through the Permit Parking Program Revenue Fund. Related costs consist of employee benefits. <i>SG: \$334,733</i> <i>Related Costs: \$185,537</i>	334,733	-	520,270
<b>TOTAL Sustainable Transportation</b>	<b>723,962</b>	<b>(1)</b>	
2018-19 Program Budget	3,042,891	24	
Changes in Salaries, Expense, Equipment, and Special	723,962	(1)	
<b>2019-20 PROGRAM BUDGET</b>	<b>3,766,853</b>	<b>23</b>	

**Transportation Planning and Land Use**

Priority Outcome: Create a more livable and sustainable city

This program develops long-range transportation plans that become part of the City's Community and Specific plans. Community and Specific plans are then used as a blueprint to implement transportation projects and programs that are consistent with City policy. This program also provides traffic studies for both City Departments and private developers who seek permit approval from the Department of Transportation relative to the identification of traffic impacts and solutions required for traffic mitigation and CEQA clearance. The following services are provided: 1. Collection and administration of developer trip fees in specific plan areas to implement transportation improvements; 2. Development of long-range transportation plans to implement transportation projects citywide; 3. Case processing of traffic studies as part of a CEQA clearance purpose to identify project-related traffic impacts and recommend appropriate mitigation solutions for proposed development projects; 4. Issuance of B-permit sign-offs, driveway permits, building permit sign-offs, and condition clearance for proposed developments.

**Percent of Traffic Studies Processed within 90 Business Days**



Program Changes	Direct Cost	Positions	Total Cost
<b>Changes in Salaries, Expense, Equipment, and Special</b>			
<b>Apportionment of Changes Applicable to Various Programs</b>	(1,371,180)	-	(1,822,934)
Related costs consist of employee benefits.			
SG: (\$1,021,180) EX: (\$350,000)			
Related Costs: (\$451,754)			
<b>Continuation of Services</b>			
<b>22. Development Review Support</b>	344,324	-	492,232
Continue funding and resolution authority for three positions consisting of one Supervising Transportation Planner I, one Transportation Engineering Associate II, and one Transportation Engineering Associate III. These positions support the processing of traffic studies to identify traffic impacts and permit reviews. Funding is provided by the Proposition C Anti-Gridlock Transit Fund. Related costs consist of employee benefits.			
SG: \$344,324			
Related Costs: \$147,908			

### Transportation Planning and Land Use

Program Changes	Direct Cost	Positions	Total Cost
<b>Changes in Salaries, Expense, Equipment, and Special</b>			
<b>Continuation of Services</b>			
<b>23. Expedited Plan Review</b> Continue funding and resolution authority for three positions consisting of one Transportation Engineer and two Transportation Engineering Associate IIIs to support the workload for expedited traffic control plan reviews. Funding is provided by the Transportation Expedited Fee Trust Fund. Related costs consist of employee benefits. <i>SG: \$346,677</i> <i>Related Costs: \$148,642</i>	346,677	-	495,319
<b>24. Community Plan Program</b> Continue funding and resolution authority for three positions consisting of two Transportation Planning Associate IIs and one Transportation Engineering Associate III. These positions support the updating of the City's 35 Community Plans to reflect current land use policies, designations, and zoning. Funding is provided by the Planning Long-Range Planning Fund. Related costs consist of employee benefits. <i>SG: \$304,134</i> <i>Related Costs: \$135,385</i>	304,134	-	439,519
<b>25. One-Stop Metro Development Review Support</b> Continue funding and resolution authority for one Transportation Engineer to oversee the daily activities at the public counter at the One-Stop Metro Service Center for Development Review Services. This position provides additional capacity to deliver timely approvals and reduce wait times at the public counter for the review of potential new development projects. This position is fully reimbursed by fees collected. Related costs consist of employee benefits. <i>SG: \$122,186</i> <i>Related Costs: \$51,612</i>	122,186	-	173,798
<b>26. Development Services - San Fernando Valley</b> Continue nine-months funding and resolution authority for two positions consisting of one Supervising Transportation Planner I and one Transportation Planning Associate II to support development review services for the San Fernando Valley transportation planning work program. These positions will support various initiatives in the San Fernando Valley, including implementation of a new Transportation Demand Management Ordinance. The filling of these positions is subject to adoption of the new Ordinance. Related costs consist of employee benefits. <i>SG: \$160,508</i> <i>Related Costs: \$77,092</i>	160,508	-	237,600

**Transportation Planning and Land Use**

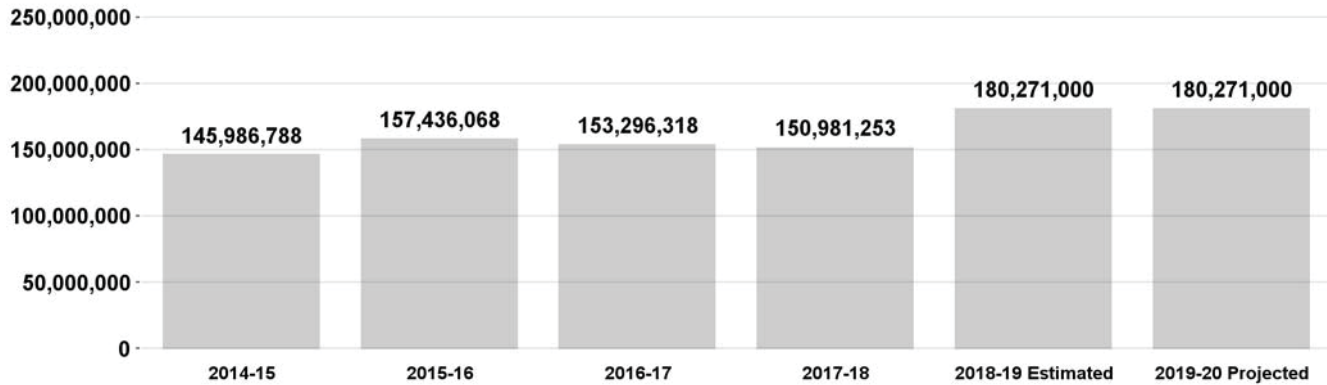
<b>Program Changes</b>	<b>Direct Cost</b>	<b>Positions</b>	<b>Total Cost</b>
<b>Changes in Salaries, Expense, Equipment, and Special</b>			
<b>Increased Services</b>			
<b>27. West LA/Coastal Development Review and Planning</b> Add nine-months funding and resolution authority for one Transportation Planning Associate I, subject to pay grade determination by the Office of the City Administrative Officer, Employee Relations Division, to serve as the Lead Transportation Planning Coordinator for the West Los Angeles Planning Office. Funding is provided by the Coastal Transportation Corridor Trust Fund (\$27,173) and the West Los Angeles Transportation Improvement and Mitigation Fund (\$27,173). Related costs consist of employee benefits. SG: \$54,346 Related Costs: \$30,474	54,346	-	84,820
<b>TOTAL Transportation Planning and Land Use</b>	<b>(39,005)</b>	<b>-</b>	
2018-19 Program Budget	4,360,849	22	
Changes in Salaries, Expense, Equipment, and Special	(39,005)	-	
<b>2019-20 PROGRAM BUDGET</b>	<b>4,321,844</b>	<b>22</b>	

**Transportation Infrastructure and Project Delivery**

Priority Outcome: Create a more livable and sustainable city

This program is responsible for the implementation of grant funded capital transportation projects as well as providing coordination services with other City departments and outside agencies.

**Total Value of Active Projects**



**Program Changes**

**Direct Cost    Positions    Total Cost**

**Changes in Salaries, Expense, Equipment, and Special**

<b>Apportionment of Changes Applicable to Various Programs</b>	(3,198,493)	-	(4,607,682)
--	-------------	---	-------------

Related costs consist of employee benefits.

SG: (\$3,198,493)

Related Costs: (\$1,409,189)



**Transportation Infrastructure and Project Delivery**

<b>Program Changes</b>	<b>Direct Cost</b>	<b>Positions</b>	<b>Total Cost</b>
<b>Changes in Salaries, Expense, Equipment, and Special</b>			
<b>Continuation of Services</b>			
<b>28. Vision Zero Design Work</b> Continue funding and resolution authority for six positions consisting of one Civil Engineering Drafting Technician, one Transportation Engineer, one Transportation Engineering Associate III, two Transportation Engineering Associate IIs, and one Management Analyst to support the planning and design work for Vision Zero projects. Funding is provided by the Measure M Local Return Fund. Related costs consist of employee benefits. <i>SG: \$619,331</i> <i>Related Costs: \$274,218</i>	619,331	-	893,549
<b>29. Transportation Project Delivery Support</b> Continue funding and resolution authority for 21 positions consisting of three Transportation Engineers, nine Transportation Engineering Associate IIs, seven Transportation Engineering Associate IIIs, one Management Analyst, and one Senior Transportation Engineer to support the implementation and management of highway and transportation capital grant-funded projects working in coordination with other City departments and agencies. Funding is provided by the Proposition C Anti-Gridlock Transit Fund and will be reimbursed by the various grantors as part of the Transportation Grant Annual Work Program. Related costs consist of employee benefits. <i>SG: \$2,378,068</i> <i>Related Costs: \$1,025,325</i>	2,378,068	-	3,403,393
<b>30. Transportation Grant Project Review</b> Continue funding and resolution authority for two positions consisting of one Senior Accountant II and one Transportation Engineering Associate IV to support the oversight and management of timely grant billings, compliance with accounting policies and procedures, management of the close-out of federally funded projects, and the provision of technical review and assistance with design plans. Funding for the Senior Accountant II is provided by the Proposition C Anti-Gridlock Transit Fund. Funding for the Transportation Engineering Associate IV will be reimbursed by grants. Related costs consist of employee benefits. <i>SG: \$227,331</i> <i>Related Costs: \$93,116</i>	227,331	-	320,447

**Transportation Infrastructure and Project Delivery**

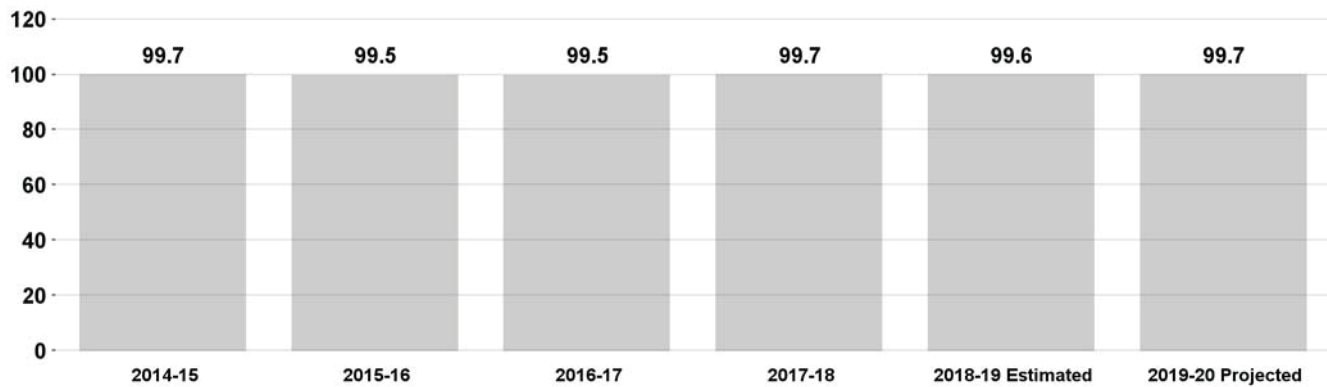
<b>Program Changes</b>	<b>Direct Cost</b>	<b>Positions</b>	<b>Total Cost</b>
<b>Changes in Salaries, Expense, Equipment, and Special</b>			
<b>Increased Services</b>			
31. <b>Affordable Housing and Sustainable Communities Grant</b>	126,092	-	192,460
<p>Add nine-months funding and resolution authority for two positions consisting of one Transportation Engineering Associate II and one Transportation Planning Associate I, both subject to pay grade determination of the Office of the City Administrative Officer, Employee Relations Division, to provide grant support for the Affordable Housing and Sustainable Communities (AHSC) program. The positions will serve on an interdepartmental team to focus on the annual AHSC grant cycle. Related costs consist of employee benefits. See related Bureau of Engineering, Bureau of Street Lighting, and Housing and Community Investment Department items.</p> <p><i>SG: \$126,092</i></p> <p><i>Related Costs: \$66,368</i></p>			
<b>TOTAL Transportation Infrastructure and Project Delivery</b>	<b>152,329</b>	<b>-</b>	
2018-19 Program Budget	4,607,766	11	
Changes in Salaries, Expense, Equipment, and Special	152,329	-	
<b>2019-20 PROGRAM BUDGET</b>	<b>4,760,095</b>	<b>11</b>	

**Parking Facilities, Meters, and Operations**

Priority Outcome: Create a more livable and sustainable city

This program supports the operation and maintenance of City-owned parking lots, management of the City's on-street parking meters, and administration of the City's Permit Parking Service. This program also assists in the development of various mixed-use projects relative to City-owned parking lots in coordination with other City and governmental agencies and private developers. Lastly, this program includes meter security functions for parking meter coin collection and oversight of the coin counting for over 38,000 parking meters.

**Percent of Time Parking Meters are Functioning Properly**



**Program Changes**

**Direct Cost**

**Positions**

**Total Cost**

**Changes in Salaries, Expense, Equipment, and Special**

**Apportionment of Changes Applicable to Various Programs**

(241,011)

-

(404,847)

Related costs consist of employee benefits.

SG: (\$241,011)

Related Costs: (\$163,836)

**Parking Facilities, Meters, and Operations**

Program Changes	Direct Cost	Positions	Total Cost
<b>Changes in Salaries, Expense, Equipment, and Special</b>			
<b>Continuation of Services</b>			
<b>32. Parking Permits Program</b> Continue funding and add regular authority for three positions consisting of one Transportation Engineer, one Transportation Engineering Aide I, and one Management Analyst to provide analytical and administrative support for the Parking Permits Program. Funding is provided by the Permit Parking Program Revenue Fund. Related costs consist of employee benefits. <i>SG: \$284,460</i> <i>Related Costs: \$129,255</i>	284,460	3	413,715
<b>33. Accelerated ExpressPark</b> Continue funding and add regular authority for two positions consisting of one Management Analyst and one Transportation Engineering Associate IV to support the expansion of the Express Park Program. These positions are fully reimbursed by the Special Parking Revenue Fund. Related costs consist of employee benefits. <i>SG: \$211,943</i> <i>Related Costs: \$93,120</i>	211,943	2	305,063
<b>34. Special Parking Revenue Fund Local Return</b> Continue funding and resolution authority for one Management Analyst to manage the Special Parking Revenue Fund Local Return Program, which returns parking meter revenue to communities for local projects and services. This position is fully reimbursed by the Special Parking Revenue Fund. Related costs consist of employee benefits. <i>SG: \$91,328</i> <i>Related Costs: \$41,997</i>	91,328	-	133,325
<b>35. Parking Permits Program - Field Studies</b> Continue funding and add regular authority for one Transportation Engineering Associate II to support field studies required as part of the Preferential Parking District Program. Funding is provided by the Permit Parking Program Revenue Fund. Related costs consist of employee benefits. <i>SG: \$95,662</i> <i>Related Costs: \$43,347</i>	95,662	1	139,009
<b>TOTAL Parking Facilities, Meters, and Operations</b>	<b>442,382</b>	<b>6</b>	
2018-19 Program Budget	6,983,745	71	
Changes in Salaries, Expense, Equipment, and Special	442,382	6	
<b>2019-20 PROGRAM BUDGET</b>	<b>7,426,127</b>	<b>77</b>	

**Parking Enforcement Services**

Priority Outcome: Create a more livable and sustainable city  
 This program employs full-time Traffic Officers who enforce parking restrictions found in state and City codes. The Parking Enforcement Services program also provides traffic control services during peak periods at heavily congested intersections, during emergencies, and whenever signals fail.

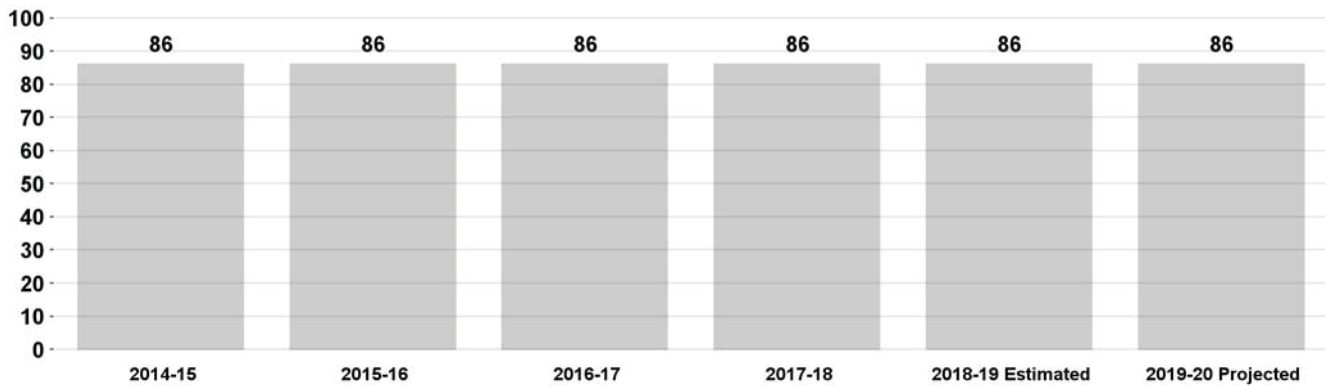
Program Changes	Direct Cost	Positions	Total Cost
<b>Changes in Salaries, Expense, Equipment, and Special</b>			
<b>Apportionment of Changes Applicable to Various Programs</b> Related costs consist of employee benefits. SG: \$4,379,129 EX: (\$324,357) Related Costs: \$1,233,794	4,054,772	-	5,288,566
<b>Continuation of Services</b>			
36. <b>Hollywood Sign Enforcement</b> Continue funding and resolution authority for 14 Traffic Officer IIs to provide traffic enforcement around the Hollywood Sign to address traffic and public safety issues. Related costs consist of employee benefits. SG: \$867,958 Related Costs: \$460,002	867,958	-	1,327,960
<b>Increased Services</b>			
37. <b>Traffic Officer Supervision and Support</b> Add nine-months funding and resolution authority for eight positions consisting of three Senior Traffic Supervisor Is and five Administrative Clerks. The Senior Traffic Supervisor I positions will provide additional supervision to the High Priority Scofflaw Unit and the Crossing Guard Program. The Administrative Clerks will provide area offices with administrative support and allow Senior Traffic Supervisors to spend more time in the field. Add one-time funding to the Contractual Services Account (\$1,650,000) to purchase handheld citation devices for Traffic Officers. Add one-time funding in the Field Equipment Expense account (\$600,000) to purchase replacement radios for Traffic Officers. Add one-time funding in the Uniforms Account (\$78,250) for uniform safety enhancements to increase the visibility of Traffic Officers during bad weather conditions. Related costs consist of employee benefits. SG: \$340,198 EX: \$2,328,250 Related Costs: \$214,318	2,668,448	-	2,882,766
<b>TOTAL Parking Enforcement Services</b>	<b>7,591,178</b>	<b>-</b>	
2018-19 Program Budget	52,431,469	756	
Changes in Salaries, Expense, Equipment, and Special	7,591,178	-	
<b>2019-20 PROGRAM BUDGET</b>	<b>60,022,647</b>	<b>756</b>	

**Parking Citation Processing Services**

Priority Outcome: Create a more livable and sustainable city

This program is responsible for processing all parking citations issued by the City of Los Angeles for stopped vehicles in violation of California and City codes. In addition, this program provides adjudication services for motorists who contest parking citations issued by the City of Los Angeles.

**Two Year Parking Ticket Collection Rate (percentage)**



Program Changes	Direct Cost	Positions	Total Cost
<b>Changes in Salaries, Expense, Equipment, and Special</b>			
<b>Apportionment of Changes Applicable to Various Programs</b>	108,255	-	114,124
Related costs consist of employee benefits.			
SG: \$108,255			
Related Costs: \$5,869			
<b>Continuation of Services</b>			
<b>38. Ombudsman Support</b>	57,326	-	88,728
Continue funding and resolution authority for one Project Assistant. This position supports the Ombudsman workload, provides initial review of contested citations, and assists with contract oversight. Related costs consist of employee benefits.			
SG: \$57,326			
Related Costs: \$31,402			
<b>39. Community Assistance Parking Program</b>	49,382	-	78,308
Continue funding and resolution authority for one Management Assistant. This position will support the Community Assistance Parking Program, which allows homeless individuals with open and unpaid parking citations to pay their citations by performing community services. Related costs consist of employee benefits.			
SG: \$49,382			
Related Costs: \$28,926			

**Parking Citation Processing Services**

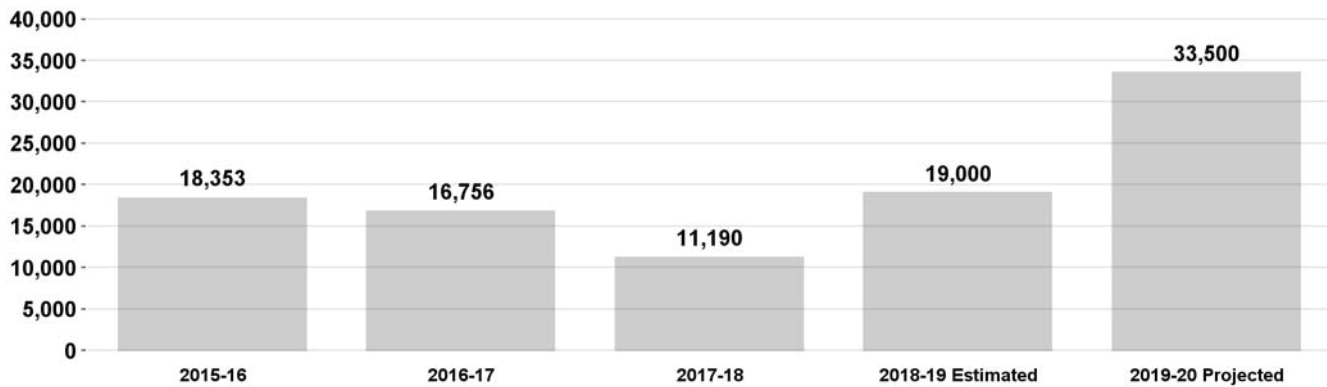
Program Changes	Direct Cost	Positions	Total Cost
<b>Changes in Salaries, Expense, Equipment, and Special</b>			
<b>Increased Services</b>			
<b>40. Adjudication Staffing Support</b> Add nine-months funding and resolution authority for 10 positions consisting of four Administrative Hearing Examiners, three Management Assistants, one Senior Administrative Clerk, and two Administrative Clerks to provide additional adjudication hearing support. Related costs consist of employee benefits. SG: \$439,933 Related Costs: \$272,473	439,933	-	712,406
<b>TOTAL Parking Citation Processing Services</b>	<b>654,896</b>	<b>-</b>	
2018-19 Program Budget	13,722,925	45	
Changes in Salaries, Expense, Equipment, and Special	654,896	-	
<b>2019-20 PROGRAM BUDGET</b>	<b>14,377,821</b>	<b>45</b>	

**Streets and Sign Management**

Priority Outcome: Create a more livable and sustainable city

This program includes the design and installation of traffic markings on repaved streets, installation and maintenance of traffic safety and street name signs, temporary sign postings, and the design and installation of pavement markings that includes lane striping, traffic markings on streets and curbs, and Citywide mark-out. This program also coordinates with the Bureau of Street Services to schedule work crews to install pavement and curb markings in conjunction with street resurfacings.

**Number of Sign Maintenance & Installation Projects Completed**



**Program Changes**

**Direct Cost   Positions   Total Cost**

**Changes in Salaries, Expense, Equipment, and Special**

<b>Apportionment of Changes Applicable to Various Programs</b>	(8,469,185)	-	(9,859,358)
Related costs consist of employee benefits.			
SG: (\$2,495,213)   EX: (\$5,973,972)			
Related Costs: (\$1,390,173)			

**Continuation of Services**

<p><b>41. Vision Zero Street and Safety Improvements</b></p> <p>Continue funding and resolution authority for four Maintenance Laborers to perform street maintenance and safety improvement projects to facilitate implementation of the Vision Zero objectives. Funding is provided by the Measure R Local Return Fund. Related costs consist of employee benefits.</p> <p>SG: \$207,697</p> <p>Related Costs: \$118,874</p>	<p>207,697</p>	<p>-</p>	<p>326,571</p>
<p><b>42. Complete Streets - Striping</b></p> <p>Continue funding and resolution authority for six positions consisting of two Maintenance Laborers, two Traffic Painter and Sign Poster IIs, and two Traffic Painter and Sign Poster IIIs to support the striping and mark-out work for the six Complete Streets projects approved in 2017-18. Funding is provided by the Measure M Local Return Fund. See related Department of General Services and Bureaus of Contract Administration, Engineering, and Street Services items. Related costs consist of employee benefits.</p> <p>SG: \$402,112</p> <p>Related Costs: \$206,532</p>	<p>402,112</p>	<p>-</p>	<p>608,644</p>



**Streets and Sign Management**

Program Changes	Direct Cost	Positions	Total Cost
<b>Changes in Salaries, Expense, Equipment, and Special</b>			
<b>Continuation of Services</b>			
<b>43. Traffic and Street Maintenance Support</b> Continue funding and resolution authority for 14 positions consisting of five Traffic Painter and Sign Poster IIs, five Traffic Painter and Sign Poster IIIs, one Traffic Marking and Sign Superintendent I, two Civil Engineering Drafting Technicians, and one Transportation Engineering Associate III to support critical maintenance of signs and traffic control devices to reduce accidents on public streets. These positions also support the Pavement Preservation Program by installing striping on streets which have been resurfaced or slurried. Funding is provided by the Proposition C Anti-Gridlock Transit Improvement Fund. Related costs consist of employee benefits. <i>SG: \$1,074,292</i> <i>Related Costs: \$524,295</i>	1,074,292	-	1,598,587
<b>44. Pavement Preservation - Mark Out Crews</b> Continue funding and add regular authority for 10 positions consisting of four Maintenance Laborers, four Traffic Painter and Sign Poster IIs, and two Traffic Painter and Sign Poster IIIs to provide mark-out crews for the Pavement Preservation Program. The positions maintain the mark-out turnaround time of four days. Related costs consist of employee benefits. <i>SG: \$614,502</i> <i>Related Costs: \$326,869</i>	614,502	10	941,371
<b>45. Pavement Preservation - Striping Support</b> Continue funding and add regular authority for seven positions consisting of one Equipment Repair Supervisor, three Transportation Engineering Aide Is, one Transportation Engineering Associate III, and two Mechanical Repairers to support the Pavement Preservation Program. The Equipment Repair Supervisor will support the oversight and management of repairs, safety inspections, and preventative maintenance in the Repair Shop for vehicles. The Transportation Engineering Aides and the Transportation Engineering Associate III will support the quality control of contractor services for striping work. The Mechanical Repairers will perform vehicle repairs and safety inspections. Continue one-time funding in the Contractual Services Account for striping work expenses on resurfaced and slurried streets. Related costs consist of employee benefits. <i>SG: \$573,619 EX: \$5,973,972</i> <i>Related Costs: \$273,513</i>	6,547,591	7	6,821,104

## Streets and Sign Management

Program Changes	Direct Cost	Positions	Total Cost
<b>Changes in Salaries, Expense, Equipment, and Special</b>			
<b>Continuation of Services</b>			
<b>46. Film Industry Support</b> Continue funding and resolution authority for four positions consisting of one Traffic Marking and Sign Superintendent I and three Maintenance Laborers to provide additional temporary sign posting support for the film industry. The costs of these positions will be partially reimbursed by filming permit fees. Related costs consist of employee benefits. SG: \$232,677 <i>Related Costs: \$126,658</i>	232,677	-	359,335
<b>47. Director of Field Operations and Management Support</b> Continue funding and resolution authority for one Construction and Maintenance Superintendent to oversee program operations for the streets and signs traffic signal field staff. Funding is provided by the Measure R Local Return Fund. Related costs consist of employee benefits. SG: \$119,175 <i>Related Costs: \$50,674</i>	119,175	-	169,849
<b>48. Street Repair Superintendent</b> Continue funding and resolution authority for one Traffic Marking and Sign Superintendent I to serve as the Street Repair Superintendent. This position will provide supervision, coordination, and planning oversight to ensure that field staff are deployed efficiently to the Pavement Preservation and Street Reconstruction programs. Funding is provided by the Proposition C Anti-Gridlock Transit Fund. Related costs consist of employee benefits. SG: \$81,595 <i>Related Costs: \$38,964</i>	81,595	-	120,559
<b>New Services</b>			
<b>49. Failed Streets Reconstruction Program</b> Add nine-months funding and resolution authority for 16 positions consisting of 12 Traffic Painter and Sign Poster Is, subject to pay grade determination by the Office of the City Administrative Officer, Employee Relations Division, and four Maintenance Laborers for two crews to support the Failed Street Reconstruction Program. Funding is provided by the Street Damage Restoration Fee Fund (\$323,040) and the Measure M Local Return Fund (\$323,040). See related Bureau of Street Services, Bureau of Engineering, and General Services items. Related cost consist of employee benefits. SG: \$646,080 <i>Related Costs: \$417,942</i>	646,080	-	1,064,022

**Streets and Sign Management**

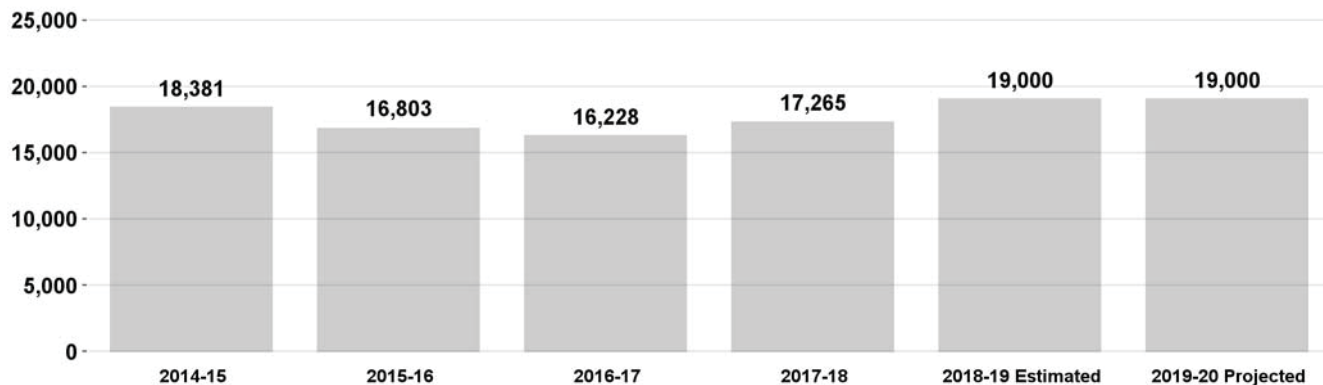
<b>TOTAL Streets and Sign Management</b>	<b><u>1,456,536</u></b>	<b><u>17</u></b>
2018-19 Program Budget	22,012,674	115
Changes in Salaries, Expense, Equipment, and Special	<u>1,456,536</u>	<u>17</u>
<b>2019-20 PROGRAM BUDGET</b>	<b><u>23,469,210</u></b>	<b><u>132</u></b>

**District Offices**

Priority Outcome: Create a more livable and sustainable city

This program operates Department of Transportation District Offices at six locations. District Office staff are responsible for investigating the need for and authorizing the installation of traffic signals, stop signs, regulatory, guide, and warning signs, crosswalks, pavement markings, and parking regulations. District Office staff also attend meetings with other governmental agencies and public meetings that include Council Offices, homeowner associations, school staff, developers, and Chambers of Commerce to discuss traffic congestion and traffic safety on local streets and highways.

**Number of Service Requests Closed**



**Program Changes**

**Direct Cost    Positions    Total Cost**

**Changes in Salaries, Expense, Equipment, and Special**

<b>Apportionment of Changes Applicable to Various Programs</b>	(566,920)	-	(870,322)
Related costs consist of employee benefits.			
SG: (\$566,920)			
Related Costs: (\$303,402)			

**District Offices**

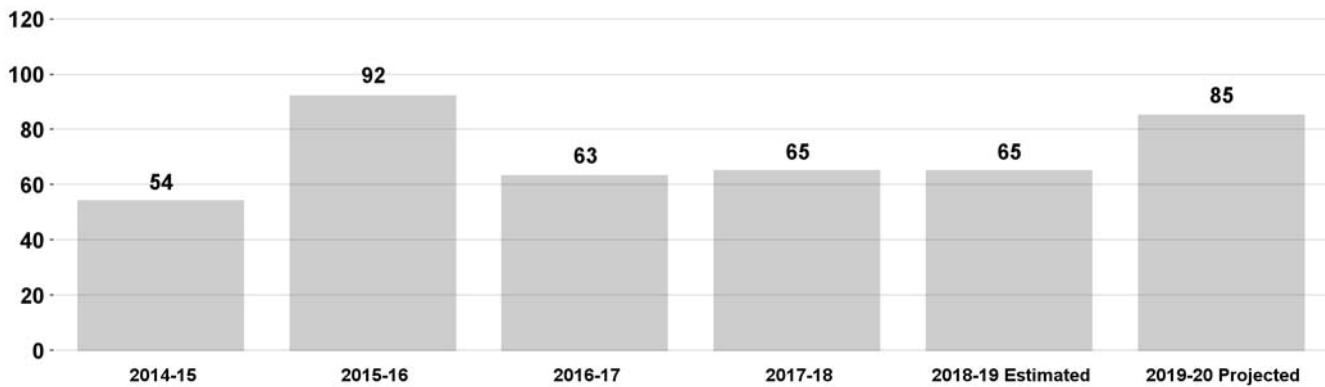
<b>Program Changes</b>	<b>Direct Cost</b>	<b>Positions</b>	<b>Total Cost</b>
<b>Changes in Salaries, Expense, Equipment, and Special</b>			
<b>Continuation of Services</b>			
<b>50. District Office Support</b> Continue funding and resolution authority for five positions consisting of one Senior Transportation Engineer and four Transportation Engineering Aide Is to reduce the backlog in traffic survey work. Funding is provided by Measure R Local Return Fund. Related costs consist of employee benefits. <i>SG: \$421,686</i> <i>Related Costs: \$199,092</i>	421,686	-	620,778
<b>51. Speed Hump Program</b> Continue funding and resolution authority for three positions consisting of one Transportation Engineer, one Transportation Engineering Associate II, and one Transportation Engineering Aide I to support the implementation of the Speed Hump Program. Funding is provided by Measure R Local Return Fund. Related costs consist of employee benefits. <i>SG: \$288,794</i> <i>Related Costs: \$130,605</i>	288,794	-	419,399
<b>52. Vision Zero Speed Zone Survey Work</b> Continue funding and resolution authority for two Transportation Engineering Aide Is to support the preparation of engineering and traffic study reviews required to renew or extend speed zone limits along the High Injury Network (HIN). Funding is provided by the Measure R Local Return Fund. Related costs consist of employee benefits. <i>SG: \$141,892</i> <i>Related Costs: \$71,292</i>	141,892	-	213,184
<b>Increased Services</b>			
<b>53. Traffic Software Updates, Integration, and Support</b> Add nine-months funding and resolution authority for one Systems Analyst to update traffic software and perform systems maintenance for MyLADOT, RoadSafe GIS, and other department systems, including an update of the MyLADOT website. Add one-time funding in the Contractual Services Account for software revision integration and maintenance for MyLADOT and RoadSafe GIS systems. Funding is provided by the Measure M Local Return Fund. Related costs consist of employee benefits. <i>SG: \$65,942 EX: \$130,000</i> <i>Related Costs: \$34,087</i>	195,942	-	230,029
<b>TOTAL District Offices</b>	<b>481,394</b>	<b>-</b>	
2018-19 Program Budget	4,780,366	34	
Changes in Salaries, Expense, Equipment, and Special	481,394	-	
<b>2019-20 PROGRAM BUDGET</b>	<b>5,261,760</b>	<b>34</b>	

**Traffic Signals and Systems**

Priority Outcome: Create a more livable and sustainable city

This program is responsible for the design, construction, maintenance, and operation of the City's traffic signal system. The City's traffic signal system includes the Automated Traffic Surveillance and Control (ATSAC) system, which makes it possible for City staff to remotely control traffic signals from a single location. This program also provides the following services: 1. Signal repair and maintenance of existing traffic signals; 2. New signal construction; 3. ATSAC and Signal Operation Services; and 4. Installation of traffic signal loops.

**Percent of Signal Calls Responded to Within One Hour**



Program Changes	Direct Cost	Positions	Total Cost
<b>Changes in Salaries, Expense, Equipment, and Special</b>			
<b>Apportionment of Changes Applicable to Various Programs</b>	(6,551,674)	(2)	(9,689,685)
Related costs consist of employee benefits.			
SG: (\$6,551,674)			
Related Costs: (\$3,138,011)			
<b>Continuation of Services</b>			
<b>54. Vision Zero Traffic Signal Construction Program</b>	729,929	-	1,079,226
Continue funding and resolution authority for nine positions consisting of two Assistant Signal Systems Electricians, two Cement Finishers, two Electrical Craft Helpers, two Signal Systems Electricians, and one Signal Systems Supervisor I to support the traffic signal construction workload for new traffic signals Citywide. Funding is provided by the Measure M Local Return Fund. Related costs consist of employee benefits.			
SG: \$729,929			
Related Costs: \$349,297			

### Traffic Signals and Systems

Program Changes	Direct Cost	Positions	Total Cost
<b>Changes in Salaries, Expense, Equipment, and Special</b>			
<b>Continuation of Services</b>			
<b>55. Traffic Signals Support</b> Continue funding and resolution authority for 74 positions consisting of one Cement Finisher, two Electrical Craft Helpers, three Assistant Signal Systems Electricians, 21 Signal Systems Electricians, two Signal System Supervisor Is, one Graphic Designer II, three Transportation Engineers, seven Civil Engineering Drafting Technicians, 20 Transportation Engineering Associate IIs, 11 Transportation Engineering Associate IIIs, two Transportation Engineering Associate IVs, and one Senior Transportation Engineer. These positions support the ongoing workload for design, construction, maintenance, and operations of all traffic signals to ensure the traffic network and the City's Automated Traffic Surveillance and Control (ATSAC) infrastructure is working effectively. Activities include responding to agency or service repair calls, re-timing traffic signals, and installing new traffic and pedestrian signals. Seven of these positions support the Los Angeles Metropolitan Transportation Authority (Metro) Annual Work Program and will be fully reimbursed by Metro. Funding is provided by the Proposition C Anti-Gridlock Transit Fund (\$7,241,680) and the Proposition A Local Transit Assistance Fund (\$173,776). Partial reimbursement for 40 positions is provided by various grantors as part of the Transportation Grant Fund Work Program. Related costs consist of employee benefits. SG: \$7,415,456 Related Costs: \$3,148,136	7,415,456	-	10,563,592
<b>56. Pavement Preservation - Traffic Loop Crews</b> Continue funding and resolution authority for 10 positions consisting of two Signal Systems Electricians, four Assistant Signal Systems Electricians, two Electrical Craft Helpers, and two Transportation Aide Is to support the Pavement Preservation Program. These positions provide two Traffic Loop Replacement Crews and support design planning. Related costs consist of employee benefits. SG: \$722,836 Related Costs: \$360,626	722,836	-	1,083,462
<b>57. DWP Water Trunk Line Program - Traffic Signals</b> Continue funding and resolution authority for six positions consisting of one Signal Systems Electrician, one Transportation Engineer, and four Transportation Engineering Associate IIs. These positions support the Department of Water and Power (DWP) water trunk line construction program. All costs for this program are fully reimbursed by DWP. Related costs consist of employee benefits. SG: \$591,723 Related Costs: \$265,615	591,723	-	857,338

**Traffic Signals and Systems**

Program Changes	Direct Cost	Positions	Total Cost
<b>Changes in Salaries, Expense, Equipment, and Special</b>			
<b>Continuation of Services</b>			
<b>58. Metro/TPS Inspectors for Ongoing Projects</b> Continue funding and resolution authority for two Signal Systems Electricians to act as inspectors on Los Angeles Metropolitan Transportation Authority (Metro) and Transit Priority Systems (TPS) projects. Funding is provided by the Proposition A Local Transit Assistance Fund and will be fully reimbursed by Metro. Related costs consist of employee benefits. <i>SG: \$173,776</i> <i>Related Costs: \$81,227</i>	173,776	-	255,003
<b>59. B-Permit Plan Review</b> Continue funding and resolution authority for five positions consisting of one Transportation Engineer and four Transportation Engineering Associate IIIs to review B-Permit plans. These positions are fully reimbursed by permit fees. Related costs consist of employee benefits. <i>SG: \$571,168</i> <i>Related Costs: \$245,671</i>	571,168	-	816,839
<b>60. Sidewalk Repair Support</b> Continue funding and resolution authority for four positions consisting of one Signal Systems Supervisor I, one Signal Systems Electrician, one Assistant Signal Systems Electrician, and one Electrical Craft Helper to provide dedicated field support for sidewalk repairs. These positions will support both the City's Sidewalk Repair Program and the Bureau of Street Services' grant-funded sidewalk capital projects, which require traffic signal crews to make repairs, to relocate, or construct traffic signal equipment and cabling as part of repairing the sidewalk. Funding is provided by the Sidewalk Repair Fund (\$168,782) and the Proposition C Anti-Gridlock Transit Fund (\$168,782). Grant funded work will be fully reimbursed by grantors. Related costs consist of employee benefits. <i>SG: \$337,564</i> <i>Related Costs: \$159,342</i>	337,564	-	496,906
<b>TOTAL Traffic Signals and Systems</b>	<b>3,990,778</b>	<b>(2)</b>	
2018-19 Program Budget	23,020,089	124	
Changes in Salaries, Expense, Equipment, and Special	3,990,778	(2)	
<b>2019-20 PROGRAM BUDGET</b>	<b>27,010,867</b>	<b>122</b>	

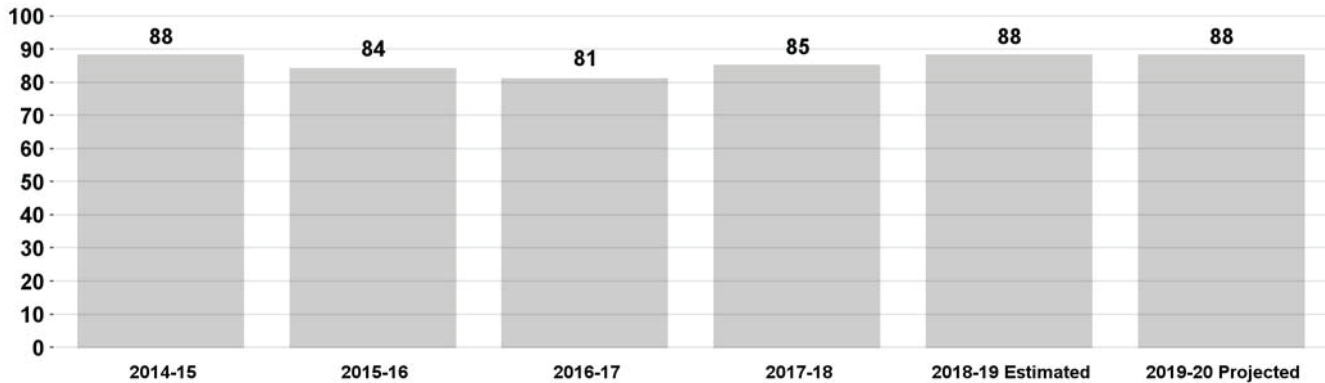


**Public Transit Services**

Priority Outcome: Create a more livable and sustainable city

This program provides several public transit services, including Commuter Express; Community DASH; specialized transit for the elderly and mobility-impaired residents; and charter bus services. Commuter Express provides weekday peak-hour commuter services to and from suburban areas. Community DASH is a local, community-based shuttle bus that operates in several communities.

**Percent of LADOT Transit On-Time Arrivals**



Program Changes	Direct Cost	Positions	Total Cost
<b>Changes in Salaries, Expense, Equipment, and Special</b>			
<b>Apportionment of Changes Applicable to Various Programs</b>	77,354	(1)	74,804
Related costs consist of employee benefits.			
<i>SG: \$77,354</i>			
<i>Related Costs: (\$2,550)</i>			
<b>Continuation of Services</b>			
<b>61. Expansion of Transit Services</b>	72,460	-	108,578
Continue funding and resolution authority for one Transportation Planning Associate II to support the proposed expansion and implementation of DASH and Commuter Express lines as part of a multi-year plan to improve regional connectivity and efficiency. Funding is provided by the Proposition A Local Transit Assistance Fund. Related costs consist of employee benefits.			
<i>SG: \$72,460</i>			
<i>Related Costs: \$36,118</i>			

**Public Transit Services**

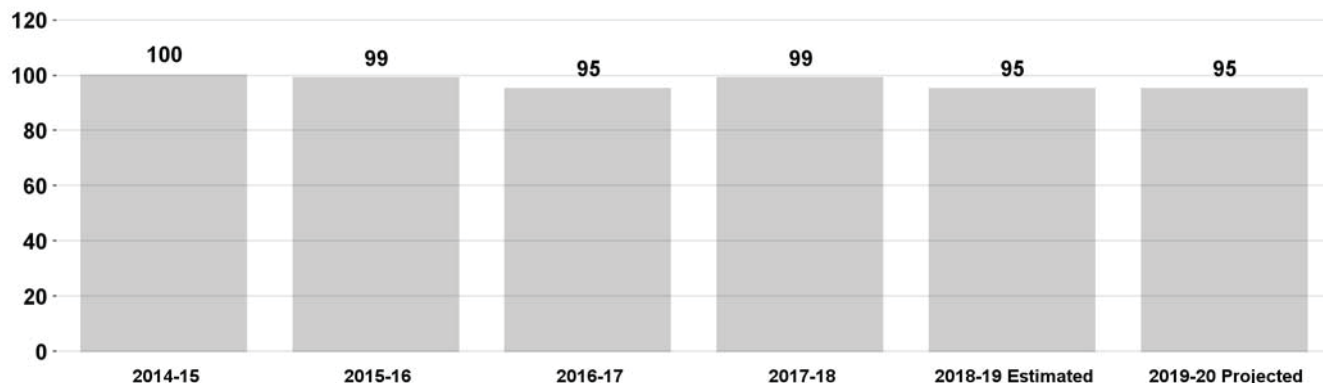
<b>Program Changes</b>	<b>Direct Cost</b>	<b>Positions</b>	<b>Total Cost</b>
<b>Changes in Salaries, Expense, Equipment, and Special</b>			
<b>Increased Services</b>			
<b>62. Transit Services - Additional Support</b>	242,375	-	372,055
<p>Add nine-months funding and resolution authority for four positions consisting of two Transportation Planning Associate Is, subject to pay grade determination by the Office of the City Administrative Officer, Employee Relations Division, and two Equipment Specialist Is to provide program support, project management, and maintenance support for the additional vehicles needed to implement Phase One of the Transit Service Analysis expansion. Funding is provided by the Proposition A Local Transit Assistance Fund. Related costs consist of employee benefits.</p> <p><i>SG: \$242,375</i></p> <p><i>Related Costs: \$129,680</i></p>			
<b>TOTAL Public Transit Services</b>	<b>392,189</b>	<b>(1)</b>	
2018-19 Program Budget	4,830,264	43	
Changes in Salaries, Expense, Equipment, and Special	392,189	(1)	
<b>2019-20 PROGRAM BUDGET</b>	<b>5,222,453</b>	<b>42</b>	

**Major Project Coordination**

Priority Outcome: Create a more livable and sustainable city

This program is responsible for the implementation of large public, joint-agency transportation projects. Program staff provides coordination, design review, and other services to assist in significant construction projects. Program staff also implements temporary traffic management measures to minimize the impact of major construction projects on transit, pedestrians, cyclists, and motorists.

**Percent of Metro Plans Reviewed within 20 Business Days**



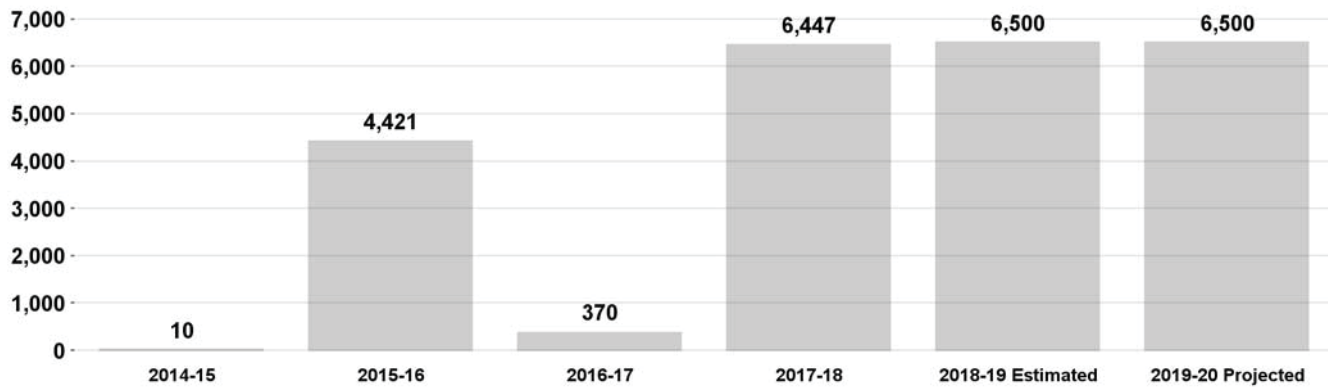
Program Changes	Direct Cost	Positions	Total Cost
<b>Changes in Salaries, Expense, Equipment, and Special</b>			
<b>Apportionment of Changes Applicable to Various Programs</b>	1,228,473	-	1,757,857
Related costs consist of employee benefits.			
SG: \$1,228,473			
Related Costs: \$529,384			
<b>Continuation of Services</b>			
63. <b>DWP Water Trunk Line Program - Construction</b>	95,662	-	139,009
Continue funding and resolution authority for one Transportation Engineering Associate II. This position supports the construction workload associated with the Department of Water and Power (DWP) water trunk line construction program. All costs for this program will be fully reimbursed by DWP. Related costs consist of employee benefits.			
SG: \$95,662			
Related Costs: \$43,347			
<b>TOTAL Major Project Coordination</b>	<b>1,324,135</b>	<b>-</b>	
2018-19 Program Budget	3,855,600	13	
Changes in Salaries, Expense, Equipment, and Special	1,324,135	-	
<b>2019-20 PROGRAM BUDGET</b>	<b>5,179,735</b>	<b>13</b>	

**Emergency Management and Special Events**

Priority Outcome: Create a more livable and sustainable city

This program plans, coordinates, and implements traffic management plans for Special Events and Emergency Response citywide.

**Number of Special Events Requiring Traffic Engineering**



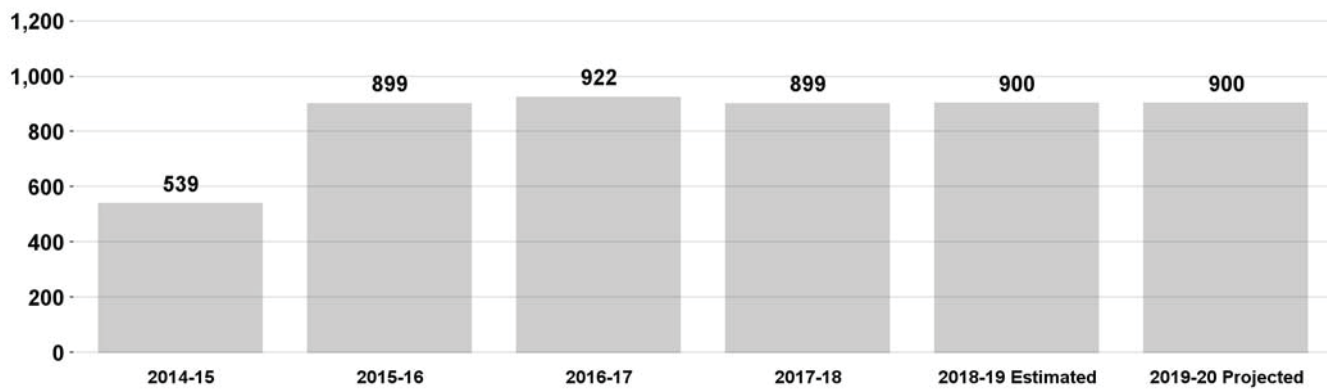
Program Changes	Direct Cost	Positions	Total Cost
<b>Changes in Salaries, Expense, Equipment, and Special</b>			
<b>Apportionment of Changes Applicable to Various Programs</b>	58,035	-	75,940
Related costs consist of employee benefits.			
SG: \$58,035			
Related Costs: \$17,905			
<b>TOTAL Emergency Management and Special Events</b>	<b>58,035</b>	<b>-</b>	
2018-19 Program Budget	2,835,453	9	
Changes in Salaries, Expense, Equipment, and Special	58,035	-	
<b>2019-20 PROGRAM BUDGET</b>	<b>2,893,488</b>	<b>9</b>	

**Active Transportation**

Priority Outcome: Create a more livable and sustainable city

This program focuses on bicycle and pedestrian projects and programs. The Bicycle Initiative Implementation subprogram includes the planning, public outreach, coordination, design, installation, and maintenance of new bike lanes, bikeways, bike paths, bicycle-friendly streets, and sharrows (shared lane bicycle markings). The Pedestrian Plan Implementation subprogram consists of the planning, public outreach, coordination, design, installation, and maintenance of projects that facilitate pedestrian movement and safety.

**Number of Miles of Bike Lanes and Paths in the City**



Program Changes	Direct Cost	Positions	Total Cost
<b>Changes in Salaries, Expense, Equipment, and Special</b>			
<b>Apportionment of Changes Applicable to Various Programs</b>	(3,158,766)	-	(4,541,286)
Related costs consist of employee benefits.			
SG: (\$3,158,766)			
Related Costs: (\$1,382,520)			
<b>Continuation of Services</b>			
<b>64. Vision Zero Program Staffing</b>	727,981	-	1,049,593
Continue funding and resolution authority for seven positions consisting of one Principal Project Coordinator, one Supervising Transportation Planner I, two Transportation Planning Associate IIs, one Transportation Engineer, one Transportation Engineering Associate II, and one Geographic Information Systems Specialist to support the Vision Zero planning and implementation. Funding is provided by the Measure R Local Return Fund. See related Department of General Services, Police Department, and Bureaus of Contract Administration, Engineering, Street Lighting, and Street Services items. Related costs consist of employee benefits.			
SG: \$727,981			
Related Costs: \$321,612			

**Active Transportation**

Program Changes	Direct Cost	Positions	Total Cost
<b>Changes in Salaries, Expense, Equipment, and Special</b>			
<b>Continuation of Services</b>			
<p><b>65. Enhanced Vision Zero Program Staffing</b>            Continue funding and resolution authority for six positions consisting of one Principal Transportation Engineer, one Senior Transportation Engineer, one Supervising Transportation Planner II, two Transportation Planning Associate IIs, and one Management Analyst, and add funding and resolution authority for one Transportation Planning Associate I to support the program management and planning efforts for Vision Zero. One Planning Assistant is not continued. Funding is provided by the Measure M Local Return Fund. Related costs consist of employee benefits.            SG: \$816,008            Related Costs: \$349,041</p>	816,008	-	1,165,049
<p><b>66. Active Transportation</b>            Continue funding and resolution authority for 11 positions consisting of one Project Assistant, five Transportation Planning Associate IIs, one Transportation Engineering Associate II, three Transportation Engineering Associate IIIs, and one Senior Transportation Engineer, and add funding and resolution authority for one Transportation Planning Associate I. These positions support the Active Transportation Program, which includes transportation initiatives such as the Pedestrian Program, the Bicycle Program, the People Street Program, and other mobility initiatives that promote safe streets, increase quality of life, and improve access to neighborhoods and businesses. One Planning Assistant is not continued. Funding is provided by the Measure R Local Return Fund. Related costs consist of employee benefits.            SG: \$1,157,911            Related Costs: \$523,273</p>	1,157,911	-	1,681,184
<p><b>67. Bikepath Maintenance Program Staffing</b>            Continue funding and resolution authority for one Management Analyst to provide contract oversight and administrative support for the Bikepath Maintenance Program. Funding is provided by the Proposition C Anti-Gridlock Transit Fund. Related costs consist of employee benefits.            SG: \$95,712            Related Costs: \$43,363</p>	95,712	-	139,075

**Active Transportation**

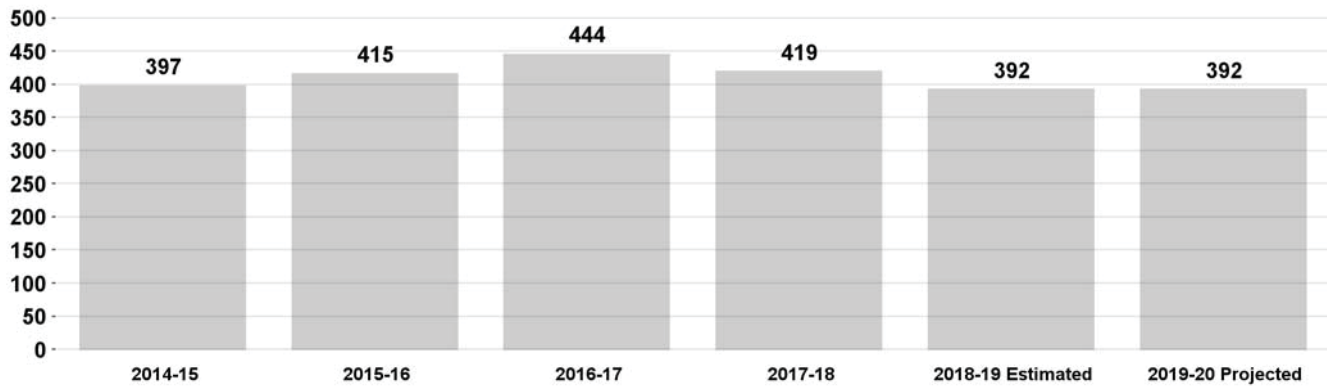
Program Changes	Direct Cost	Positions	Total Cost
<b>Changes in Salaries, Expense, Equipment, and Special</b>			
<b>Continuation of Services</b>			
<b>68. Great Streets Initiative</b> Continue funding and resolution authority for three positions consisting of two Transportation Engineering Associate IIIs and one Transportation Planning Associate II, and add funding and resolution authority for one Transportation Planning Associate I. These positions provide project management and coordination for the Great Streets Initiative including the design and installation of new streetscape improvements and conducting community outreach. One Project Coordinator is not continued. Funding is provided by the Measure R Local Return Fund. See related Department of City Planning, Bureau of Street Services, and Bureau of Engineering items. Related costs consist of employee benefits. <i>SG: \$374,490</i> <i>Related Costs: \$170,847</i>	374,490	-	545,337
<b>69. Great Streets Oversight</b> Continue funding and resolution authority for one Supervising Transportation Planner I to provide oversight, program management, and coordination of the Great Streets Program and the related street improvements. Funding will be provided by the Measure M Local Return Fund. Related costs consist of employee benefits. <i>SG: \$123,733</i> <i>Related Costs: \$52,094</i>	123,733	-	175,827
<b>Increased Services</b>			
<b>70. Safe Routes for Seniors</b> Add nine-months funding and resolution authority for one Transportation Planning Associate I to assist with the coordination of the Safe Routes for Seniors program. Funding is provided by the Measure R Local Return Fund. Related costs consist of employee benefits. <i>SG: \$54,345</i> <i>Related Costs: \$30,473</i>	54,345	-	84,818
<b>TOTAL Active Transportation</b>	<b>191,414</b>	<b>-</b>	
2018-19 Program Budget	5,308,765	21	
Changes in Salaries, Expense, Equipment, and Special	191,414	-	
<b>2019-20 PROGRAM BUDGET</b>	<b>5,500,179</b>	<b>21</b>	

**Crossing Guard Services**

Priority Outcome: Create a more livable and sustainable city

This program provides crossing guard services to elementary schools throughout the LAUSD to ensure the safe crossing of children to and from their local schools. The program consists of crossing guards, supervisors, and support staff.

**Number of Guards Assigned**



Program Changes	Direct Cost	Positions	Total Cost
<b>Changes in Salaries, Expense, Equipment, and Special</b>			
<b>Apportionment of Changes Applicable to Various Programs</b>	47,878	-	62,680
Related costs consist of employee benefits.			
<i>SG: \$47,878</i>			
<i>Related Costs: \$14,802</i>			
<b>Other Changes or Adjustments</b>			
<b>71. Other Adjustments</b>	1,682,388	-	1,682,388
Add funding in the Salaries As-Needed account on a one-time basis to continue the same level of crossing guard services.			
<i>SAN: \$1,682,388</i>			
<b>TOTAL Crossing Guard Services</b>	<b>1,730,266</b>	<b>-</b>	
2018-19 Program Budget	5,890,461	5	
Changes in Salaries, Expense, Equipment, and Special	1,730,266	-	
<b>2019-20 PROGRAM BUDGET</b>	<b>7,620,727</b>	<b>5</b>	



**Technology Support**

This program provides direct support to all the Department's operational programs. This program provides services, and maintains technology that includes automated information systems, desktop computers, servers, and data communications.

Program Changes	Direct Cost	Positions	Total Cost
<b>Changes in Salaries, Expense, Equipment, and Special</b>			
<b>Apportionment of Changes Applicable to Various Programs</b>	200,573	1	276,481
Related costs consist of employee benefits.			
<i>SG: \$200,573</i>			
<i>Related Costs: \$75,908</i>			
<b>TOTAL Technology Support</b>	<b>200,573</b>	<b>1</b>	
2018-19 Program Budget	2,336,971	21	
Changes in Salaries, Expense, Equipment, and Special	200,573	1	
<b>2019-20 PROGRAM BUDGET</b>	<b>2,537,544</b>	<b>22</b>	

**General Administration and Support**

This program provides Department-wide administrative services, including executive management, budget development, payroll, and accounts payable.

Program Changes	Direct Cost	Positions	Total Cost
<b>Changes in Salaries, Expense, Equipment, and Special</b>			
<b>Apportionment of Changes Applicable to Various Programs</b>	520,173	3	701,346
Related costs consist of employee benefits.			
SG: \$520,173			
Related Costs: \$181,173			
<b>Continuation of Services</b>			
<b>72. Community Affairs Advocate</b>	131,096	-	185,485
Continue funding and resolution authority for one Community Affairs Advocate to provide outreach and engagement with elected officials, stakeholders, and the community. Related costs consist of employee benefits.			
SG: \$131,096			
Related Costs: \$54,389			
<b>73. Accounting Support</b>	91,317	1	133,310
Continue funding and add regular authority for one Senior Accountant II to provide support and oversight of accounting staff assigned to Measure R. Funding is provided by the Measure R Local Return Fund. Related costs consist of employee benefits.			
SG: \$91,317			
Related Costs: \$41,993			
<b>74. Measure M Accounting Support</b>	75,437	1	112,482
Continue funding and add regular authority for one Senior Accountant I to support the administration of the Measure M Local Return Fund. Funding is provided by the Measure M Local Return Fund. Related costs consist of employee benefits.			
SG: \$75,437			
Related Costs: \$37,045			
<b>75. Assistant General Manager - External Affairs</b>	197,124	-	272,087
Continue funding and resolution authority for one Assistant General Manager Transportation for external affairs. Related costs consist of employee benefits.			
SG: \$197,124			
Related Costs: \$74,963			
<b>TOTAL General Administration and Support</b>	<b>1,015,147</b>	<b>5</b>	
2018-19 Program Budget	6,359,272	58	
Changes in Salaries, Expense, Equipment, and Special	1,015,147	5	
<b>2019-20 PROGRAM BUDGET</b>	<b>7,374,419</b>	<b>63</b>	

**TRANSPORTATION  
DETAIL OF CONTRACTUAL SERVICES ACCOUNT**

2017-18 Actual Expenditures	2018-19 Adopted Budget	2018-19 Estimated Expenditures	Program/Code/Description	2019-20 Contract Amount
<b>Sustainable Transportation - AK9401</b>				
\$ 93,518	\$ 81,651	\$ 82,000	1. State of California - fingerprinting services.....	\$ 81,651
<u>\$ 93,518</u>	<u>\$ 81,651</u>	<u>\$ 82,000</u>	<b>Sustainable Transportation Total</b>	<u>\$ 81,651</u>
<b>Transit Planning and Land Use - CA9402</b>				
\$ -	\$ 10,000	\$ 10,000	2. Traffic counts for Congestion Management Plan.....	\$ 10,000
-	225,000	55,000	3. Mobility and accessibility evaluation software.....	-
-	125,000	40,000	4. Case Logging and Tracking System (CLATS) software upgrades.....	-
9,000	6,500	7,000	5. Photocopies/Engineering plotter rental.....	6,500
<u>\$ 9,000</u>	<u>\$ 366,500</u>	<u>\$ 112,000</u>	<b>Transit Planning and Land Use Total</b>	<u>\$ 16,500</u>
<b>Transportation Infrastructure and Project Delivery - CA9403</b>				
\$ 18,100	\$ 13,000	\$ 13,000	6. Photocopies/Engineering plotter rental.....	\$ 13,000
58,938	-	-	7. Consultant or transportation study.....	-
<u>\$ 77,038</u>	<u>\$ 13,000</u>	<u>\$ 13,000</u>	<b>Transportation Infrastructure and Project Delivery Total</b>	<u>\$ 13,000</u>
<b>Parking Enforcement Services - CC9405</b>				
\$ 8,089	\$ 12,500	\$ 12,000	8. Bicycle maintenance.....	\$ 12,500
49,000	35,000	41,000	9. Photocopiers.....	35,000
34,266	115,493	108,000	10. Vehicle maintenance.....	115,493
61,706	22,000	22,000	11. Software and maintenance.....	22,000
18,667	14,500	18,000	12. Landscape maintenance.....	14,500
7,375	3,200	3,000	13. Maintenance - Western Parking Enforcement parking structure.....	3,200
20,490	60,000	55,000	14. Maintenance - office.....	60,000
-	-	-	15. Handheld citation devices.....	1,650,000
4,000	-	4,000	16. Uniform services.....	-
<u>\$ 203,593</u>	<u>\$ 262,693</u>	<u>\$ 263,000</u>	<b>Parking Enforcement Services Total</b>	<u>\$ 1,912,693</u>
<b>Parking Citation Processing Services - CC9406</b>				
\$ 9,123,455	\$ 9,376,531	\$ 9,340,000	17. Processing of parking citations.....	\$ 9,271,031
16,900	-	101,000	18. Paylock, Booting, and License Plate Recognition Services.....	101,500
3,000	3,000	3,000	19. Vehicle maintenance.....	3,000
14,000	10,000	10,000	20. Photocopiers.....	14,000
117,636	120,000	120,000	21. Merchant fees-parking citation credit card service charges.....	120,000
7,000	7,000	7,000	22. Software and maintenance.....	7,000
128,817	150,000	120,000	23. Security for adjudication offices.....	150,000
<u>\$ 9,410,808</u>	<u>\$ 9,666,531</u>	<u>\$ 9,701,000</u>	<b>Parking Citation Processing Services Total</b>	<u>\$ 9,666,531</u>
<b>Streets and Sign Management - CC9407</b>				
\$ 3,070,788	\$ 5,936,972	\$ 5,871,000	24. Contractor services - street resurfacing/slurry seal.....	\$ 5,936,972
1,134	2,500	3,000	25. Uniform services.....	2,500
9,030	-	9,000	26. Equipment Rental.....	-
-	1,000	1,000	27. Service - parts washer.....	1,000
-	7,000	7,000	28. Vehicle maintenance.....	7,000
2,689	-	-	29. Facilities.....	-
23,000	16,500	23,000	30. Photocopies/Engineering plotter rental.....	16,500
9,880	10,000	10,000	31. Hazardous waste disposal.....	10,000
<u>\$ 3,116,521</u>	<u>\$ 5,973,972</u>	<u>\$ 5,924,000</u>	<b>Streets and Sign Management Total</b>	<u>\$ 5,973,972</u>

**TRANSPORTATION  
DETAIL OF CONTRACTUAL SERVICES ACCOUNT**

2017-18 Actual Expenditures	2018-19 Adopted Budget	2018-19 Estimated Expenditures	Program/Code/Description	2019-20 Contract Amount
<b>District Offices - CC9408</b>				
\$ 7,000	\$ -	\$ -	32. Traffic surveys - High Injury Network.....	\$ -
-	-	-	33. Traffic software updates, integration, and support.....	130,000
<u>35,000</u>	<u>25,000</u>	<u>25,000</u>	34. Photocopies/Engineering plotter rental.....	<u>25,000</u>
<u>\$ 42,000</u>	<u>\$ 25,000</u>	<u>\$ 25,000</u>	<b>District Offices Total</b>	<u>\$ 155,000</u>
<b>Traffic Signals and Systems - CC9409</b>				
\$ 1,457	\$ -	\$ 20,000	35. Traffic signal construction services and supplies.....	\$ -
46,354	46,354	46,000	36. Vehicle maintenance .....	46,354
55,000	40,000	40,000	37. Photocopies/Engineering plotter rental.....	40,000
132,610	325,000	313,000	38. ATSAC General Datacom.....	325,000
42,575	-	50,000	39. Communication services for speed feedback signs.....	-
1,000	1,000	1,000	40. Pager services.....	1,000
6,923	20,000	20,000	41. Waste disposal.....	20,000
1,000	1,000	1,000	42. Railroad communications.....	1,000
16,310	3,000	3,000	43. Miscellaneous service.....	3,000
4,923	-	10,000	44. Equipment Rental.....	-
225,000 *	225,000	225,000	45. Conduit installation.....	225,000
41,129	50,000	50,000	46. Underground Service Alert.....	50,000
300,000 *	300,000	300,000	47. Traffic signal loop detector.....	300,000
<u>126,687</u>	<u>175,000</u>	<u>131,000</u>	48. Traffic signal construction with state, county and bordering cities.....	<u>175,000</u>
<u>\$ 1,000,968</u>	<u>\$ 1,186,354</u>	<u>\$ 1,190,000</u>	<b>Traffic Signals and Systems Total</b>	<u>\$ 1,186,354</u>
<b>Major Project Coordination - CC9413</b>				
<u>\$ 9,000</u>	<u>\$ 6,500</u>	<u>\$ 7,000</u>	49. Engineering plotters.....	<u>\$ 6,500</u>
<u>\$ 9,000</u>	<u>\$ 6,500</u>	<u>\$ 7,000</u>	<b>Major Project Coordination Total</b>	<u>\$ 6,500</u>
<b>Emergency Management and Special Events - CC9414</b>				
<u>\$ 12,500</u>	<u>\$ 9,000</u>	<u>\$ 9,000</u>	50. Photocopier.....	<u>\$ 9,000</u>
<u>\$ 12,500</u>	<u>\$ 9,000</u>	<u>\$ 9,000</u>	<b>Emergency Management and Special Events Total</b>	<u>\$ 9,000</u>
<b>Active Transportation - CC9416</b>				
\$ 18,000	\$ 13,000	\$ 13,000	51. Photocopies/Engineering plotter rental.....	\$ 13,000
-	-	184,000	52. Vehicle maintenance .....	-
<u>-</u>	<u>-</u>	<u>193,000</u>	53. Vision Zero - campaign messaging.....	<u>-</u>
<u>\$ 18,000</u>	<u>\$ 13,000</u>	<u>\$ 390,000</u>	<b>Active Transportation Total</b>	<u>\$ 13,000</u>
<b>Technology Support - CC9449</b>				
\$ 44,842	\$ 37,577	\$ 37,000	54. Software maintenance and support.....	\$ 37,577
2,500	1,800	3,000	55. Photocopier.....	1,800
<u>1,300</u>	<u>1,300</u>	<u>1,000</u>	56. Off-Site data storage.....	<u>1,300</u>
<u>\$ 48,642</u>	<u>\$ 40,677</u>	<u>\$ 41,000</u>	<b>Technology Support Total</b>	<u>\$ 40,677</u>

**TRANSPORTATION  
DETAIL OF CONTRACTUAL SERVICES ACCOUNT**

2017-18 Actual Expenditures	2018-19 Adopted Budget	2018-19 Estimated Expenditures	Program/Code/Description	2019-20 Contract Amount
<b>General Administration and Support - CC9450</b>				
\$ 4,820	\$ 5,000	\$ 5,000	57. Vehicle maintenance.....	\$ 5,000
525,280	39,600	43,000	58. Facilities.....	39,600
16,199	12,000	12,000	59. Public information services.....	12,000
336,355	-	-	60. Strategic plan development and related services.....	-
923	800	-	61. Courier services.....	800
5,800	4,000	4,000	62. Photocopier rental.....	4,000
650	1,100	1,000	63. Records storage.....	1,100
10,058	10,000	10,000	64. Cable television services.....	10,000
28,702	30,000	30,000	65. Ice machine and washer service.....	30,000
298,250	-	-	66. Employee development services.....	-
6,396	6,500	7,000	67. E-Fax Services.....	6,500
170,106	117,147	118,000	68. Mobile communication charges.....	117,147
<u>\$ 1,403,539</u>	<u>\$ 226,147</u>	<u>\$ 230,000</u>	<b>General Administration and Support Total</b>	<u>\$ 226,147</u>
<u>\$ 15,445,127</u>	<u>\$ 17,871,025</u>	<u>\$ 17,987,000</u>	<b>TOTAL CONTRACTUAL SERVICES ACCOUNT</b>	<u>\$ 19,301,025</u>

## Transportation

Position Counts						
2018-19	Change	2019-20	Code	Title	2019-20 Salary Range and Annual Salary	
<u>GENERAL</u>						
<u>Regular Positions</u>						
1	1	2	1117-2	Executive Administrative Assistant II	2827	(59,027 - 88,698)
1	-	1	1117-3	Executive Administrative Assistant III	3031	(63,287 - 95,066)
1	-	1	1170-2	Payroll Supervisor II	3248	(67,818 - 99,159)
2	-	2	1201	Principal Clerk	2650	(55,332 - 80,930)
12	-	12	1223	Accounting Clerk	2284	(47,689 - 71,618)
39	-	39	1358	Administrative Clerk	1752	(36,581 - 54,935)
29	-	29	1368	Senior Administrative Clerk	2162	(45,142 - 67,818)
1	-	1	1431-3	Programmer/Analyst III	3534	(73,789 - 110,851)
1	-	1	1431-4	Programmer/Analyst IV	3822	(79,803 - 119,913)
34	-	34	1461-3	Communications Information Representative III	2326	(48,566 - 72,996)
6	-	6	1467-2	Senior Communications Operator II	2667	(55,686 - 81,432)
9	-	9	1513	Accountant	2635	(55,018 - 80,471)
1	-	1	1517-2	Auditor II	3168	(66,147 - 96,757)
1	-	1	1518	Senior Auditor	3562	(74,374 - 108,763)
-	1	1	1523-1	Senior Accountant I	3061	(63,913 - 93,438)
7	1	8	1523-2	Senior Accountant II	3315	(69,217 - 101,205)
2	-	2	1525-2	Principal Accountant II	4020	(83,937 - 122,732)
1	-	1	1530-2	Risk Manager II	4772	(99,639 - 149,688)
1	(1)	-	1538	Senior Project Coordinator	3738	(78,049 - 114,088)
4	-	4	1539	Management Assistant	2390	(49,903 - 72,996)
1	-	1	1555-1	Fiscal Systems Specialist I	4209	(87,883 - 128,516)
2	-	2	1555-2	Fiscal Systems Specialist II	4917	(102,666 - 150,127)
1	-	1	1593-4	Departmental Chief Accountant IV	5736	(119,767 - 179,943)
6	1	7	1596	Systems Analyst	3360	(70,156 - 102,562)
3	-	3	1597-1	Senior Systems Analyst I	3974	(82,977 - 121,333)
3	-	3	1597-2	Senior Systems Analyst II	4917	(102,666 - 150,127)
1	(1)	-	1625-3	Internal Auditor III	3969	(82,872 - 121,145)
2	-	2	1670-2	Graphics Designer II	2769	(57,816 - 84,543)
1	-	1	1702-1	Emergency Management Coordinator I	3965	(82,789 - 121,020)
1	-	1	1727	Safety Engineer	4170	(87,069 - 127,305)
1	-	1	1785-2	Public Relations Specialist II	2727	(56,939 - 83,248)
1	-	1	1800-2	Public Information Director II	4752	(99,221 - 149,062)
1	-	1	1832-1	Warehouse and Toolroom Worker I	1849	(38,607 - 57,983)
2	-	2	1835-2	Storekeeper II	2162	(45,142 - 67,818)
1	-	1	1837	Senior Storekeeper	2461	(51,385 - 77,172)

## Transportation

Position Counts						
2018-19	Change	2019-20	Code	Title	2019-20 Salary Range and Annual Salary	
<u>GENERAL</u>						
<u>Regular Positions</u>						
1	1	2	2480-1	Transportation Planning Associate I	3021	(63,078 - 92,206)
19	-	19	2480-2	Transportation Planning Associate II	3635(6)	(75,898 - 110,998)
7	1	8	2481-1	Supervising Transportation Planner I	4411	(92,101 - 134,676)
4	-	4	2481-2	Supervising Transportation Planner II	5177	(108,095 - 158,082)
27	4	31	3112	Maintenance Laborer	1746	(36,456 - 54,789)
613	-	613	3214-2	Traffic Officer II	2131	(44,495 - 66,857)
69	-	69	3218-1	Senior Traffic Supervisor I	2465	(51,469 - 77,297)
14	-	14	3218-2	Senior Traffic Supervisor II	2765	(57,733 - 86,714)
5	-	5	3218-3	Senior Traffic Supervisor III	3101	(64,748 - 97,321)
1	-	1	3419	Sign Shop Supervisor		(92,722)
36	-	36	3421-1	Traffic Painter and Sign Poster I	2118	(44,223 - 66,461)
14	4	18	3421-2	Traffic Painter and Sign Poster II	2235	(46,666 - 70,156)
7	2	9	3421-3	Traffic Painter and Sign Poster III	2360	(49,276 - 74,061)
1	-	1	3423	Painter		(82,726)
2	-	2	3428	Sign Painter		(82,726)
5	-	5	3430-1	Traffic Marking and Sign Superintendent I	2649	(55,311 - 83,144)
3	-	3	3430-2	Traffic Marking and Sign Superintendent II	3166	(66,106 - 99,305)
1	-	1	3430-3	Traffic Marking and Sign Superintendent III	3636	(75,919 - 114,067)
1	-	1	3718	General Automotive Supervisor		(122,482)
3	-	3	3734-1	Equipment Specialist I	3073	(64,164 - 93,813)
1	-	1	3734-2	Equipment Specialist II	3407	(71,138 - 104,024)
24	-	24	3738	Parking Meter Technician	2205	(46,040 - 69,175)
-	1	1	3746	Equipment Repair Supervisor		(97,614)
5	-	5	3757-1	Parking Meter Technician Supervisor I	2465	(51,469 - 77,297)
1	-	1	3757-2	Parking Meter Technician Supervisor II	2660	(55,540 - 83,436)
2	-	2	3771	Mechanical Helper	1946	(40,632 - 61,053)
2	2	4	3773	Mechanical Repairer		(82,000)
6	-	6	3799	Electrical Craft Helper		(63,680)
10	-	10	3818	Assistant Signal Systems Electrician		(73,466)
62	(1)	61	3819	Signal Systems Electrician		(90,645)
1	-	1	3832	Signal Systems Superintendent	4409	(92,059 - 138,267)
7	-	7	3839-1	Signal Systems Supervisor I		(104,123)
3	-	3	3839-2	Signal Systems Supervisor II		(109,223)
9	-	9	4271	Transportation Investigator	2769	(57,816 - 84,543)

## Transportation

Position Counts						
2018-19	Change	2019-20	Code	Title	2019-20 Salary Range and Annual Salary	
<u>GENERAL</u>						
<u>Regular Positions</u>						
5	-	5	4273	Senior Transportation Investigator	3245	(67,755 - 99,075)
1	-	1	4275	Chief Transportation Investigator	3631	(75,815 - 110,851)
2	-	2	7207	Senior Civil Engineering Drafting Technician	2769	(57,816 - 84,543)
1	-	1	7213	Geographic Information Systems Specialist	3425	(71,514 - 104,587)
9	-	9	7232	Civil Engineering Drafting Technician	2486	(51,907 - 75,898)
26	-	26	7278	Transportation Engineer	4178	(87,236 - 131,063)
56	(1)	55	7280-2	Transportation Engineering Associate II	3453	(72,098 - 108,346)
32	1	33	7280-3	Transportation Engineering Associate III	3845	(80,283 - 120,582)
2	-	2	7280-4	Transportation Engineering Associate IV	4178	(87,236 - 131,063)
11	4	15	7285-1	Transportation Engineering Aide I	2561	(53,473 - 78,174)
3	-	3	7285-2	Transportation Engineering Aide II	2866	(59,842 - 87,508)
1	-	1	8870	Taxicab Administrator	4739	(98,950 - 148,665)
2	-	2	9025-2	Parking Enforcement Manager II	4836	(100,975 - 151,693)
1	-	1	9134	Principal Project Coordinator	4587	(95,776 - 140,021)
6	-	6	9135	Administrative Hearing Examiner	2846	(59,424 - 86,902)
10	3	13	9171-1	Senior Management Analyst I	3969	(82,872 - 121,145)
5	-	5	9171-2	Senior Management Analyst II	4917	(102,666 - 150,127)
1	-	1	9180	Chief of Parking Enforcement Operations	5736	(119,767 - 179,943)
2	-	2	9182	Chief Management Analyst	5736	(119,767 - 179,943)
26	2	28	9184	Management Analyst	3360	(70,156 - 102,562)
1	-	1	9200	Chief of Transit Programs	5736	(119,767 - 179,943)
1	-	1	9256	General Manager Department of Transportation		(249,307)
11	-	11	9262	Senior Transportation Engineer	4915	(102,625 - 154,115)
4	-	4	9263	Assistant General Manager Transportation	6570	(137,181 - 206,043)
6	-	6	9266	Principal Transportation Engineer	5736	(119,767 - 179,943)
1	-	1	9375	Director of Systems	5736	(119,767 - 179,943)
1,372	25	1,397				
<u>Commissioner Positions</u>						
12	-	12	0101-2	Commissioner		\$50/mtg
12	-	12				



## Transportation

Position Counts			Code	Title	2019-20 Salary Range and Annual Salary	
2018-19	Change	2019-20				
<u>AS NEEDED</u>						
<u>To be Employed As Needed in Such Numbers as Required</u>						
			0102	Commission Hearing Examiner	\$900/mtg	
			1113	Community and Administrative Support Worker II	\$15.78/hr	
			1114	Community and Administrative Support Worker III	\$19.66/hr	
			1502	Student Professional Worker	1350(9)	(28,188 - 41,217)
			1542	Project Assistant	2390	(49,903 - 72,996)
			3112	Maintenance Laborer	1746	(36,456 - 54,789)
			3180	Crossing Guard	\$18/hr	
			3214-1	Traffic Officer I	1633(8)	(34,097 - 51,197)
			9135	Administrative Hearing Examiner	2846	(59,424 - 86,902)

HIRING HALL

Hiring Hall to be Employed As Needed in Such Numbers as Required

0862	Electrical Craft Helper - Hiring Hall	\$31.15/hr
------	---------------------------------------	------------

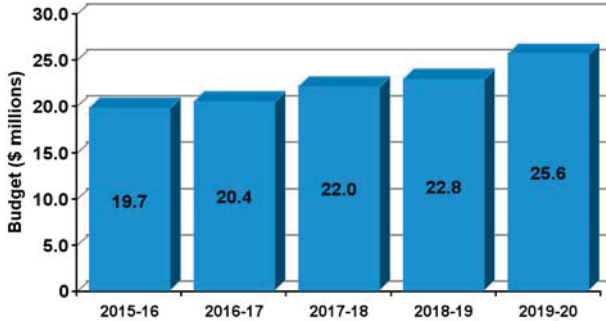
	Regular Positions	Commissioner Positions
<b>Total</b>	1,397	12

# ZOO

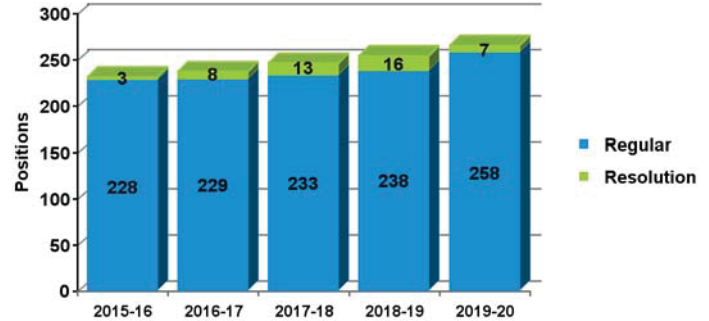
## 2019-20 Proposed Budget

### FIVE YEAR HISTORY OF BUDGET AND POSITION AUTHORITIES

**FIVE YEAR BUDGET HISTORY**



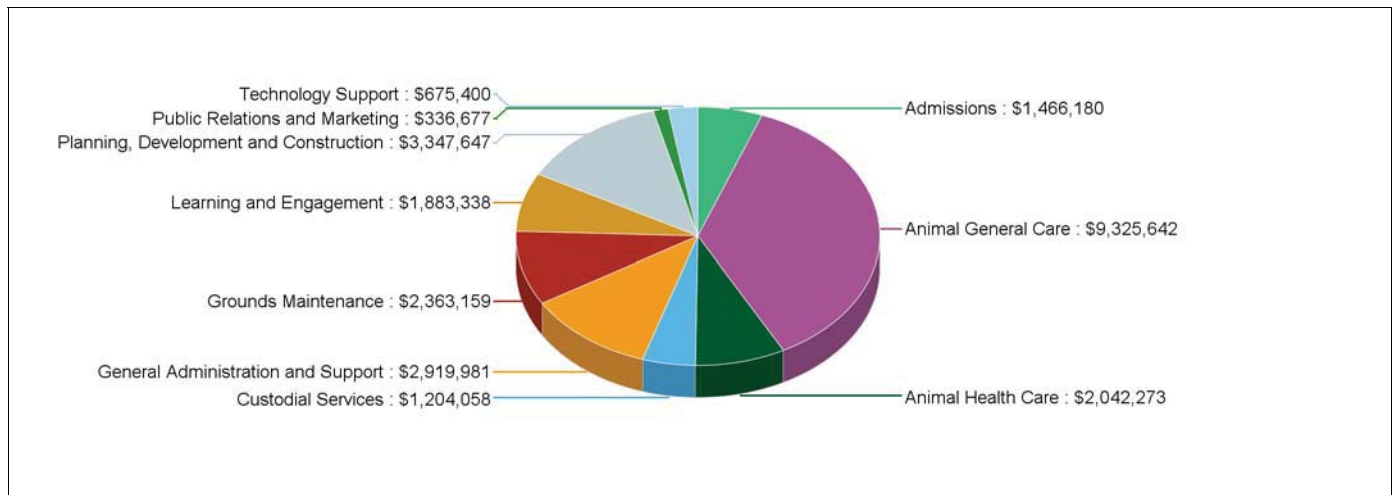
**FIVE YEAR POSITION AUTHORITY HISTORY**



### SUMMARY OF 2019-20 PROPOSED BUDGET CHANGES

	Total Budget			General Fund				Special Fund		
		Regular	Resolution		Regular	Resolution		Regular	Resolution	
<b>2018-19 Adopted</b>	\$22,828,160	238	16	-	-	-	\$22,828,160	100.0%	238	16
<b>2019-20 Proposed</b>	\$25,564,355	258	7	-	-	-	\$25,564,355	100.0%	258	7
<b>Change from Prior Year</b>	<b>\$2,736,195</b>	<b>20</b>	<b>(9)</b>	-	-	-	<b>\$2,736,195</b>		<b>20</b>	<b>(9)</b>

### 2019-20 FUNDING DISTRIBUTION BY PROGRAM



### MAIN BUDGET ITEMS

	Funding	Positions
* Point of Sale System Replacement	\$100,000	-
* Eucalyptus Browse Farm Maintenance	\$57,128	2
* Public Relations Specialist	\$35,930	1
* Community Engagement Program Staffing	\$112,626	-

## Recapitulation of Changes

	Adopted Budget 2018-19	Total Budget Changes	Total Budget 2019-20
<b>EXPENDITURES AND APPROPRIATIONS</b>			
<b>Salaries</b>			
Salaries General	16,754,213	2,018,195	18,772,408
Salaries, As-Needed	2,393,675	38,000	2,431,675
Overtime General	171,164	-	171,164
Hiring Hall Salaries	150,000	-	150,000
Benefits Hiring Hall	60,000	-	60,000
<b>Total Salaries</b>	<b>19,529,052</b>	<b>2,056,195</b>	<b>21,585,247</b>
<b>Expense</b>			
Printing and Binding	73,000	-	73,000
Contractual Services	664,400	126,000	790,400
Field Equipment Expense	20,000	-	20,000
Maintenance Materials, Supplies and Services	812,499	(20,000)	792,499
Uniforms	5,001	-	5,001
Veterinary Supplies & Expense	400,000	-	400,000
Animal Food/Feed and Grain	1,018,148	-	1,018,148
Office and Administrative	176,060	574,000	750,060
Operating Supplies	130,000	-	130,000
<b>Total Expense</b>	<b>3,299,108</b>	<b>680,000</b>	<b>3,979,108</b>
<b>Total Zoo</b>	<b>22,828,160</b>	<b>2,736,195</b>	<b>25,564,355</b>
	Adopted Budget 2018-19	Total Budget Changes	Total Budget 2019-20
<b>SOURCES OF FUNDS</b>			
Zoo Enterprise Trust Fund (Sch. 44)	22,828,160	2,736,195	25,564,355
<b>Total Funds</b>	<b>22,828,160</b>	<b>2,736,195</b>	<b>25,564,355</b>
Percentage Change			11.99%
Positions	238	20	258

**Changes Applicable to Various Programs**

The following changes involve two or more budgetary programs. These changes are explained below and apportioned as single entries in the affected programs. Single-program changes are shown only in the programs involved.

<b>Program Changes</b>	<b>Direct Cost</b>	<b>Positions</b>	<b>Total Cost</b>
<b>Changes in Salaries, Expense, Equipment, and Special</b>			
<b>Obligatory Changes</b>			
<b>1. 2018-19 Employee Compensation Adjustment</b> Related costs consist of employee benefits. <i>SG: \$815,038</i> <i>Related Costs: \$253,966</i>	815,038	-	1,069,004
<b>2. 2019-20 Employee Compensation Adjustment</b> Related costs consist of employee benefits. <i>SG: \$208,998</i> <i>Related Costs: \$65,125</i>	208,998	-	274,123
<b>3. Change in Number of Working Days</b> Increase funding to reflect two additional working days. Related costs consist of employee benefits. <i>SG: \$127,674</i> <i>Related Costs: \$37,867</i>	127,674	-	165,541
<b>4. Salary Step and Turnover Effect</b> Related costs consist of employee benefits. <i>SG: \$77,080</i> <i>Related Costs: \$22,861</i>	77,080	-	99,941

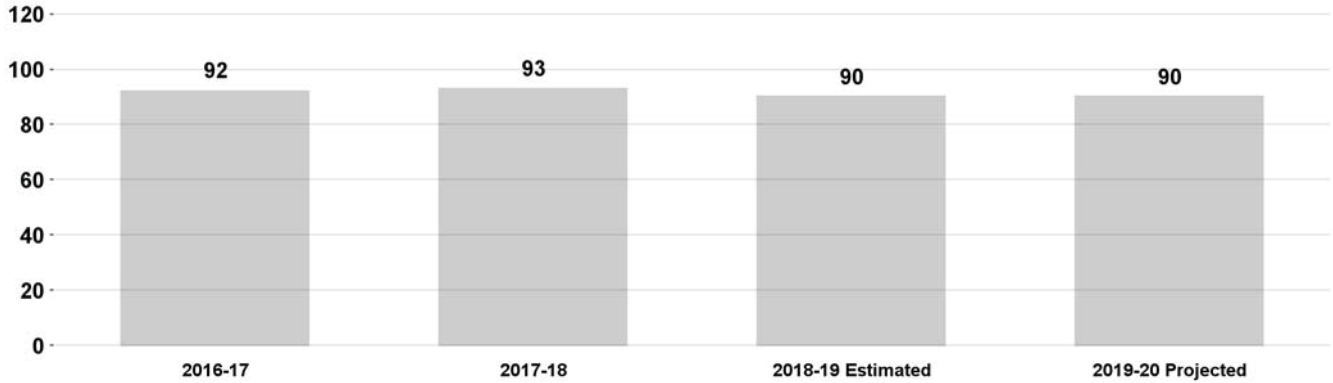
Program Changes	Direct Cost	Positions	Total Cost
<b>Changes in Salaries, Expense, Equipment, and Special</b>			
<b>Deletion of One-Time Services</b>			
<b>5. Deletion of One-Time Expense Funding</b> Delete one-time Salaries, As-Needed, Overtime and expense funding. <i>SAN: (\$558,900) SOT: (\$36,000) EX: (\$61,200)</i>	(656,100)	-	(656,100)
<b>6. Deletion of Funding for Resolution Authorities</b> Delete funding for 16 resolution authority positions. Resolution authorities are reviewed annually and continued only if sufficient funding is available to maintain the current service level. Related costs consist of employee benefits.  13 positions are continued as regular positions: Animal Keeper Staffing (Three Positions) Animal Nutrition Services (One Position) Veterinary Staff Support (One Position) Admissions Staffing (Two Positions) Grounds Maintenance Support (Three Positions) Information Technology Support (Two Positions) Emergency Management Support (One Position)  Three positions are continued: Behavioral Enrichment Program (Two Positions) Zoo Research and Conservation Director (One Position) <i>SG: (\$874,049)</i> <i>Related Costs: (\$498,278)</i>	(874,049)	-	(1,372,327)
<b>Continuation of Services</b>			
<b>7. Flamingo Encounter</b> Continue one-time funding to Salaries, As-Needed (\$124,000), Contractual Services (\$1,000), Maintenance Materials (\$5,500), Animal Food/Feed and Grain (\$13,500), and Office and Administrative (\$2,200) accounts for the Flamingo Encounter visitor experience. The cost of this program is offset by revenue generated by the program. <i>SAN: \$124,000 EX: \$22,200</i>	146,200	-	146,200
<b>8. Special Events Staffing</b> Continue one-time funding to the Overtime General Account for costs associated with special events produced by the Greater Los Angeles Zoo Association. Funding is reimbursed by the Greater Los Angeles Zoo Association. <i>SOT: \$36,000</i>	36,000	-	36,000
<b>TOTAL CHANGES APPLICABLE TO VARIOUS PROGRAMS</b>	<b>(119,159)</b>	<b>-</b>	

**Animal General Care**

Priority Outcome: Create a more livable and sustainable city

This program provides for the daily care of the Zoo's animals by planning, purchasing, preparing, and distributing the animals' daily meals; cleaning and maintaining animal exhibits; daily observation of animals' behavior and recording in daily logs; managing animal records permits; sharing animal behavior information with other zoos; and coordinating behavioral enrichment programs for the animals. In addition, staff participate in the Association of Zoos and Aquariums wildlife conservation programs, conduct research, and use the information to better manage the captive population.

**Percent of Animal Exhibits in Operation**



**Program Changes**

**Direct Cost**

**Positions**

**Total Cost**

**Changes in Salaries, Expense, Equipment, and Special**

**Apportionment of Changes Applicable to Various Programs**

47,931

-

45,815

Related costs consist of employee benefits.

SG: \$254,931 SAN: (\$207,000)

Related Costs: (\$2,116)

**Animal General Care**

<b>Program Changes</b>	<b>Direct Cost</b>	<b>Positions</b>	<b>Total Cost</b>
<b>Changes in Salaries, Expense, Equipment, and Special</b>			
<b>Continuation of Services</b>			
<b>9. Behavioral Enrichment Program</b> Continue funding and resolution authority for two Animal Keepers to coordinate the Behavioral Enrichment program. Funding for one Animal Keeper position is reimbursed by the Greater Los Angeles Zoo Association. Related costs consist of employee benefits. <i>SG: \$124,807</i> <i>Related Costs: \$65,968</i>	124,807	-	190,775
<b>10. Animal Keeper Staffing</b> Continue funding and add regular authority for three Animal Keepers, and add funding for Salaries, As-Needed, to provide additional staffing resources for animal care. Related costs consist of employee benefits. <i>SG: \$183,390 SAN: \$192,000</i> <i>Related Costs: \$97,761</i>	375,390	3	473,151
<b>11. Animal Nutrition Services</b> Continue funding and add regular authority for one Zoo Nutritionist to perform nutritional analysis on the animals' diets and food and make recommendations on diets, efficiency of delivery and preparation, and food product ordering and consumption. Related costs consist of employee benefits. <i>SG: \$62,780</i> <i>Related Costs: \$33,101</i>	62,780	1	95,881
<b>12. Reindeer Care Part-Time Staffing</b> Continue one-time funding in the Salaries, As-Needed Account for as-needed Animal Keepers to care for reindeer during the annual reindeer romp and Zoo lights events. Funding is reimbursed by the Greater Los Angeles Zoo Association. <i>SAN: \$15,000</i>	15,000	-	15,000
<b>13. Zoo Research and Conservation Director</b> Continue funding and resolution authority one Zoo Research and Conservation Director to facilitate the development of a comprehensive animal conservation program. Funding for this position is reimbursed by the Greater Los Angeles Zoo Association. Related costs consist of employee benefits. <i>SG: \$95,004</i> <i>Related Costs: \$43,142</i>	95,004	-	138,146

**Animal General Care**

<b>Program Changes</b>	<b>Direct Cost</b>	<b>Positions</b>	<b>Total Cost</b>
<b>Changes in Salaries, Expense, Equipment, and Special</b>			
<b>Increased Services</b>			
14. <b>Commissary Staffing</b>	42,785	1	69,656
Add nine-months funding and regular authority for one Storekeeper II to manage the warehouse operations for the Zoo's animal commissary. Related costs consist of employee benefits.			
SG: \$42,785			
Related Costs: \$26,871			
<b>TOTAL Animal General Care</b>	<b>763,697</b>	<b>5</b>	
2018-19 Program Budget	8,561,945	103	
Changes in Salaries, Expense, Equipment, and Special	763,697	5	
<b>2019-20 PROGRAM BUDGET</b>	<b>9,325,642</b>	<b>108</b>	

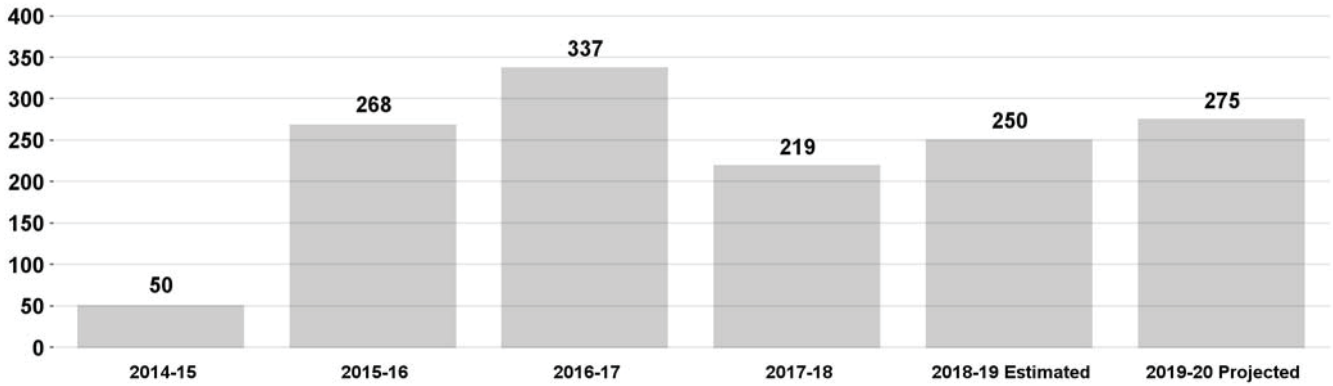


**Animal Health Care**

Priority Outcome: Create a more livable and sustainable city

This program provides veterinary care and health care management for the Zoo's animal collection by performing diagnostic tests, preventative health care, and surgical procedures; maintains animal health records and manages the animal quarantine facility. In addition, staff supports the Association of Zoos and Aquariums wildlife conservation programs by performing the quarantine procedures necessary to conduct animal transactions.

**Number of Animal Preventative Health Exams Conducted**



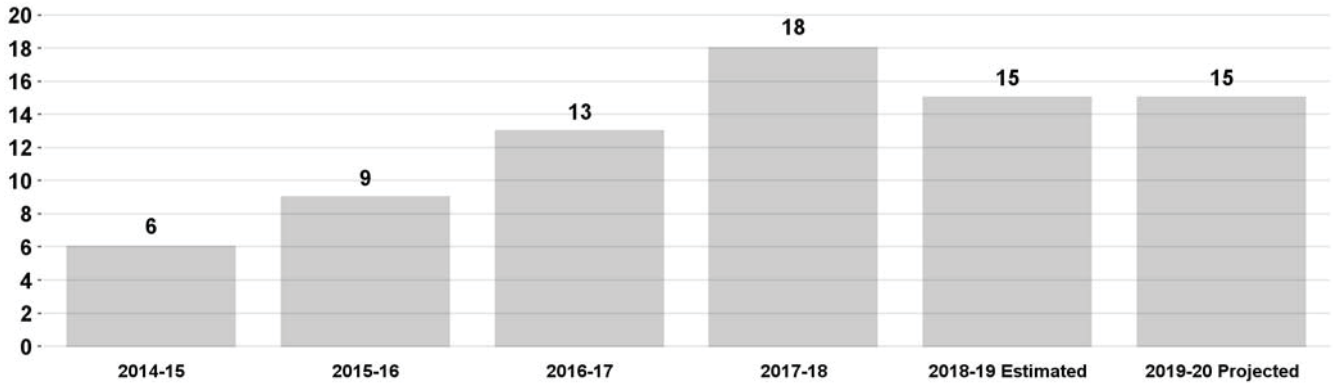
Program Changes	Direct Cost	Positions	Total Cost
<b>Changes in Salaries, Expense, Equipment, and Special</b>			
<b>Apportionment of Changes Applicable to Various Programs</b>	(10,956)	-	(40,938)
Related costs consist of employee benefits.			
SG: (\$10,956)			
Related Costs: (\$29,982)			
<b>Continuation of Services</b>			
<b>15. Veterinary Staff Support</b>	66,297	1	100,494
Continue funding and add regular authority for one Veterinary Technician to provide additional support to perform in-house laboratory diagnostics. Related costs consist of employee benefits.			
SG: \$66,297			
Related Costs: \$34,197			
<b>TOTAL Animal Health Care</b>	<b>55,341</b>	<b>1</b>	
2018-19 Program Budget	1,986,932	17	
Changes in Salaries, Expense, Equipment, and Special	55,341	1	
<b>2019-20 PROGRAM BUDGET</b>	<b>2,042,273</b>	<b>18</b>	

**Admissions**

Priority Outcome: Create a more livable and sustainable city

This program manages general admissions operations and reservations for programs and classes through onsite and online sales; facilitates the preferred parking program as well as guest relations.

**Percent of Ticket Sale Transactions Conducted Online**



Program Changes	Direct Cost	Positions	Total Cost
<b>Changes in Salaries, Expense, Equipment, and Special</b>			
<b>Apportionment of Changes Applicable to Various Programs</b>	(78,697)	-	(129,510)
Related costs consist of employee benefits.			
SG: (\$78,697)			
Related Costs: (\$50,813)			
<b>Continuation of Services</b>			
<b>16. Admissions Staffing</b>	110,120	2	171,511
Continue funding and add regular authority for two positions consisting of one Senior Park Services Attendant and one Park Services Attendant II to provide additional supervision for the proper management and oversight of the Admissions Division. Related costs consist of employee benefits.			
SG: \$110,120			
Related Costs: \$61,391			
<b>17. Credit Card Service Fees</b>	200,000	-	200,000
Add funding to the Office and Administrative Account to support the transfer of credit card processing fees currently managed by the Office of Finance.			
EX: \$200,000			
<b>Increased Services</b>			
<b>18. Point of Sale System Replacement</b>	100,000	-	100,000
Add one-time funding to the Office and Administrative Account for the replacement of the Zoo's Point-of-Sale ticketing system to meet the data needs and increasing demands of the Zoo's operations.			
EX: \$100,000			

**Admissions**

---

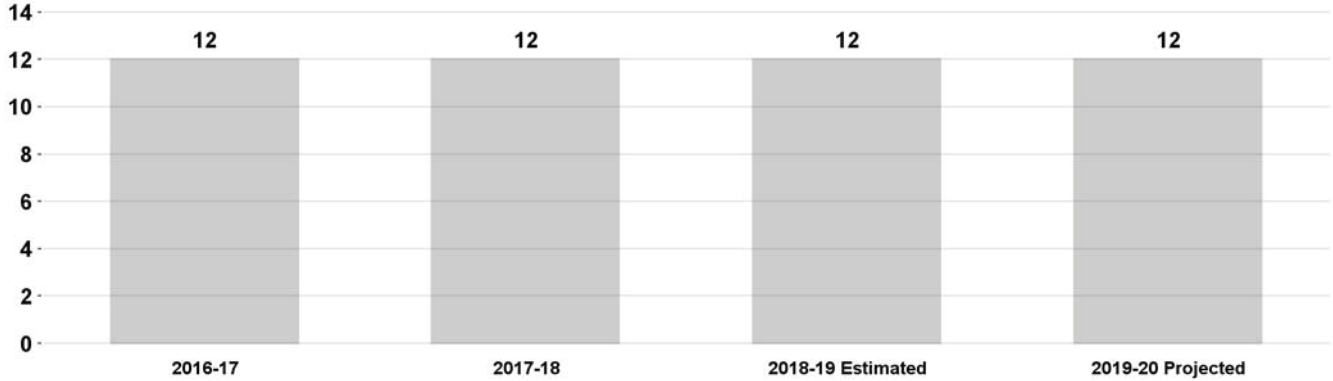
<b>TOTAL Admissions</b>	<b>331,423</b>	<b>2</b>
2018-19 Program Budget	1,134,757	12
Changes in Salaries, Expense, Equipment, and Special	331,423	2
<b>2019-20 PROGRAM BUDGET</b>	<b>1,466,180</b>	<b>14</b>

**Grounds Maintenance**

Priority Outcome: Create a more livable and sustainable city

This program provides landscape maintenance and coordinates brush clearance removal and tree trimming.

**Number of Brush Clearance Work Orders Completed**



Program Changes	Direct Cost	Positions	Total Cost
<b>Changes in Salaries, Expense, Equipment, and Special</b>			
<b>Apportionment of Changes Applicable to Various Programs</b>	41,714	-	13,416
Related costs consist of employee benefits.			
SG: \$41,714			
Related Costs: (\$28,298)			
<b>Continuation of Services</b>			
<b>19. Grounds Maintenance Support</b>	114,255	3	190,474
Continue funding and add regular authority for three Gardener Caretakers to support the Department's ground maintenance functions. Related costs consist of employee benefits.			
SG: \$114,255			
Related Costs: \$76,219			

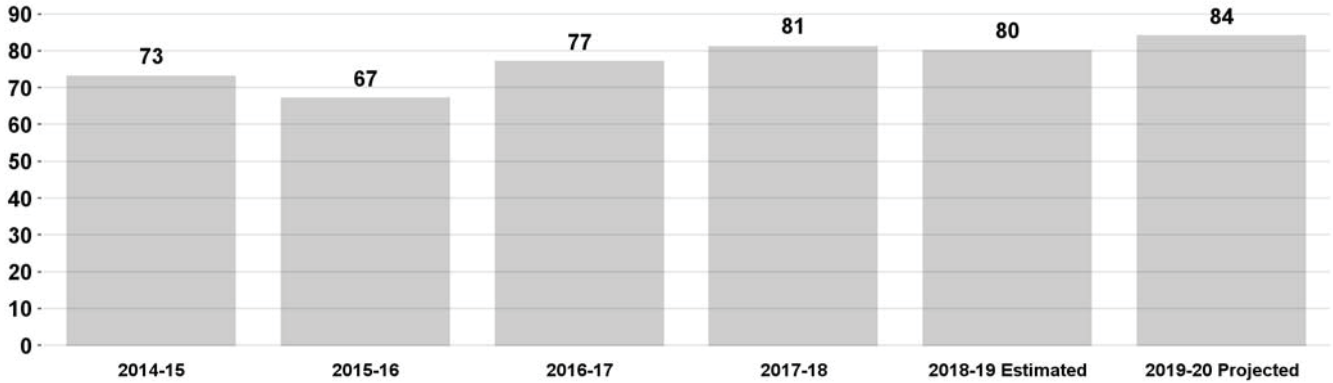
**Grounds Maintenance**

Program Changes	Direct Cost	Positions	Total Cost
<b>Changes in Salaries, Expense, Equipment, and Special</b>			
<b>Increased Services</b>			
20. <b>Pest Control Services</b> Increase funding to the Contractual Services Account for contract fee increases for pest control services. <i>EX: \$36,000</i>	36,000	-	36,000
21. <b>Brush Clearance Services</b> Increase funding in the Contractual Services Account to address changes in the State of California prevailing wage requirements associated with brush clearance service contracts. <i>EX: \$30,000</i>	30,000	-	30,000
22. <b>Tree Trimming and Removal Services</b> Increase funding in the Contractual Services Account to address changes in the State of California prevailing wage requirements associated with tree trimming classifications and to increase tree trimming and removal services. <i>EX: \$60,000</i>	60,000	-	60,000
23. <b>Eucalyptus Browse Farm Maintenance</b> Add nine-months funding and regular authority for two Gardener Caretaker positions to provide daily maintenance care of the Zoo's off-site Eucalyptus Browse Farm. Related costs consist of employee benefits. <i>SG: \$57,128</i> <i>Related Costs: \$44,879</i>	57,128	2	102,007
<b>TOTAL Grounds Maintenance</b>	<b>339,097</b>	<b>5</b>	
2018-19 Program Budget	2,024,062	23	
Changes in Salaries, Expense, Equipment, and Special	339,097	5	
<b>2019-20 PROGRAM BUDGET</b>	<b>2,363,159</b>	<b>28</b>	

**Custodial Services**

Priority Outcome: Create a more livable and sustainable city  
 This program provides custodial support.

**Percent of "Excellent" Rating For Facility Cleanliness**



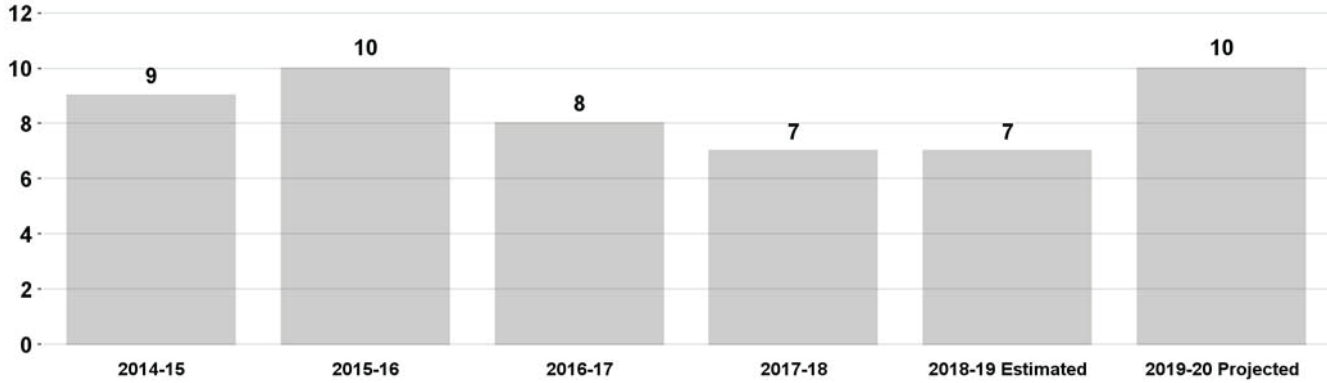
Program Changes	Direct Cost	Positions	Total Cost
<b>Changes in Salaries, Expense, Equipment, and Special</b>			
<b>Apportionment of Changes Applicable to Various Programs</b>	(130,289)	-	(142,606)
Related costs consist of employee benefits. <i>SG: (\$43,489) SAN: (\$76,800) EX: (\$10,000)</i> <i>Related Costs: (\$12,317)</i>			
<b>Continuation of Services</b>			
<b>24. Part-Time Custodial Staff and Expenses</b>	86,800	-	86,800
Continue one-time funding in the Salaries, As-Needed and Operating Supplies Accounts to maintain cleanliness at the facilities. <i>SAN: \$76,800 EX: \$10,000</i>			
<b>TOTAL Custodial Services</b>	<b>(43,489)</b>	<b>-</b>	
2018-19 Program Budget	1,247,547	16	
Changes in Salaries, Expense, Equipment, and Special	(43,489)	-	
<b>2019-20 PROGRAM BUDGET</b>	<b>1,204,058</b>	<b>16</b>	

**Public Relations and Marketing**

Priority Outcome: Create a more livable and sustainable city

This program manages the Zoo's public relations activities in accordance with a Memorandum of Understanding with Greater Los Angeles Zoo Association. In addition, it coordinates all commercial filming and photography activities.

**Number of Commercial Film Shoots at the Zoo**



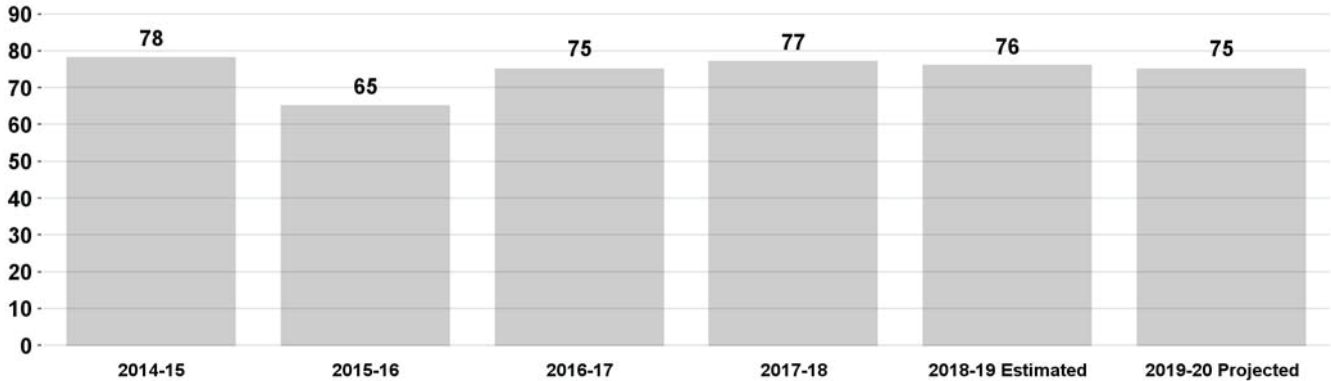
Program Changes	Direct Cost	Positions	Total Cost
<b>Changes in Salaries, Expense, Equipment, and Special</b>			
<b>Apportionment of Changes Applicable to Various Programs</b>	12,843	-	16,869
Related costs consist of employee benefits.			
SG: \$12,843			
Related Costs: \$4,026			
<b>New Services</b>			
<b>25. Public Relations Specialist</b>	35,930	1	60,665
Add nine-months funding and regular authority for one Public Relations Specialist I, subject to pay grade determination by the Office of the City Administrative Officer, to support and solicit commercial filming and photography opportunities.			
Related costs consist of employee benefits.			
SG: \$35,930			
Related Costs: \$24,735			
<b>TOTAL Public Relations and Marketing</b>	<b>48,773</b>	<b>1</b>	
2018-19 Program Budget	287,904	4	
Changes in Salaries, Expense, Equipment, and Special	48,773	1	
<b>2019-20 PROGRAM BUDGET</b>	<b>336,677</b>	<b>5</b>	

**Learning and Engagement**

Priority Outcome: Create a more livable and sustainable city

This program develops, implements, and evaluates mission-based Zoo programming including Community Engagement, Outreach, Camps, Classes, School and Teacher Programs, On Grounds Experiences, Behind-the-Scenes Tours, Animal Presentations and Demonstrations, Zoo graphics and signage, and audio visual services.

**Percent of "Excellent" Rating for Visitor Engagement**



**Program Changes**

**Direct Cost    Positions    Total Cost**

**Changes in Salaries, Expense, Equipment, and Special**

<b>Apportionment of Changes Applicable to Various Programs</b>	(150,900)	-	(141,463)
Related costs consist of employee benefits.			
SG: \$29,200    SAN: (\$151,100)    EX: (\$29,000)			
Related Costs: \$9,437			

**Continuation of Services**

<b>26. Part-Time Educational Staffing</b>	92,000	-	92,000
Continue one-time funding in the Salaries, As-Needed Account to provide staffing for the Zoo's contact yard. Funding is reimbursed by the Greater Los Angeles Zoo Association.			
SAN: \$92,000			
<b>27. Public Class Programming</b>	10,100	-	10,100
Continue funding to the Salaries, As Needed (\$6,100), Contractual Services (\$2,000), and Office and Administrative (\$2,000) accounts to expand the existing Children's and Family class offerings. The cost of this program is offset by revenue generated by the program.			
SAN: \$6,100    EX: \$4,000			
<b>28. On-Site School Programming</b>	51,000	-	51,000
Continue funding to the Salaries, As-Needed (\$46,000), Printing and Binding (\$3,000), and Office and Administrative (\$2,000) accounts to conduct on-site school-based educational programming. The cost of this program is offset by revenue generated by the program.			
SAN: \$46,000    EX: \$5,000			



**Learning and Engagement**

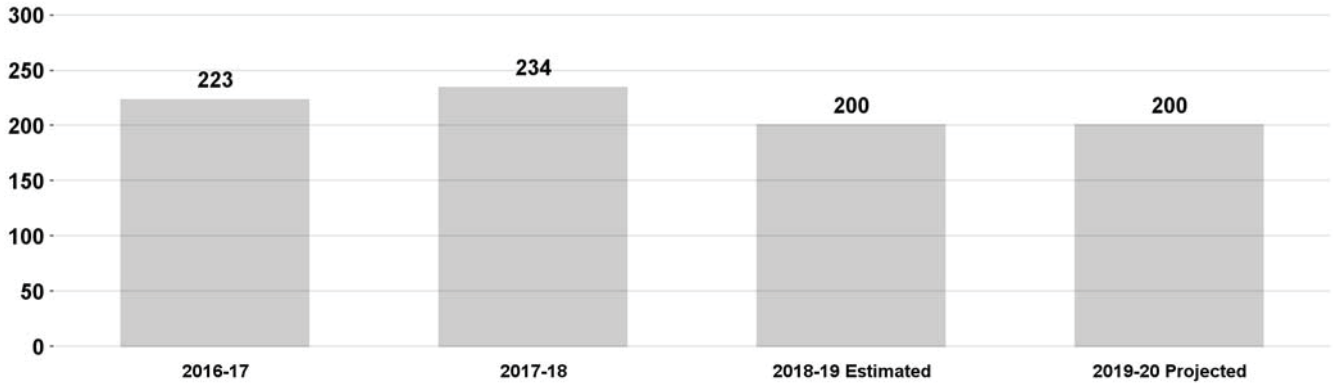
Program Changes	Direct Cost	Positions	Total Cost
<b>Changes in Salaries, Expense, Equipment, and Special</b>			
<b>Increased Services</b>			
<b>29. Zoo Camp Staffing</b> Add one-time funding to the Salaries, As-Needed Account to provide additional part-time staffing to support the Zoo Camp Program. An additional class will be added to summer Zoo Camp. The cost of this program is offset by revenue generated by the program. <i>SAN: \$45,000</i>	45,000	-	45,000
<b>New Services</b>			
<b>30. Community Engagement Program Staffing</b> Add nine-months funding and resolution authority for two Zoo Curator of Education Is, subject to pay grade determination by the Office of the City Administrative Officer, Employee Relations Division, to deliver community engagement programs. Add one-time funding to the Office and Administrative Account. Related costs consist of employee benefits. <i>SG: \$107,626 EX: \$5,000</i> <i>Related Costs: \$60,614</i>	112,626	-	173,240
<b>TOTAL Learning and Engagement</b>	<b>159,826</b>	<b>-</b>	
2018-19 Program Budget	1,723,512	11	
Changes in Salaries, Expense, Equipment, and Special	159,826	-	
<b>2019-20 PROGRAM BUDGET</b>	<b>1,883,338</b>	<b>11</b>	

**Planning, Development and Construction**

Priority Outcome: Create a more livable and sustainable city

This program provides facility repair, maintenance, and construction services, as well as project management and design support.

**Number of Construction Work Orders Completed**



Program Changes	Direct Cost	Positions	Total Cost
<b>Changes in Salaries, Expense, Equipment, and Special</b>			
<b>Apportionment of Changes Applicable to Various Programs</b>	182,030	-	238,524
Related costs consist of employee benefits.			
<i>SG: \$182,030</i>			
<i>Related Costs: \$56,494</i>			
<b>Increased Services</b>			
<b>31. Construction Staffing</b>	90,611	2	145,923
Add nine-months funding and regular authority for two positions consisting of one Cement Finisher and one Cement Finisher Worker for repair and maintenance of pathways, buildings, and exhibits. Related costs consist of employee benefits.			
<i>SG: \$90,611</i>			
<i>Related Costs: \$55,312</i>			
<b>TOTAL Planning, Development and Construction</b>	<b>272,641</b>	<b>2</b>	
2018-19 Program Budget	3,075,006	28	
Changes in Salaries, Expense, Equipment, and Special	272,641	2	
<b>2019-20 PROGRAM BUDGET</b>	<b>3,347,647</b>	<b>30</b>	

**Technology Support**

This program provides support for all information technology services.

Program Changes	Direct Cost	Positions	Total Cost
<b>Changes in Salaries, Expense, Equipment, and Special</b>			
<b>Apportionment of Changes Applicable to Various Programs</b> Related costs consist of employee benefits. SG: (\$148,261) Related Costs: (\$86,970)	(148,261)	-	(235,231)
<b>Continuation of Services</b>			
32. <b>Information Technology Support</b> Continue funding and add regular authority for two positions consisting of one Senior Systems Analyst I and one Systems Analyst to assist the Technology Support Program. Related costs consist of employee benefits. SG: \$176,555 Related Costs: \$82,092	176,555	2	258,647
<b>Increased Services</b>			
33. <b>Network Outlet Expansion</b> Add one-time funding to the Office and Administrative Account to fund the second and final phase of the Department's network expansion plan. EX: \$14,000	14,000	-	14,000
34. <b>Security Video Surveillance System</b> Add one-time funding to the Office and Administrative Account to expand video surveillance of the back entrance service road, the grounds maintenance service yard, and the condors east facility. EX: \$40,000	40,000	-	40,000
35. <b>Radio Equipment Replacement</b> Add one-time funding to the Office and Administrative Account for the replacement of radio equipment. The existing equipment is no longer serviceable and will not be supported by the City. EX: \$215,000	215,000	-	215,000
<b>TOTAL Technology Support</b>	<b>297,294</b>	<b>2</b>	
2018-19 Program Budget	378,106	2	
Changes in Salaries, Expense, Equipment, and Special	297,294	2	
<b>2019-20 PROGRAM BUDGET</b>	<b>675,400</b>	<b>4</b>	

## General Administration and Support

---

This program provides leadership and management oversight and general administration support, including financial management and budget development, accounting, recruitment, and hiring.

Program Changes	Direct Cost	Positions	Total Cost
<b>Changes in Salaries, Expense, Equipment, and Special</b>			
<b>Apportionment of Changes Applicable to Various Programs</b> Related costs consist of employee benefits. <i>SG: \$115,426</i> <i>Related Costs: \$22,080</i>	115,426	-	137,506
<b>Continuation of Services</b>			
36. <b>Emergency Management Support</b> Continue funding and add regular authority for one Emergency Management Coordinator I to develop risk, emergency and disaster management guidelines, policies, and procedures. Related costs consist of employee benefits. <i>SG: \$107,100</i> <i>Related Costs: \$46,911</i>	107,100	1	154,011
<b>Increased Services</b>			
37. <b>Administrative Support</b> Add funding and resolution authority for one Senior Management Analyst I to provide support in administration, budget, and accounting management and oversight, and add nine-months funding and resolution authority for one Senior Accountant I to facilitate and monitor cooperative and organizational revenue sharing programs. Related costs consist of employee benefits. <i>SG: \$170,421</i> <i>Related Costs: \$80,181</i>	170,421	-	250,602
<b>New Services</b>			
38. <b>Personnel Director</b> Add funding and regular authority for one Personnel Director I to establish a comprehensive human resources program. Related costs consist of employee benefits. <i>SG: \$118,645</i> <i>Related Costs: \$50,509</i>	118,645	1	169,154
<b>Other Changes or Adjustments</b>			
39. <b>Fiscal Operations Support</b> Upgrade one Senior Management Analyst I to Senior Management Analyst II to report and monitor revenue and fiscal operations at the Zoo. The incremental salary cost will be absorbed by the Department.	-	-	-

**General Administration and Support**

---

<b>TOTAL General Administration and Support</b>	<b>511,592</b>	<b>2</b>
2018-19 Program Budget	2,408,389	22
Changes in Salaries, Expense, Equipment, and Special	511,592	2
<b>2019-20 PROGRAM BUDGET</b>	<b>2,919,981</b>	<b>24</b>

**ZOO**  
**DETAIL OF CONTRACTUAL SERVICES ACCOUNT**

2017-18 Actual Expenditures	2018-19 Adopted Budget	2018-19 Estimated Expenditures	Program/Code/Description	2019-20 Proposed Budget
<b>Animal General Care - DC8701</b>				
\$ 25,000	\$ 25,000	\$ 25,000	1. Nutrition consultant.....	\$ 25,000
<u>12,000</u>	<u>30,000</u>	<u>30,000</u>	2. Sea lion life support technical services.....	<u>30,000</u>
<u>\$ 37,000</u>	<u>\$ 55,000</u>	<u>\$ 55,000</u>	<b>Animal General Care Total</b>	<u>\$ 55,000</u>
<b>Animal Health Care - DC8702</b>				
\$ 9,582	\$ 5,000	\$ 5,000	3. Equipment maintenance.....	\$ 5,000
<u>\$ 9,582</u>	<u>\$ 5,000</u>	<u>\$ 5,000</u>	<b>Animal Health Care Total</b>	<u>\$ 5,000</u>
<b>Admissions - DC8703</b>				
\$ -	\$ 1,000	\$ 1,000	4. Mobile connectivity.....	\$ 1,000
<u>\$ -</u>	<u>\$ 1,000</u>	<u>\$ 1,000</u>	<b>Admissions Total</b>	<u>\$ 1,000</u>
<b>Grounds Maintenance - DC8704</b>				
\$ 197,500	\$ 170,000	\$ 180,000	5. Brush clearance.....	\$ 200,000
61,619	64,000	90,000	6. Pest control services.....	100,000
-	80,000	80,000	7. Tree trimming services.....	140,000
<u>54,708</u>	<u>50,000</u>	<u>50,000</u>	8. Waste haul tipping fees/services.....	<u>50,000</u>
<u>\$ 313,827</u>	<u>\$ 364,000</u>	<u>\$ 400,000</u>	<b>Grounds Maintenance Total</b>	<u>\$ 490,000</u>
<b>Education - DC8707</b>				
\$ -	\$ 2,000	\$ 2,000	9. Professional services for class programming.....	\$ 2,000
<u>\$ -</u>	<u>\$ 2,000</u>	<u>\$ 2,000</u>	<b>Education Total</b>	<u>\$ 2,000</u>
<b>Planning, Development, and Construction - DC8708</b>				
\$ 8,931	\$ 20,000	\$ 20,000	10. Hazardous waste disposal.....	\$ 20,000
<u>\$ 8,931</u>	<u>\$ 20,000</u>	<u>\$ 20,000</u>	<b>Planning, Development, and Construction Total</b>	<u>\$ 20,000</u>
<b>General Administration and Support - DC8750</b>				
\$ 10,673	\$ 10,000	\$ 10,000	11. American Society of Composers, Authors and Publishers annual permit....	\$ 10,000
154,544	180,000	180,000	12. Emergency medical services.....	180,000
<u>17,499</u>	<u>27,400</u>	<u>27,000</u>	13. Equipment and office machine rental.....	<u>27,400</u>
<u>\$ 182,716</u>	<u>\$ 217,400</u>	<u>\$ 217,000</u>	<b>General Administration and Support Total</b>	<u>\$ 217,400</u>
<u>\$ 552,056</u>	<u>\$ 664,400</u>	<u>\$ 700,000</u>	<b>TOTAL CONTRACTUAL SERVICES ACCOUNT</b>	<u>\$ 790,400</u>

## Zoo

Position Counts						
2018-19	Change	2019-20	Code	Title	2019-20 Salary Range and Annual Salary	
<u>GENERAL</u>						
<u>Regular Positions</u>						
1	-	1	1117-2	Executive Administrative Assistant II	2827	(59,027 - 88,698)
1	-	1	1117-3	Executive Administrative Assistant III	3031	(63,287 - 95,066)
3	-	3	1223	Accounting Clerk	2284	(47,689 - 71,618)
4	-	4	1358	Administrative Clerk	1752	(36,581 - 54,935)
1	-	1	1358	Administrative Clerk (Half-Time)	1752	(36,581 - 54,935)
9	-	9	1368	Senior Administrative Clerk	2162	(45,142 - 67,818)
1	-	1	1513	Accountant	2635	(55,018 - 80,471)
1	-	1	1523-2	Senior Accountant II	3315	(69,217 - 101,205)
1	1	2	1596	Systems Analyst	3360	(70,156 - 102,562)
-	1	1	1597-1	Senior Systems Analyst I	3974	(82,977 - 121,333)
1	-	1	1597-2	Senior Systems Analyst II	4917	(102,666 - 150,127)
1	-	1	1670-2	Graphics Designer II	2769	(57,816 - 84,543)
1	-	1	1670-3	Graphics Designer III	3102	(64,769 - 94,732)
-	1	1	1702-1	Emergency Management Coordinator I	3965	(82,789 - 121,020)
-	1	1	1714-1	Personnel Director I	5398	(112,710 - 164,784)
2	-	2	1731	Personnel Analyst	3360	(70,156 - 102,562)
1	1	2	1785-1	Public Relations Specialist I	2390	(49,903 - 72,996)
1	-	1	1786	Principal Public Relations Representative	3261	(68,089 - 99,576)
1	-	1	1793-2	Photographer II	2856	(59,633 - 87,153)
-	1	1	1835-2	Storekeeper II	2162	(45,142 - 67,818)
1	-	1	2360	Chief Veterinarian	5188	(108,325 - 162,676)
-	1	1	2364	Zoo Nutritionist	2967	(61,950 - 90,577)
3	-	3	2367-2	Zoo Veterinarian II	4303(6)	(89,846 - 134,947)
1	-	1	2367-3	Zoo Veterinarian III	4541(6)	(94,816 - 142,443)
4	1	5	2369	Veterinary Technician	2469	(51,552 - 75,376)
1	-	1	2400-1	Aquarist I	2667	(55,686 - 81,432)
1	-	1	2400-2	Aquarist II	2964	(61,888 - 90,452)
6	-	6	2412-1	Park Services Attendant I	1365(5)	(28,501 - 42,824)
5	1	6	2412-2	Park Services Attendant II	1944	(40,590 - 60,969)
3	-	3	2415	Special Program Assistant II (Half-Time)	\$15.78/hr	
1	1	2	2422	Senior Park Services Attendant	2284	(47,689 - 69,697)
1	-	1	2424	Principal Park Services Attendant	2676	(55,874 - 81,703)
2	-	2	3112	Maintenance Laborer	1746	(36,456 - 54,789)
2	-	2	3115	Maintenance and Construction Helper	1849	(38,607 - 57,983)

## Zoo

Position Counts					
2018-19	Change	2019-20	Code	Title	2019-20 Salary Range and Annual Salary
<u>GENERAL</u>					
<u>Regular Positions</u>					
1	-	1	3127-2	Construction and Maintenance Supervisor II	(126,997)
14	5	19	3141	Gardener Caretaker	1849 (38,607 - 57,983)
2	-	2	3143	Senior Gardener	2070 (43,221 - 64,915)
1	-	1	3146	Senior Park Maintenance Supervisor	3293 (68,757 - 103,293)
14	-	14	3156	Custodian	1562 (32,614 - 48,984)
1	-	1	3176	Custodian Supervisor	1911 (39,901 - 59,967)
1	-	1	3178	Head Custodian Supervisor	2105 (43,952 - 66,043)
1	-	1	3333-1	Building Repairer I	2070 (43,221 - 64,915)
2	-	2	3344	Carpenter	(86,312)
1	-	1	3345	Senior Carpenter	(94,889)
-	1	1	3351	Cement Finisher Worker	2172 (45,351 - 68,131)
1	1	2	3353	Cement Finisher	(79,244)
2	-	2	3423	Painter	(82,726)
1	-	1	3424	Senior Painter	(90,995)
2	-	2	3443	Plumber	(94,455)
1	-	1	3444	Senior Plumber	(103,778)
1	-	1	3451	Masonry Worker	(89,852)
2	-	2	3523	Light Equipment Operator	2112 (44,098 - 66,231)
1	-	1	3525	Equipment Operator	(94,539)
2	-	2	3583	Truck Operator	2070(6) (43,221 - 64,915)
2	-	2	3773	Mechanical Repairer	(82,000)
1	-	1	3774	Air Conditioning Mechanic	(94,455)
1	-	1	3775	Sheet Metal Worker	(90,953)
1	-	1	3796	Welder	(87,361)
1	-	1	3863	Electrician	(90,645)
1	-	1	3864	Senior Electrician	(99,487)
2	-	2	3913	Irrigation Specialist	2235 (46,666 - 70,156)
1	-	1	4276	Zoo Curator of Birds	3166 (66,106 - 99,305)
1	-	1	4277	Zoo Curator of Reptiles	3166 (66,106 - 99,305)
1	-	1	4290	Zoo Registrar	2595 (54,183 - 81,390)
2	-	2	4297	Zoo Curator	3166(6) (66,106 - 99,305)
4	-	4	4300-1	Zoo Curator of Education I	2686 (56,083 - 84,229)
2	-	2	4300-2	Zoo Curator of Education II	3166 (66,106 - 99,305)
1	-	1	4300-3	Zoo Curator of Education III	3853 (80,450 - 120,874)
1	-	1	4302	Zoo Research and Conservation Director	3112 (64,978 - 97,614)



# Zoo

## Position Counts

2018-19	Change	2019-20	Code	Title	2019-20 Salary Range and Annual Salary
<u>GENERAL</u>					
<u>Regular Positions</u>					
78	3	81	4304	Animal Keeper	2135 (44,578 - 66,983)
5	-	5	4304	Animal Keeper (Half-Time)	2135 (44,578 - 66,983)
8	-	8	4305	Senior Animal Keeper	2293 (47,877 - 71,931)
1	-	1	4308	Animal Collection Curator	5117 (106,842 - 156,182)
3	-	3	4312	Principal Animal Keeper	2490 (51,991 - 78,112)
1	-	1	6147	Audio Visual Technician	(87,708)
1	-	1	7929-1	Landscape Architect I	4178 (87,236 - 131,063)
1	-	1	9167-1	Senior Personnel Analyst I	4135 (86,338 - 126,198)
1	(1)	-	9171-1	Senior Management Analyst I	3969 (82,872 - 121,145)
1	1	2	9171-2	Senior Management Analyst II	4917 (102,666 - 150,127)
1	-	1	9182	Chief Management Analyst	5736 (119,767 - 179,943)
1	-	1	9184	Management Analyst	3360 (70,156 - 102,562)
1	-	1	9500	General Manager Zoo	(251,958)
1	-	1	9501	Zoo Assistant General Manager	6322 (132,003 - 198,276)
238	20	258			

### Commissioner Positions

5	-	5	0101-2	Commissioner	\$50/mtg
5	-	5			

### AS NEEDED

#### To be Employed As Needed in Such Numbers as Required

0965	Plumber - Exempt	\$39.79/hr
1113	Community and Administrative Support Worker II	\$15.78/hr
1114	Community and Administrative Support Worker III	\$19.66/hr
1358	Administrative Clerk	1752 (36,581 - 54,935)
1368	Senior Administrative Clerk	2162 (45,142 - 67,818)
1427-1	Computer Operator I	2185 (45,622 - 66,711)
1502	Student Professional Worker	1350(9) (28,188 - 41,217)
1535-1	Administrative Intern I	1520(12) (31,737 - 46,374)
1535-2	Administrative Intern II	1654(12) (34,535 - 50,508)
1537	Project Coordinator	3147 (65,709 - 96,048)
1542	Project Assistant	2390 (49,903 - 72,996)
1596	Systems Analyst	3360 (70,156 - 102,562)
1670-1	Graphics Designer I	2288 (47,773 - 69,864)

## Zoo

Position Counts					
2018-19	Change	2019-20	Code	Title	2019-20 Salary Range and Annual Salary
<u>AS NEEDED</u>					
<u>To be Employed As Needed in Such Numbers as Required</u>					
			1793-1	Photographer I	2483 (51,845 - 75,794)
			2367-2	Zoo Veterinarian II	4303(6) (89,846 - 134,947)
			2369	Veterinary Technician	2469 (51,552 - 75,376)
			2400-1	Aquarist I	2667 (55,686 - 81,432)
			2415	Special Program Assistant II	\$15.78/hr
			2416	Special Program Assistant III	\$19.66/hr
			2418-1	Assistant Park Services Attendant I	\$15.78/hr
			2418-2	Assistant Park Services Attendant II	\$19.66/hr
			2498	Recreation Assistant	\$17.29/hr
			2499	Recreation Instructor	\$18.08-\$26.83/hr
			3115	Maintenance and Construction Helper	1849 (38,607 - 57,983)
			3156	Custodian	1562 (32,614 - 48,984)
			4304	Animal Keeper	2135 (44,578 - 66,983)
			6152-1	Librarian I	2470(6) (51,573 - 77,464)
 <u>HIRING HALL</u>					
<u>Hiring Hall to be Employed As Needed in Such Numbers as Required</u>					
			0855	Air Conditioning Mechanic - Hiring Hall	\$42.71/hr
			0858	Carpenter - Hiring Hall	\$44.36/hr
			0858-Z	City Craft Assistant - Hiring Hall	\$25.39/hr
			0860-1	Cement Finisher I - Hiring Hall	\$15.39/hr
			0860-2	Cement Finisher II - Hiring Hall	\$38.98/hr
			0865	Electrician - Hiring Hall	\$41.22/hr
			0870	Painter - Hiring Hall	\$30.56/hr
			0872-2	Pipefitter II - Hiring Hall	\$30.83/hr
			0874-2	Plumber II - Hiring Hall	\$45.44/hr
			0876	Sheet Metal Worker - Hiring Hall	\$40.29/hr
			<u>Regular Positions</u>		<u>Commissioner Positions</u>
<b>Total</b>		258			5

**THIS PAGE INTENTIONALLY LEFT BLANK**

**SECTION 2**



**2019-20**

---

**Other Program Costs**

**Library Department**

**Recreation and Parks Department**

**City Employees' Retirement Fund**

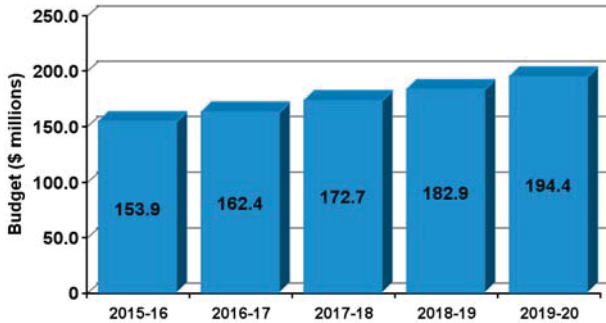
**Fire and Police Pension Fund**

# LIBRARY

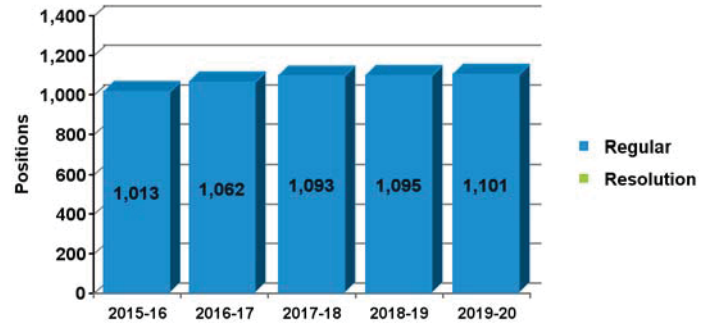
## 2019-20 Proposed Budget

### FIVE YEAR HISTORY OF BUDGET AND POSITION AUTHORITIES

**FIVE YEAR BUDGET HISTORY**



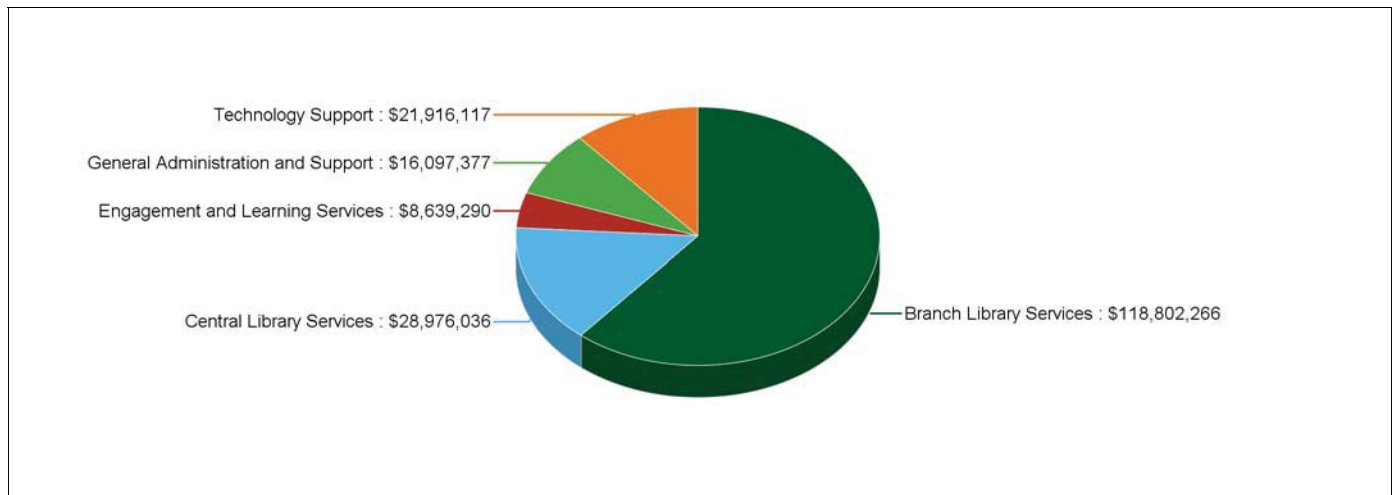
**FIVE YEAR POSITION AUTHORITY HISTORY**



### SUMMARY OF 2019-20 PROPOSED BUDGET CHANGES

	Total Budget		General Fund			Special Fund				
		Regular	Resolution		Regular	Resolution		Regular	Resolution	
<b>2018-19 Adopted</b>	\$182,933,355	1,095	-	-	-	-	\$182,933,355	100.0%	1,095	-
<b>2019-20 Proposed</b>	\$194,431,086	1,101	-	-	-	-	\$194,431,086	100.0%	1,101	-
<b>Change from Prior Year</b>	<b>\$11,497,731</b>	<b>6</b>	<b>-</b>	<b>-</b>	<b>-</b>	<b>-</b>	<b>\$11,497,731</b>		<b>6</b>	<b>-</b>

### 2019-20 FUNDING DISTRIBUTION BY PROGRAM



### MAIN BUDGET ITEMS

	Funding	Positions
* Increase Security at Libraries	\$2,106,516	-
* Library Books and Materials	\$961,749	-
* Information Technology Infrastructure Enhancement	\$1,987,855	-
* Facility Master Plan Consultant	\$700,000	-
* Landscape Maintenance	\$454,317	5

## Recapitulation of Changes

	Adopted Budget 2018-19	Total Budget Changes	Total Budget 2019-20
<b>EXPENDITURES AND APPROPRIATIONS</b>			
<b>Salaries</b>			
Salaries General	74,596,482	5,571,964	80,168,446
Salaries, As-Needed	3,146,682	250,000	3,396,682
Overtime General	85,423	50,000	135,423
Total Salaries	<u>77,828,587</u>	<u>5,871,964</u>	<u>83,700,551</u>
<b>Expense</b>			
Office Equipment	30,462	-	30,462
Printing and Binding	572,000	(200,000)	372,000
Contractual Services	8,890,108	1,294,326	10,184,434
Transportation	97,463	-	97,463
Library Book Repair	77,796	-	77,796
Office and Administrative	5,219,525	(576,788)	4,642,737
Operating Supplies	264,265	106,221	370,486
Total Expense	<u>15,151,619</u>	<u>623,759</u>	<u>15,775,378</u>
<b>Equipment</b>			
Furniture, Office, and Technical Equipment	1,384,743	(1,384,743)	-
Other Operating Equipment	-	82,000	82,000
Total Equipment	<u>1,384,743</u>	<u>(1,302,743)</u>	<u>82,000</u>
<b>Special</b>			
Library Materials	15,296,029	946,346	16,242,375
Various Special - Library	73,272,377	5,358,405	78,630,782
Total Special	<u>88,568,406</u>	<u>6,304,751</u>	<u>94,873,157</u>
<b>Total Library</b>	<u><b>182,933,355</b></u>	<u><b>11,497,731</b></u>	<u><b>194,431,086</b></u>

### Recapitulation of Changes

	Adopted Budget 2018-19	Total Budget Changes	Total Budget 2019-20
<b>SOURCES OF FUNDS</b>			
Library Other Revenue	182,933,355	11,497,731	194,431,086
<b>Total Funds</b>	<b>182,933,355</b>	<b>11,497,731</b>	<b>194,431,086</b>
Percentage Change			6.29%
Positions	1,095	6	1,101

### Changes Applicable to Various Programs

The following changes involve two or more budgetary programs. These changes are explained below and apportioned as single entries in the affected programs. Single-program changes are shown only in the programs involved.

Program Changes	Direct Cost	Positions	Total Cost
<b>Changes in Salaries, Expense, Equipment, and Special</b>			
<b>Obligatory Changes</b>			
1. <b>2018-19 Employee Compensation Adjustment</b> Related costs consist of employee benefits. <i>SG: \$3,826,467</i> <i>Related Costs: \$1,192,326</i>	3,826,467	-	5,018,793
2. <b>2019-20 Employee Compensation Adjustment</b> Related costs consist of employee benefits. <i>SG: \$908,859</i> <i>Related Costs: \$283,200</i>	908,859	-	1,192,059
3. <b>Change in Number of Working Days</b> Increase funding to reflect two additional working days. Related costs consist of employee benefits. <i>SG: \$603,577</i> <i>Related Costs: \$179,022</i>	603,577	-	782,599
4. <b>Full Funding for Partially Financed Positions</b> Related costs consist of employee benefits. <i>SG: \$204,990</i> <i>Related Costs: \$60,800</i>	204,990	-	265,790
5. <b>Salary Step and Turnover Effect</b> Related costs consist of employee benefits. <i>SG: \$512,879</i> <i>Related Costs: \$152,119</i>	512,879	-	664,998
<b>Deletion of One-Time Services</b>			
6. <b>Deletion of One-Time Special Funding</b> Delete one-time special funding. <i>SP: (\$750,403)</i>	(750,403)	-	(750,403)
7. <b>Deletion of One-Time Equipment Funding</b> Delete one-time equipment funding. <i>EQ: (\$1,384,743)</i>	(1,384,743)	-	(1,384,743)
8. <b>Deletion of One-Time Expense Funding</b> Delete one-time expense funding. <i>EX: (\$1,747,014)</i>	(1,747,014)	-	(1,747,014)



Program Changes	Direct Cost	Positions	Library Total Cost
<b>Changes in Salaries, Expense, Equipment, and Special</b>			
<b>Increased Services</b>			
<b>9. Increase Security at Libraries</b> Increase funding in the Various Special-Library Account by \$2,106,516 from \$6,847,832 to \$8,954,348 for security services provided by the Police Department's Security Services Division at the Central and Branch Libraries. <i>SP: \$2,106,516</i>	2,106,516	-	2,106,516
<b>10. Library Books and Materials</b> Increase funding in the Library Materials Account by \$961,749 from \$15,280,626 to \$16,242,375 to purchase new library books and materials to meet the needs of the public and improve service to neighborhoods. <i>SP: \$961,749</i>	961,749	-	961,749
<b>11. Increase to Salaries, As-Needed Account</b> Increase funding to the Salaries, As-Needed Account to provide temporary staff support for staffing shortages caused by vacancies and absent employees to minimize the impact to service to the public. <i>SAN: \$250,000</i>	250,000	-	250,000
<b>12. Increase to Overtime General Account</b> Increase funding to the Overtime General Account to provide temporary staff support for staff shortages caused by vacancies and absent employees to minimize the impact to service to the public. <i>SOT: \$50,000</i>	50,000	-	50,000
<b>13. Human Resources and Payroll Project</b> Add one-time funding to the Various Special-Library Account to reimburse the General Fund for the Library's portion of the Human Resources and Payroll Project. <i>SP: \$238,251</i>	238,251	-	238,251
<b>Efficiencies to Services</b>			
<b>14. Expense Account Reductions</b> Reduce funding in the Printing and Binding (\$200,000) and Contractual Services (\$250,114) accounts to reflect anticipated expenditures, which include savings achieved due to Departmental efficiencies and expenditure reductions. <i>EX: (\$450,114)</i>	(450,114)	-	(450,114)

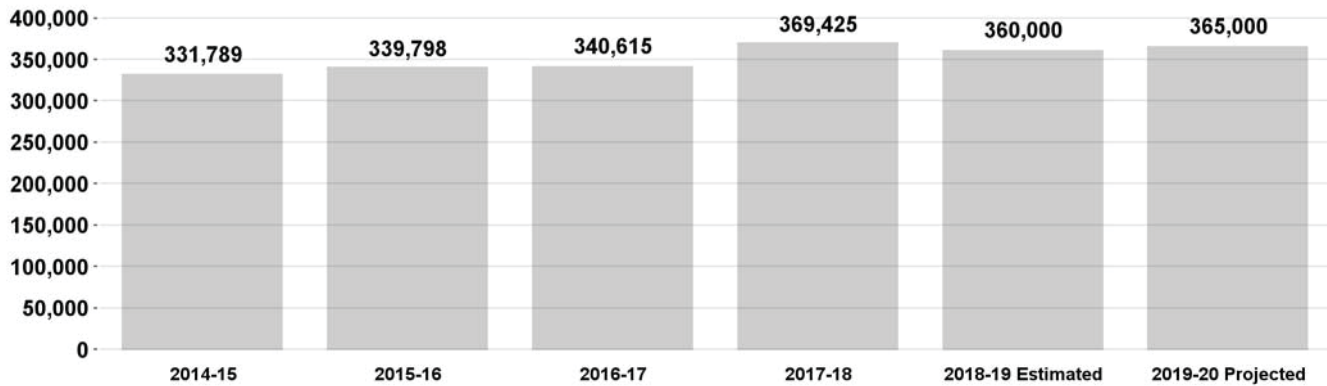
Program Changes	Direct Cost	Positions	Total Cost
<b>Changes in Salaries, Expense, Equipment, and Special</b>			
<b>Other Changes or Adjustments</b>			
15. <b>Charter Mandated Appropriation</b>	-	-	-
Increase the Department's General Fund Appropriation by \$12,997,730 from \$178,533,356 to \$191,531,086 to meet the funding requirements set forth by the Charter. Charter Section 531 states that 0.03 percent of assessed value of all property in the City as assessed for City taxes shall be appropriated for the financial support of the Library. The appropriation will be used to fund Library services, Library materials and equipment, related costs, and the reimbursement of all direct and indirect costs.			
16. <b>Adjustments to Library Facilities Costs</b>	321,435	-	321,435
Increase funding in the Various Special-Library Account by \$321,435 from \$14,591,592 to \$14,913,027 for direct costs to the Library Program including water and electricity, building maintenance, fuel and fleet, natural gas, custodial services, parking, and refuse collection. <i>SP: \$321,435</i>			
17. <b>MICLA Reimbursements for the Central Library</b>	(2,735,000)	-	(2,735,000)
Reduce funding by \$2,735,000 in the Various Special Account from \$5,706,500 to \$2,971,500 for General Fund Reimbursement for Municipal Improvement Corporation of Los Angeles (MICLA) funding related to the Central Library. This funding will provide the final reimbursement for debt service costs related to the 2002 MICLA AT and will fulfill the Charter mandate for the reimbursement of General Fund costs. <i>SP: (\$2,735,000)</i>			
18. <b>General Fund Reimbursement</b>	6,162,203	-	6,162,203
Increase funding for General Fund cost reimbursements by \$6,162,203 from \$45,316,452 to \$51,478,655. Funds will be applied toward the reimbursement of General Fund costs including the City Employee Retirement System, Medicare, Employee Assistance, Civilian Flex programs, and other related costs not billed to the Department. The funding includes a reconciliation of 2017-18 reimbursements based on actual expenditures and an adjustment to 2018-19 reimbursements. <i>SP: \$6,162,203</i>			
19. <b>Salary Savings Rate Adjustment</b>	(765,297)	-	(1,003,764)
Increase the Library's salary savings rate from four percent to five percent to reflect the anticipated level of attrition and vacancies. Related costs consist of employee benefits. <i>SG: (\$765,297)</i> <i>Related Costs: (\$238,467)</i>			
<b>TOTAL CHANGES APPLICABLE TO VARIOUS PROGRAMS</b>	<b>8,314,355</b>	<b>-</b>	<b>-</b>

**Branch Library Services**

Priority Outcome: Make Los Angeles the best run big city in America

This program provides public services at the 72 Branch Libraries, including: reference and information service, free public access computers, programs for children, teens, and adults, and circulation of library materials such as books, DVDs, CD music, audio books and magazines.

**Number of People Attending Branch Library Programs**



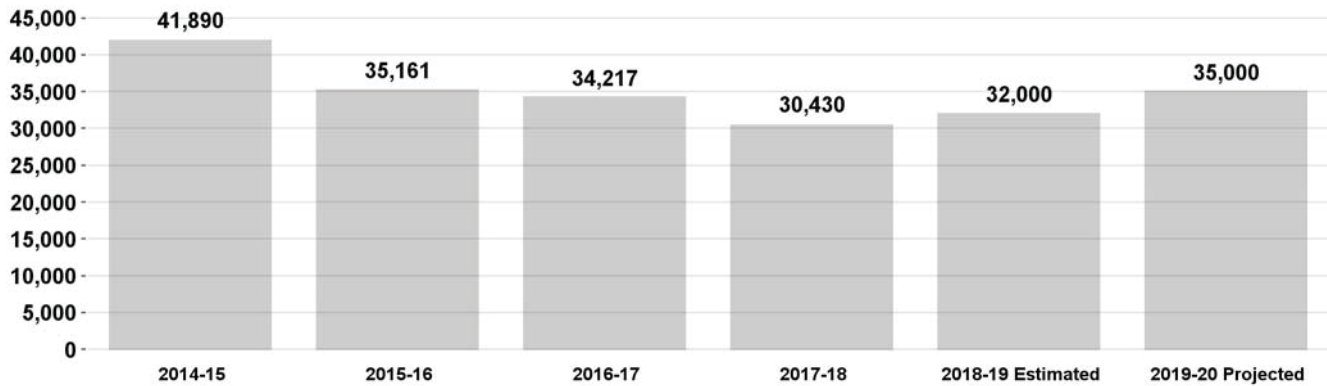
Program Changes	Direct Cost	Positions	Total Cost
<b>Changes in Salaries, Expense, Equipment, and Special</b>			
<b>Apportionment of Changes Applicable to Various Programs</b>	5,556,334	-	6,651,620
Related costs consist of employee benefits.			
<i>SG: \$3,101,349 SAN: \$150,000 SOT: \$25,000</i>			
<i>EQ: (\$432,709) SP: \$2,712,694</i>			
<i>Related Costs: \$1,095,286</i>			
<b>TOTAL Branch Library Services</b>	<b>5,556,334</b>	<b>-</b>	
2018-19 Program Budget	113,245,932	654	
Changes in Salaries, Expense, Equipment, and Special	5,556,334	-	
<b>2019-20 PROGRAM BUDGET</b>	<b>118,802,266</b>	<b>654</b>	

**Central Library Services**

Priority Outcome: Make Los Angeles the best run big city in America

This program provides public services at the Central Library, including: reference and information service, free public access computers, programs for children, teens, and adults, and circulation of library materials such as books, DVDs, CD music, audio books and magazines.

**Number of People Attending Central Library Programs**

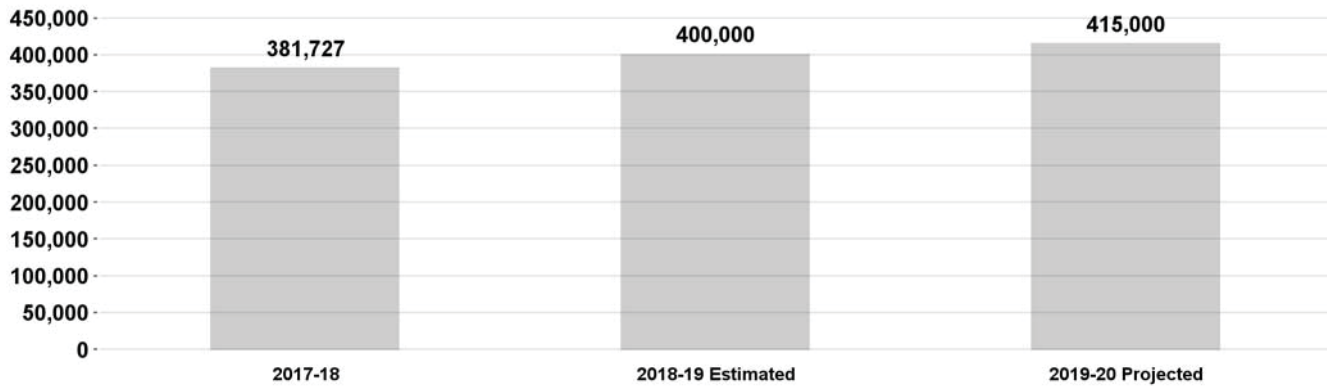


Program Changes	Direct Cost	Positions	Total Cost
<b>Changes in Salaries, Expense, Equipment, and Special</b>			
<b>Apportionment of Changes Applicable to Various Programs</b>	1,073,324	-	1,355,144
Related costs consist of employee benefits.			
<i>SG: \$781,614 SAN: \$100,000 SOT: \$15,000</i>			
<i>EX: (\$605,200) EQ: (\$122,826) SP: \$904,736</i>			
<i>Related Costs: \$281,820</i>			
<b>TOTAL Central Library Services</b>	<b>1,073,324</b>	<b>-</b>	
2018-19 Program Budget	27,902,712	184	
Changes in Salaries, Expense, Equipment, and Special	1,073,324	-	
<b>2019-20 PROGRAM BUDGET</b>	<b>28,976,036</b>	<b>184</b>	

**Engagement and Learning Services**

This program develops monitors, coordinates and evaluates Library programs and services for the entire Library Department including Volunteer Services, Homeless Engagement, Adult Services, Young Adult Services, Children's Services, Adult Literacy, Veteran Engagement, Financial Literacy, Career Online High School, Immigrant Integration, and Mobile Outreach.

**Number of People Attending Central Library Programs**



Program Changes	Direct Cost	Positions	Total Cost
<b>Changes in Salaries, Expense, Equipment, and Special</b>			
<b>Apportionment of Changes Applicable to Various Programs</b>	596,223	-	741,431
Related costs consist of employee benefits.			
<i>SG: \$432,315 SOT: \$10,000 EX: (\$156,379)</i>			
<i>SP: \$310,287</i>			
<i>Related Costs: \$145,208</i>			
<b>Increased Services</b>			
<b>20. Engagement and Learning Services Pay Grade Adjustment</b>	-	-	-
Upgrade 12 Community Program Assistant Is to Community Program Assistant IIs to direct and train volunteers in the Adult Literacy Program. The incremental salary cost will be absorbed by the Department.			
<b>TOTAL Engagement and Learning Services</b>	<b>596,223</b>	<b>-</b>	
2018-19 Program Budget	8,043,067	60	
Changes in Salaries, Expense, Equipment, and Special	596,223	-	
<b>2019-20 PROGRAM BUDGET</b>	<b>8,639,290</b>	<b>60</b>	

### Technology Support

This program develops and maintains the library's public service website, Information Technology (IT) systems, and web-based resources and services and is responsible for the acquisition, cataloging and processing of all library materials and electronic resources.

Program Changes	Direct Cost	Positions	Total Cost
<b>Changes in Salaries, Expense, Equipment, and Special</b>			
<b>Apportionment of Changes Applicable to Various Programs</b> Related costs consist of employee benefits. <i>SG: \$544,085 EX: (\$985,435) EQ: (\$829,208)</i> <i>SP: \$1,518,135</i> <i>Related Costs: \$187,892</i>	247,577	-	435,469
<b>Increased Services</b>			
<b>21. Information Technology Infrastructure Enhancement</b> Increase funding in the Office and Administrative Account (\$631,266) to provide software, licenses, annual maintenance agreements, and expense items for the Digital Content Team and Training Section. Add one-time funding to the Contractual Services (\$1,197,540) and Office and Administrative (\$159,049) accounts for network switches, fiber connections, connectors, and repairs, and computer and other hardware replacement. <i>EX: \$1,987,855</i>	1,987,855	-	1,987,855
<b>Other Changes or Adjustments</b>			
<b>22. Information Technology Pay Grade Adjustment</b> Upgrade one Programmer Analyst II to Programmer Analyst IV and one Librarian II to Librarian III. The incremental salary cost will be absorbed by the Department.	-	-	-
<b>TOTAL Technology Support</b>	<b>2,235,432</b>	<b>-</b>	
2018-19 Program Budget	19,680,685	96	
Changes in Salaries, Expense, Equipment, and Special	2,235,432	-	
<b>2019-20 PROGRAM BUDGET</b>	<b>21,916,117</b>	<b>96</b>	

### General Administration and Support

This program is responsible for providing administrative support functions of policy direction, business management, accounting, personnel, and public relations.

Program Changes	Direct Cost	Positions	Total Cost
<b>Changes in Salaries, Expense, Equipment, and Special</b>			
<b>Apportionment of Changes Applicable to Various Programs</b> Related costs consist of employee benefits. <i>SG: \$432,112 EX: (\$450,114) SP: \$858,899</i> <i>Related Costs: (\$81,206)</i>	840,897	-	759,691
<b>Increased Services</b>			
<b>23. Outreach and Promotion Enhancement</b> Increase funding in the Contractual Services Account (\$851,000) to increase the use of the Public Relations and Marketing Consultant contracts approved by the Board of Library Commissioners to increase awareness of Library Programs and initiatives including the New Americans Initiative, Career Online High School, Young Adult and Children's Services, and other Library programs and services. Delete funding in the Office and Administrative account to offset the cost.	-	-	-
<b>24. Human Resources Staff</b> Add nine-months funding and regular authority for one Senior Administrative Clerk to support the Human Resources Section. Related costs consist of employee benefits. <i>SG: \$41,204</i> <i>Related Costs: \$26,378</i>	41,204	1	67,582
<b>New Services</b>			
<b>25. Facility Master Plan Consultant</b> Add funding to the Contractual Services Account for a Facility Master Plan consultant to develop a facility master plan to ensure optimal performance, utility, adaptability, and comfort of Library facilities and resources for Library patrons and employees. <i>EX: \$700,000</i>	700,000	-	700,000
<b>26. Landscape Maintenance</b> Add nine-months funding and regular authority for five positions consisting of one Senior Gardener, two Gardener Caretakers, and two Maintenance Laborers to establish a landscape maintenance crew for the 72 branch libraries. Add funding to the Operating Supplies Account for landscaping equipment and supplies. Add one-time funding to the Transportation Equipment Account to purchase two landscape maintenance trucks to transport staff, supplies, and equipment to libraries. Related costs consist of employee benefits. <i>SG: \$239,285 EX: \$133,032 EQ: \$82,000</i> <i>Related Costs: \$142,256</i>	454,317	5	596,573

**General Administration and Support**

Program Changes	Direct Cost	Positions	Total Cost
<b>Changes in Salaries, Expense, Equipment, and Special</b>			
<b>Other Changes or Adjustments</b>			
27. <b>Public Relations and Marketing Pay Grade Adjustment</b> Upgrade one Librarian II to Librarian III and upgrade one Graphic Designer II to Graphic Designer III in the Public Relations and Marketing Office. The incremental salary cost will be absorbed by the Department.	-	-	-
28. <b>Business Office Staff</b> Add funding and regular authority for one Senior Storekeeper and delete funding and regular authority for one Storekeeper II in the Business Office. The salary cost difference will be absorbed by the Department.	-	-	-
<b>TOTAL General Administration and Support</b>	<b>2,036,418</b>	<b>6</b>	
2018-19 Program Budget	14,060,959	101	
Changes in Salaries, Expense, Equipment, and Special	2,036,418	6	
<b>2019-20 PROGRAM BUDGET</b>	<b>16,097,377</b>	<b>107</b>	



**LIBRARY**  
**DETAIL OF CONTRACTUAL SERVICES ACCOUNT**

2017-18 Actual Expenditures	2018-19 Adopted Budget	2018-19 Estimated Expenditures	Program/Code/Description	2019-20 Contract Amount
<b>Branch Library Services - DB4401</b>				
\$	\$	\$		\$
2,010,829	1,383,050	1,383,000	1. Department in-house alteration and improvement program for branch libraries.....	1,383,050
18,203	37,290	37,000	2. Book detection system maintenance.....	37,290
-	6,100	6,000	3. Telecommunications services .....	6,100
1,600,000	75,000	75,000	4. Digital Learning Labs.....	75,000
941,327	841,327	841,000	5. Contract landscape maintenance.....	841,327
-	6,500	7,000	6. Library card design for Student Success Cards.....	6,500
-	140,000	140,000	7. Immigrant integration assistance.....	140,000
175,747	200,000	200,000	8. New Citizenship Walk-In Centers.....	200,000
-	-	280,000	9. Drought resistant landscape.....	-
<u>\$ 4,746,106</u>	<u>\$ 2,689,267</u>	<u>\$ 2,969,000</u>	<b>Branch Library Services Total</b>	<u>\$ 2,689,267</u>
<b>Central Library Services - DB4402</b>				
\$	\$	\$		\$
241,200	281,922	282,000	10. Central Library grounds maintenance and parking.....	281,922
126,396	127,000	127,000	11. Compact shelving .....	127,000
49,769	42,920	43,000	12. Security/fire life safety contract maintenance.....	42,920
2,302	8,500	8,000	13. Maintenance and upgrade of security systems.....	8,500
-	3,710	4,000	14. Book detection system maintenance.....	3,710
117,170	29,000	29,000	15. Telecommunications services.....	29,000
147,762	162,000	162,000	16. Central Library Validation Program - Westlawn Garage.....	162,000
115,507	115,507	115,000	17. Digital Learning Labs.....	115,507
846,000	-	-	18. Escalator upgrades.....	-
50,984	100,000	100,000	19. Exhibit consultant.....	100,000
73,506	100,000	100,000	20. Lighting upgrade.....	-
202,254	543,804	1,044,000	21. Central Library alterations and improvements.....	543,804
-	276,079	276,000	22. Humidifier upgrade.....	-
-	203,621	204,000	23. Methane gas system replacement.....	-
1,409,125	-	-	24. Digital Media Labs.....	-
566,116	-	-	25. Library communications upgrade.....	-
-	-	400,000	26. Security cameras.....	-
<u>\$ 3,948,091</u>	<u>\$ 1,994,063</u>	<u>\$ 2,894,000</u>	<b>Central Library Services Total</b>	<u>\$ 1,414,363</u>
<b>Engagement and Learning Services - DB4403</b>				
\$	\$	\$		\$
36,170	210,000	210,000	27. Citizenship legal assistance.....	210,000
-	335,000	335,000	28. New Americans Initiative.....	235,000
<u>\$ 36,170</u>	<u>\$ 545,000</u>	<u>\$ 545,000</u>	<b>Engagement and Learning Services Total</b>	<u>\$ 445,000</u>
<b>Technology Support - DB4449</b>				
\$	\$	\$		\$
39,029	141,029	141,000	29. Shared database service.....	141,029
148,706	126,817	127,000	30. Cataloging database service.....	126,817
7,884	37,000	37,000	31. Book binding.....	37,000
-	5,000	5,000	32. Electrical work.....	5,000
473,772	502,810	503,000	33. CARL system maintenance.....	502,810
1,223,042	697,190	697,000	34. Support and maintenance of Library network, servers, telecommunications, and public web access.....	697,190
-	64,800	65,000	35. CISCO router maintenance.....	64,800
54,956	157,500	157,000	36. Self check-out system maintenance.....	157,500
-	207,575	208,000	37. Network cabling repairs.....	225,000
-	152,950	153,000	38. Network cabling for Algo speakers.....	-
-	163,875	164,000	39. Network fiber connection upgrade.....	-
-	-	-	40. Network switches for PCI compliance.....	500,040
-	-	-	41. Fiber connection and communication (disaster backup and recovery).....	450,000
-	-	-	42. Network switch connectors.....	22,500
<u>\$ 1,947,389</u>	<u>\$ 2,256,546</u>	<u>\$ 2,257,000</u>	<b>Technology Support Total</b>	<u>\$ 2,929,686</u>

**LIBRARY  
DETAIL OF CONTRACTUAL SERVICES ACCOUNT**

2017-18 Actual Expenditures	2018-19 Adopted Budget	2018-19 Estimated Expenditures	Program/Code/Description	2019-20 Contract Amount
<b>General Administration and Support - DB4450</b>				
\$ -	\$ 30,000	\$ 30,000	43. Librarian recruitment advertising, brochures.....	\$ 30,000
111,064	127,500	127,000	44. Special events services.....	127,500
-	124,200	124,000	45. Management and operation of the Olive Street Garage.....	124,200
28,200	27,000	27,000	46. Southern California Library Cooperative (SCLC).....	27,000
72,482	76,732	77,000	47. Photocopier rental.....	76,732
94,291	129,800	130,000	48. Audio visual services.....	129,800
104,544	100,000	100,000	49. Contract graphic design.....	-
253,294	290,000	290,000	50. Outreach promotion.....	-
1,361,000	500,000	500,000	51. Marketing plan promotion and outreach.....	1,490,886
-	-	500,000	52. Facility Assessment Master Plan.....	700,000
<u>\$ 2,024,875</u>	<u>\$ 1,405,232</u>	<u>\$ 1,905,000</u>	<b>General Administration and Support Total</b>	<u>\$ 2,706,118</u>
<u>\$ 12,702,631</u>	<u>\$ 8,890,108</u>	<u>\$ 10,570,000</u>	<b>TOTAL CONTRACTUAL SERVICES ACCOUNT</b>	<u>\$ 10,184,434</u>

## Library

Position Counts					2019-20 Salary Range and Annual Salary	
2018-19	Change	2019-20	Code	Title		
<u>GENERAL</u>						
<u>Regular Positions</u>						
142	-	142	1111	Messenger Clerk	1365(5)	(28,501 - 42,824)
1	-	1	1111	Messenger Clerk (Half-Time)	1365(5)	(28,501 - 42,824)
21	-	21	1111-A	Messenger Clerk (Part-Time)	1365(5)	(28,501 - 42,824)
5	-	5	1116	Secretary	2350	(49,068 - 73,685)
1	-	1	1117-3	Executive Administrative Assistant III	3031	(63,287 - 95,066)
1	-	1	1119-1	Accounting Records Supervisor I	2650	(55,332 - 80,930)
10	-	10	1121-2	Delivery Driver II	1857	(38,774 - 58,255)
1	-	1	1121-3	Delivery Driver III	2006	(41,885 - 62,953)
1	-	1	1129	Personnel Records Supervisor	2825	(58,986 - 86,255)
1	-	1	1170-1	Payroll Supervisor I	3045	(63,579 - 92,957)
52	-	52	1172-1	Library Assistant I	2162	(45,142 - 67,818)
8	-	8	1172-2	Library Assistant II	2546	(53,160 - 79,845)
1	-	1	1201	Principal Clerk	2650	(55,332 - 80,930)
7	-	7	1223	Accounting Clerk	2284	(47,689 - 71,618)
331	-	331	1358	Administrative Clerk	1752	(36,581 - 54,935)
1	1	2	1368	Senior Administrative Clerk	2162	(45,142 - 67,818)
1	(1)	-	1431-2	Programmer/Analyst II	3238	(67,609 - 101,560)
1	-	1	1431-3	Programmer/Analyst III	3534	(73,789 - 110,851)
-	1	1	1431-4	Programmer/Analyst IV	3822	(79,803 - 119,913)
5	-	5	1455-1	Systems Programmer I	4170(8)	(87,069 - 127,305)
2	-	2	1455-2	Systems Programmer II	4486	(93,667 - 136,931)
2	-	2	1513	Accountant	2635	(55,018 - 80,471)
2	-	2	1523-2	Senior Accountant II	3315	(69,217 - 101,205)
1	-	1	1525-2	Principal Accountant II	4020	(83,937 - 122,732)
1	-	1	1538	Senior Project Coordinator	3738	(78,049 - 114,088)
1	-	1	1539	Management Assistant	2390	(49,903 - 72,996)
1	-	1	1593-2	Departmental Chief Accountant II	4520	(94,377 - 141,796)
15	-	15	1596	Systems Analyst	3360	(70,156 - 102,562)
3	-	3	1597-1	Senior Systems Analyst I	3974	(82,977 - 121,333)
3	-	3	1597-2	Senior Systems Analyst II	4917	(102,666 - 150,127)
2	(1)	1	1670-2	Graphics Designer II	2769	(57,816 - 84,543)
-	1	1	1670-3	Graphics Designer III	3102	(64,769 - 94,732)
1	-	1	1714-3	Personnel Director III	6146	(128,328 - 187,648)
3	-	3	1731	Personnel Analyst	3360	(70,156 - 102,562)
6	-	6	1785-2	Public Relations Specialist II	2727	(56,939 - 83,248)

## Library

Position Counts						
2018-19	Change	2019-20	Code	Title	2019-20 Salary Range and Annual Salary	
<u>GENERAL</u>						
<u>Regular Positions</u>						
2	-	2	1786	Principal Public Relations Representative	3261	(68,089 - 99,576)
1	-	1	1800-1	Public Information Director I	4045	(84,459 - 126,866)
1	-	1	1806	Development and Marketing Director	4724	(98,637 - 148,164)
1	-	1	1832-2	Warehouse and Toolroom Worker II	1937	(40,444 - 60,760)
1	(1)	-	1835-2	Storekeeper II	2162	(45,142 - 67,818)
-	1	1	1837	Senior Storekeeper	2461	(51,385 - 77,172)
1	-	1	2495	Volunteer Coordinator	2849	(59,487 - 86,965)
12	(12)	-	2501-1	Community Program Assistant I	2390	(49,903 - 72,996)
-	12	12	2501-2	Community Program Assistant II	2616	(54,622 - 79,866)
-	2	2	3112	Maintenance Laborer	1746	(36,456 - 54,789)
-	2	2	3141	Gardener Caretaker	1849	(38,607 - 57,983)
-	1	1	3143	Senior Gardener	2070	(43,221 - 64,915)
1	-	1	3168	Senior Event Attendant	1872	(39,087 - 58,714)
3	-	3	3172	Event Attendant	1453(6)	(30,338 - 45,560)
261	(2)	259	6152-2	Librarian II	2896	(60,468 - 90,828)
1	-	1	6152-2	Librarian II (Half-Time)	2896	(60,468 - 90,828)
37	2	39	6152-3	Librarian III	3149	(65,751 - 98,783)
96	-	96	6153	Senior Librarian	3418	(71,367 - 107,197)
14	-	14	6155-1	Principal Librarian I	3990	(83,311 - 125,133)
3	-	3	6155-2	Principal Librarian II	4764	(99,472 - 149,438)
4	-	4	6157	Division Librarian	5736	(119,767 - 179,943)
2	-	2	9167-1	Senior Personnel Analyst I	4135	(86,338 - 126,198)
1	-	1	9167-2	Senior Personnel Analyst II	5117	(106,842 - 156,182)
1	-	1	9171-1	Senior Management Analyst I	3969	(82,872 - 121,145)
3	-	3	9171-2	Senior Management Analyst II	4917	(102,666 - 150,127)
2	-	2	9182	Chief Management Analyst	5736	(119,767 - 179,943)
8	-	8	9184	Management Analyst	3360	(70,156 - 102,562)
2	-	2	9232	Assistant City Librarian	6570	(137,181 - 206,043)
1	-	1	9235	City Librarian		(248,325)
1	-	1	9375	Director of Systems	5736	(119,767 - 179,943)
1	-	1	9734-1	Commission Executive Assistant I	2650	(55,332 - 80,930)
1,095	6	1,101				
<u>Commissioner Positions</u>						
5	-	5	0101-1	Commissioner		\$25/mtg
5	-	5				

## Library

Position Counts			Code	Title	2019-20 Salary Range and Annual Salary	
2018-19	Change	2019-20				
<u>AS NEEDED</u>						
<u>To be Employed As Needed in Such Numbers as Required</u>						
			0840-1	Student Librarian I	1456(9)	(30,401 - 44,432)
			0840-2	Student Librarian II	1581(9)	(33,011 - 48,274)
			0840-3	Student Librarian III	1720(9)	(35,913 - 52,513)
			1111	Messenger Clerk	1365(5)	(28,501 - 42,824)
			1121-1	Delivery Driver I	1702	(35,537 - 53,390)
			1121-2	Delivery Driver II	1857	(38,774 - 58,255)
			1140	Library Clerical Assistant	1683	(35,141 - 52,805)
			1172-1	Library Assistant I	2162	(45,142 - 67,818)
			1172-2	Library Assistant II	2546	(53,160 - 79,845)
			1223	Accounting Clerk	2284	(47,689 - 71,618)
			1358	Administrative Clerk	1752	(36,581 - 54,935)
			1368	Senior Administrative Clerk	2162	(45,142 - 67,818)
			1427-1	Computer Operator I	2185	(45,622 - 66,711)
			1502	Student Professional Worker	1350(9)	(28,188 - 41,217)
			1513	Accountant	2635	(55,018 - 80,471)
			1523-1	Senior Accountant I	3061	(63,913 - 93,438)
			1539	Management Assistant	2390	(49,903 - 72,996)
			1597-2	Senior Systems Analyst II	4917	(102,666 - 150,127)
			1599	Systems Aide	2390	(49,903 - 72,996)
			1785-2	Public Relations Specialist II	2727	(56,939 - 83,248)
			1832-1	Warehouse and Toolroom Worker I	1849	(38,607 - 57,983)
			1835-1	Storekeeper I	2112	(44,098 - 66,231)
			1859-2	Procurement Analyst II	3360	(70,156 - 102,562)
			3111-2	Occupational Trainee II	1350(7)	(28,188 - 41,217)
			3168	Senior Event Attendant	1872	(39,087 - 58,714)
			3172	Event Attendant	1453(6)	(30,338 - 45,560)
			3181	Security Officer	1927	(40,235 - 60,405)
			3184	Senior Security Officer	2086	(43,555 - 65,458)
			3199	Security Aide	1562	(32,614 - 48,984)
			3200	Principal Security Officer	2325	(48,546 - 72,975)
			3583	Truck Operator	2070(6)	(43,221 - 64,915)
			6152-1	Librarian I	2470(6)	(51,573 - 77,464)
			6152-2	Librarian II	2896	(60,468 - 90,828)
			6152-3	Librarian III	3149	(65,751 - 98,783)
			6153	Senior Librarian	3418	(71,367 - 107,197)

## Library

---

Position Counts

2018-19	Change	2019-20	Code	Title	2019-20 Salary Range and Annual Salary
---------	--------	---------	------	-------	--

AS NEEDED

To be Employed As Needed in Such Numbers as Required

	6155-1	Principal Librarian I	3990	(83,311 - 125,133)
	9167-2	Senior Personnel Analyst II	5117	(106,842 - 156,182)
	9171-1	Senior Management Analyst I	3969	(82,872 - 121,145)
	9182	Chief Management Analyst	5736	(119,767 - 179,943)
	9184	Management Analyst	3360	(70,156 - 102,562)

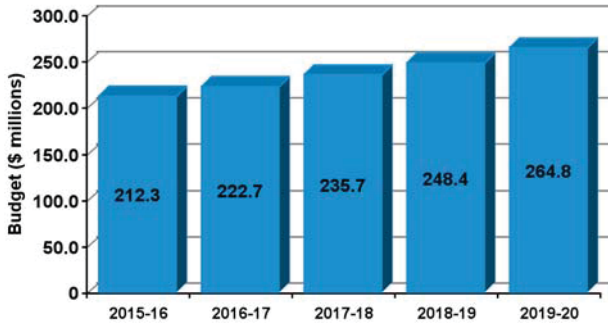
	Regular Positions	Commissioner Positions
<b>Total</b>	1,101	5

# RECREATION AND PARKS

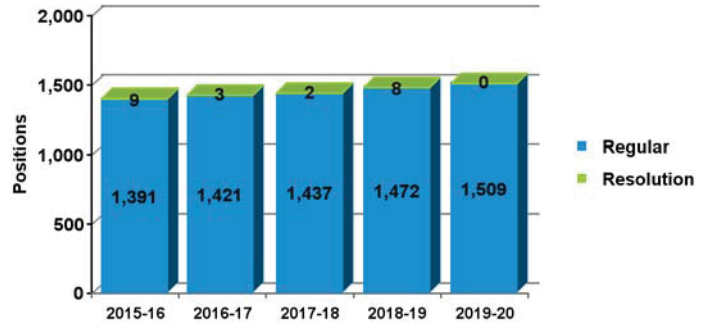
2019-20 Proposed Budget

## FIVE YEAR HISTORY OF BUDGET AND POSITION AUTHORITIES

FIVE YEAR BUDGET HISTORY



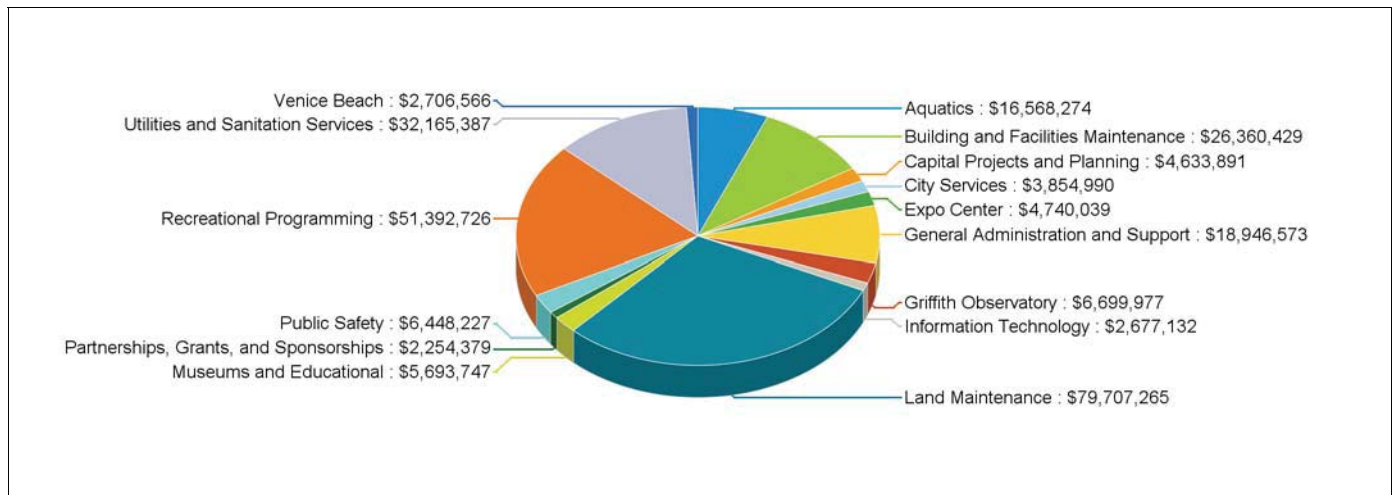
FIVE YEAR POSITION AUTHORITY HISTORY



## SUMMARY OF 2019-20 PROPOSED BUDGET CHANGES

	Total Budget		General Fund		Special Fund			
		Regular	Resolution	Regular	Resolution	Regular	Resolution	
2018-19 Adopted	\$248,422,111	1,472	8	-	-	\$248,422,111 100.0%	1,472	8
2019-20 Proposed	\$264,849,602	1,509	-	-	-	\$264,849,602 100.0%	1,509	-
Change from Prior Year	\$16,427,491	37	(8)	-	-	\$16,427,491	37	(8)

## 2019-20 FUNDING DISTRIBUTION BY PROGRAM



## MAIN BUDGET ITEMS

	Funding	Positions
* Full Funding for Partially Funded Facilities	\$199,521	-
* New and Expanded Facilities	\$2,263,987	14
* Data and Asset Management Group	\$700,000	3
* HVAC Assessment	\$762,831	10
* Bulky Item Illegal Dumping and Encampment Abatement Crew	\$508,562	7
* Utility and Sanitation Costs Increases	\$3,943,000	-

## Recapitulation of Changes

	Adopted Budget 2018-19	Total Budget Changes	Total Budget 2019-20
<b>EXPENDITURES AND APPROPRIATIONS</b>			
<b>Salaries</b>			
Salaries General	98,376,726	9,569,026	107,945,752
Salaries, As-Needed	38,623,854	1,069,399	39,693,253
Overtime General	1,764,595	-	1,764,595
Hiring Hall Salaries	982,246	-	982,246
Benefits Hiring Hall	344,236	-	344,236
Total Salaries	<u>140,091,657</u>	<u>10,638,425</u>	<u>150,730,082</u>
<b>Expense</b>			
Printing and Binding	484,917	600	485,517
Contractual Services	12,292,197	630,289	12,922,486
Field Equipment Expense	118,285	-	118,285
Maintenance Materials, Supplies and Services	9,380,141	1,251,368	10,631,509
Transportation	105,203	-	105,203
Utilities Expense Private Company	26,060,996	3,803,000	29,863,996
Uniforms	221,390	54,400	275,790
Animal Food/Feed and Grain	26,055	5,000	31,055
Camp Food	320,130	-	320,130
Office and Administrative	1,444,615	(41,378)	1,403,237
Operating Supplies	5,268,682	(107,213)	5,161,469
Leasing	103,004	-	103,004
Total Expense	<u>55,825,615</u>	<u>5,596,066</u>	<u>61,421,681</u>
<b>Equipment</b>			
Transportation Equipment	-	60,000	60,000
Other Operating Equipment	20,000	43,000	63,000
Total Equipment	<u>20,000</u>	<u>103,000</u>	<u>123,000</u>
<b>Special</b>			
Refuse Collection	2,240,490	90,000	2,330,490
Children's Play Equipment	1,067,250	-	1,067,250
General Fund Reimbursement	49,177,099	-	49,177,099
Total Special	<u>52,484,839</u>	<u>90,000</u>	<u>52,574,839</u>
<b>Total Recreation and Parks</b>	<b><u>248,422,111</u></b>	<b><u>16,427,491</u></b>	<b><u>264,849,602</u></b>



Recreation and Parks

**Recapitulation of Changes**

	Adopted Budget 2018-19	Total Budget Changes	Total Budget 2019-20
--	------------------------------	----------------------------	----------------------------

**SOURCES OF FUNDS**

Recreation and Parks Other Revenue	248,422,111	16,427,491	264,849,602
<b>Total Funds</b>	<b>248,422,111</b>	<b>16,427,491</b>	<b>264,849,602</b>
Percentage Change			6.61%
Positions	1,472	37	1,509

### Changes Applicable to Various Programs

The following changes involve two or more budgetary programs. These changes are explained below and apportioned as single entries in the affected programs. Single-program changes are shown only in the programs involved.

Program Changes	Direct Cost	Positions	Total Cost
<b>Changes in Salaries, Expense, Equipment, and Special</b>			
<b>Obligatory Changes</b>			
<b>1. 2018-19 Employee Compensation Adjustment</b> Related costs consist of employee benefits. <i>SG: \$5,203,146</i> <i>Related Costs: \$1,621,300</i>	5,203,146	-	6,824,446
<b>2. 2019-20 Employee Compensation Adjustment</b> Related costs consist of employee benefits. <i>SG: \$1,508,004</i> <i>Related Costs: \$469,895</i>	1,508,004	-	1,977,899
<b>3. Change in Number of Working Days</b> Increase funding to reflect two additional working days. Related costs consist of employee benefits. <i>SG: \$808,734</i> <i>Related Costs: \$239,870</i>	808,734	-	1,048,604
<b>4. Full Funding for Partially Financed Positions</b> Related costs consist of employee benefits. <i>SG: \$1,316,848</i> <i>Related Costs: \$390,578</i>	1,316,848	-	1,707,426
<b>5. Salary Step and Turnover Effect</b> Related costs consist of employee benefits. <i>SG: (\$805,519)</i> <i>Related Costs: (\$238,917)</i>	(805,519)	-	(1,044,436)

Recreation and Parks

Program Changes	Direct Cost	Positions	Total Cost
<b>Changes in Salaries, Expense, Equipment, and Special</b>			
<b>Deletion of One-Time Services</b>			
<b>6. Deletion of One-Time Equipment Funding</b> Delete one-time funding for equipment purchase. <i>EQ: (\$20,000)</i>	(20,000)	-	(20,000)
<b>7. Deletion of One-Time Expense Funding</b> Delete one-time Salaries, As-Needed and expense funding. <i>SAN: (\$223,168) EX: (\$236,432)</i>	(459,600)	-	(459,600)
<b>8. Deletion of Funding for Resolution Authorities</b> Delete funding for eight resolution authority positions. Resolution authorities are reviewed annually and continued only if sufficient funding is available to maintain the current service level. Related costs consist of employee benefits.  Eight positions are continued as regular positions: Bulky Item Illegal Dumping and Encampment Abatement (Seven positions) Service Coordinator Position (One position) <i>SG: (\$598,701)</i> <i>Related Costs: (\$158,065)</i>	(598,701)	-	(756,766)
<b>Increased Services</b>			
<b>9. Full Funding for Partially Funded Facilities</b> Add full-year funding for museums and educational, aquatics, land, and recreational programming for facilities that were partially financed in the previous fiscal year. <i>SAN: \$160,493 EX: \$39,028</i>	199,521	-	199,521
<b>10. New and Expanded Facilities</b> Add funding and regular authority for 14 positions consisting of three Aquatic Facility Manager Is, three Aquatic Facility Manager IIs, one Administrative Clerk, four Gardener Caretakers, and three Recreation Facility Directors to support various new and expanded Department facilities based on the scheduled opening dates. Increase funding in the Salaries, As-Needed (\$1,132,074), Contractual Services (\$126,995), Maintenance Materials, Supplies and Services (\$221,867), Uniforms (\$9,100), Office and Administrative (\$11,875 consisting of \$6,000 one-time and \$5,875 ongoing funds), Operating Supplies (\$31,150 consisting of \$15,000 one-time and \$16,150 ongoing funds), Transportation Equipment (\$60,000 of one-time funds), and Other Operating Equipment (\$63,000 of one-time funds) accounts. Related costs consist of employee benefits. <i>SG: \$607,926 SAN: \$1,132,074 EX: \$400,987</i> <i>EQ: \$123,000</i> <i>Related Costs: \$378,041</i>	2,263,987	14	2,642,028

Recreation and Parks

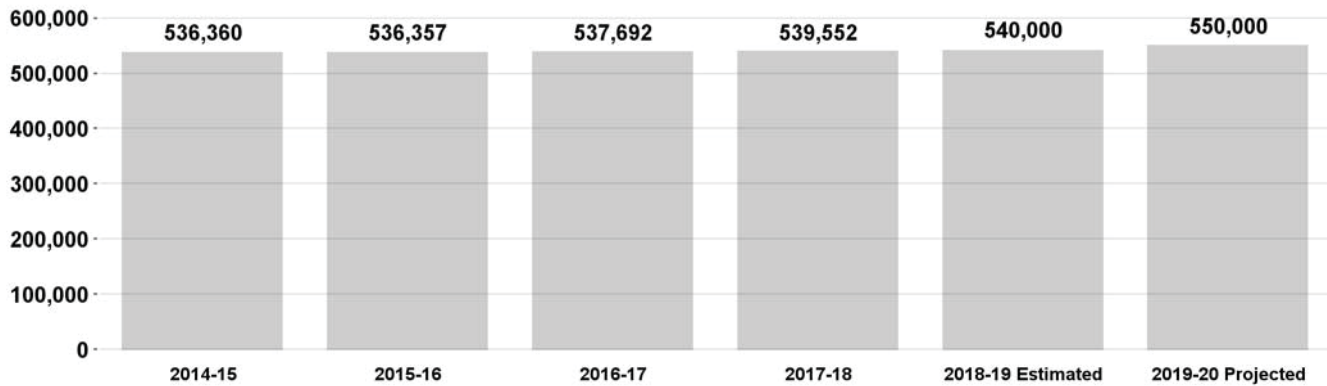
Program Changes	Direct Cost	Positions	Total Cost
<b>Changes in Salaries, Expense, Equipment, and Special</b>			
<b>New Services</b>			
<b>11. Data and Asset Management Group</b> Add nine-months funding and regular authority for three positions consisting of one Senior Systems Analyst I and one Data Analyst I to enhance the department's data analytic capabilities to increase accountability and efficiencies, and one Management Analyst to implement the City's Asset Management System at the department to assist with facilities management. Related costs consist of employee benefits. <i>SG: \$210,517 EX: \$489,483</i> <i>Related Costs: \$106,214</i>	700,000	3	806,214
<b>Other Changes or Adjustments</b>			
<b>12. Program Realignment</b> Transfer funding between programs and accounts to reflect actual expenditures of the Department. There will be no change to the level of services provided nor to the overall funding provided to the Department.	-	-	-
<b>13. Charter Mandated Appropriation</b> Increase the Department's General Fund appropriation by \$14,080,875 from \$193,411,135 to \$207,492,010 to meet the funding requirement set by the Charter. The additional appropriation will be used to fund Department's services, utilities (water, electricity, and sanitation services), and reimburse a portion of General Fund indirect costs (pensions, health, and Medicare benefits).	-	-	-
<b>TOTAL CHANGES APPLICABLE TO VARIOUS PROGRAMS</b>	<b>10,116,420</b>	<b>17</b>	

**Museums and Educational**

Priority Outcome: Create a more livable and sustainable city

This program provides historic and education-based services through museum facilities and exhibits. It promotes awareness of City history, historical knowledge, and environmental and cultural stewardship as well as the conservation of marine life and the preservation of historical artifacts.

**Number of Annual Museum Visitors (Excluding Griffith Observatory)**



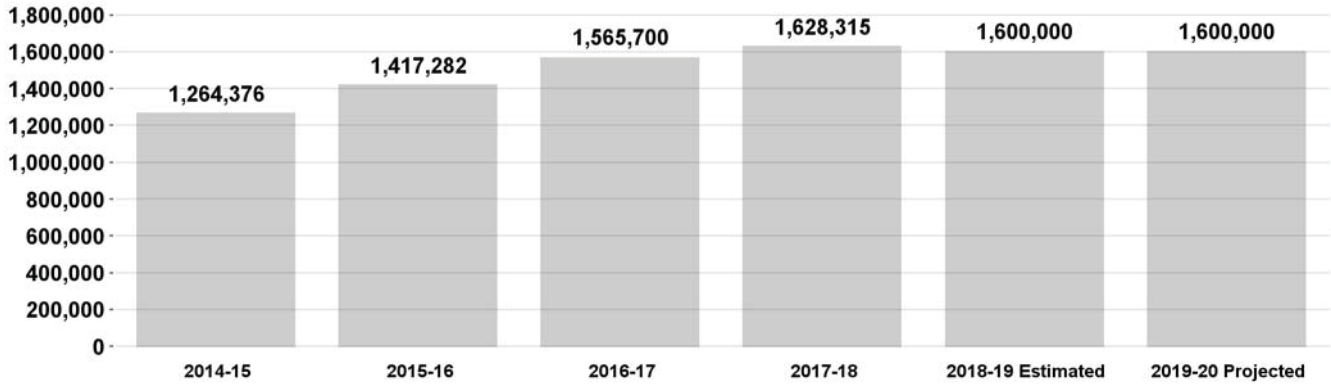
Program Changes	Direct Cost	Positions	Total Cost
<b>Changes in Salaries, Expense, Equipment, and Special</b>			
<b>Apportionment of Changes Applicable to Various Programs</b>	151,320	-	192,257
Related costs consist of employee benefits.			
<i>SG: \$129,149 SAN: \$20,821 EX: \$1,350</i>			
<i>Related Costs: \$40,937</i>			
<b>TOTAL Museums and Educational</b>	<b>151,320</b>	<b>-</b>	
2018-19 Program Budget	5,542,427	43	
Changes in Salaries, Expense, Equipment, and Special	151,320	-	
<b>2019-20 PROGRAM BUDGET</b>	<b>5,693,747</b>	<b>43</b>	

**Griffith Observatory**

Priority Outcome: Create a more livable and sustainable city

This program provides residents and visitors with observational, inspirational, and educational experiences through state-of-the-art planetarium shows, unique interactive exhibits, cutting-edge school programs, innovative public programs and events, and breathtaking vistas and historical architectures.

**Number of Griffith Observatory Visitors**



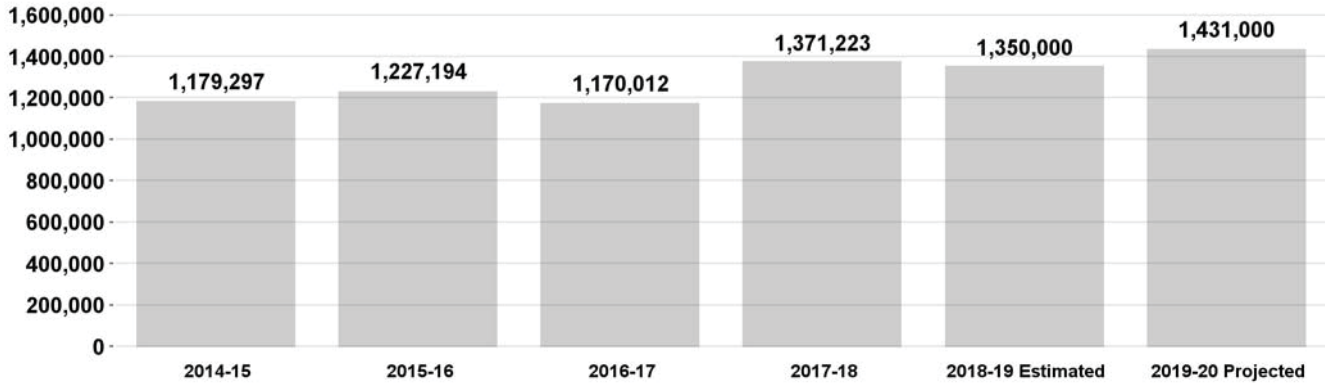
Program Changes	Direct Cost	Positions	Total Cost
<b>Changes in Salaries, Expense, Equipment, and Special</b>			
<b>Apportionment of Changes Applicable to Various Programs</b>	146,973	-	192,553
Related costs consist of employee benefits.			
SG: \$146,973			
Related Costs: \$45,580			
<b>TOTAL Griffith Observatory</b>	<b>146,973</b>	<b>-</b>	
2018-19 Program Budget	6,553,004	23	
Changes in Salaries, Expense, Equipment, and Special	146,973	-	
<b>2019-20 PROGRAM BUDGET</b>	<b>6,699,977</b>	<b>23</b>	

**Aquatics**

Priority Outcome: Create a more livable and sustainable city

This program provides recreation-based aquatic programs and activities at public swimming pools and open water facilities throughout the City, including lifeguard services and pool maintenance and operations.

**Total Attendance at City Aquatic Facilities**



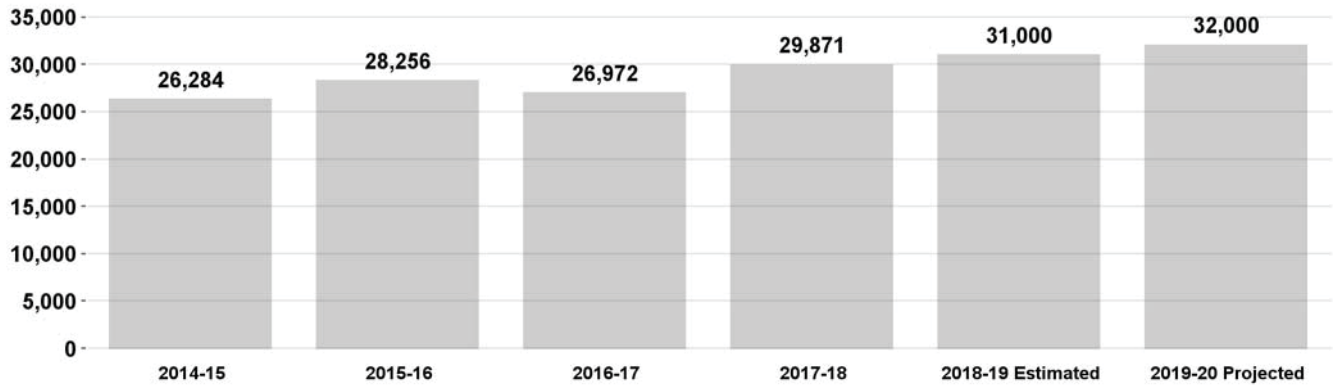
Program Changes	Direct Cost	Positions	Total Cost
<b>Changes in Salaries, Expense, Equipment, and Special</b>			
<b>Apportionment of Changes Applicable to Various Programs</b>	824,072	7	1,102,797
Related costs consist of employee benefits.			
SG: \$595,267 SAN: \$233,386 EX: (\$4,581)			
Related Costs: \$278,725			
<b>TOTAL Aquatics</b>	<b>824,072</b>	<b>7</b>	
2018-19 Program Budget	15,744,202	50	
Changes in Salaries, Expense, Equipment, and Special	824,072	7	
<b>2019-20 PROGRAM BUDGET</b>	<b>16,568,274</b>	<b>57</b>	

**Building and Facilities Maintenance**

Priority Outcome: Create a more livable and sustainable city

This program provides construction and maintenance services to park buildings and facilities.

**Maintenance Job Orders Completed**



**Program Changes**

**Direct Cost    Positions    Total Cost**

**Changes in Salaries, Expense, Equipment, and Special**

<b>Apportionment of Changes Applicable to Various Programs</b>	1,097,227	-	1,387,813
Related costs consist of employee benefits.			
<i>SG: \$937,227    EX: \$160,000</i>			
<i>Related Costs: \$290,586</i>			



**Building and Facilities Maintenance**

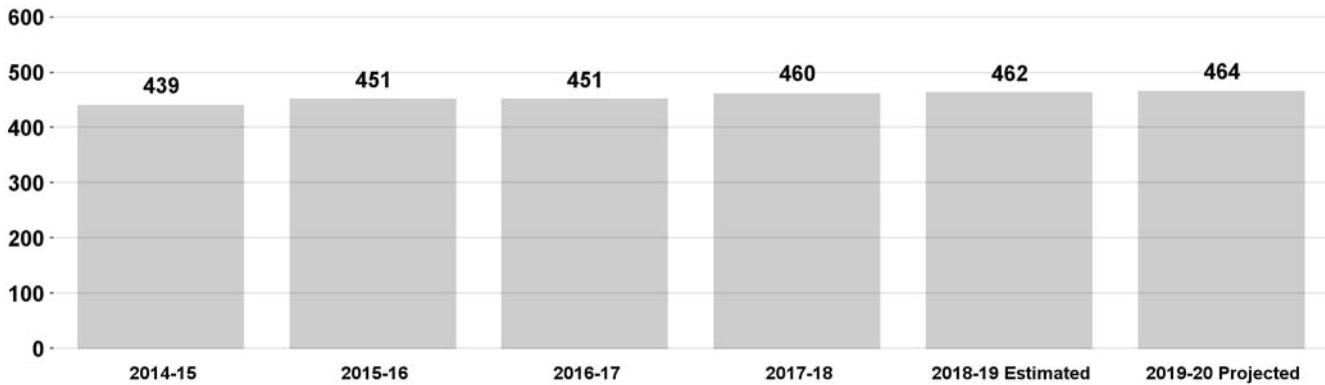
<b>Program Changes</b>	<b>Direct Cost</b>	<b>Positions</b>	<b>Total Cost</b>
<b>Changes in Salaries, Expense, Equipment, and Special</b>			
<b>Increased Services</b>			
<b>14. Citywide Pump Crew</b> Increase funding in the Maintenance Materials, Supplies and Services Account to fund maintenance and repairs at the Department's pools, water features, sewage ejectors, and pumping systems. <i>EX: \$150,000</i>	150,000	-	150,000
<b>15. Fire, Life, and Safety</b> Add funding in the Maintenance Materials, Supplies and Services Account to install and repair fire-life safety systems to comply with the Los Angeles Fire Department regulations. <i>EX: \$300,000</i>	300,000	-	300,000
<b>16. Gymnasium Floor Maintenance</b> Increase funding in the Maintenance Materials, Supplies and Services Account to maintain gym floors and basketball courts in Department facilities. <i>EX: \$160,000</i>	160,000	-	160,000
<b>17. HVAC Assessment</b> Add nine-months funding and regular authority for ten positions consisting of four Air Conditioning Mechanics, one Air Conditioning Mechanic Supervisor I, three Maintenance and Construction Helpers, one Senior Administrative Clerk, and one Administrative Clerk to perform maintenance of heating, ventilation, and air conditioning (HVAC) systems at all Department facilities. Add funding in the Maintenance Materials, Supplies and Services (\$185,000), and Operating Supplies (\$5,000) accounts. Related costs consist of employee benefits. <i>SG: \$572,831 EX: \$190,000</i> <i>Related Costs: \$313,884</i>	762,831	10	1,076,715
<b>TOTAL Building and Facilities Maintenance</b>	<b>2,470,058</b>	<b>10</b>	
2018-19 Program Budget	23,890,371	150	
Changes in Salaries, Expense, Equipment, and Special	2,470,058	10	
<b>2019-20 PROGRAM BUDGET</b>	<b>26,360,429</b>	<b>160</b>	

**Land Maintenance**

Priority Outcome: Create a more livable and sustainable city

This program provides general upkeep, cleanliness, and maintenance of park grounds and facilities, including public restrooms.

**Number of Parks Maintained**



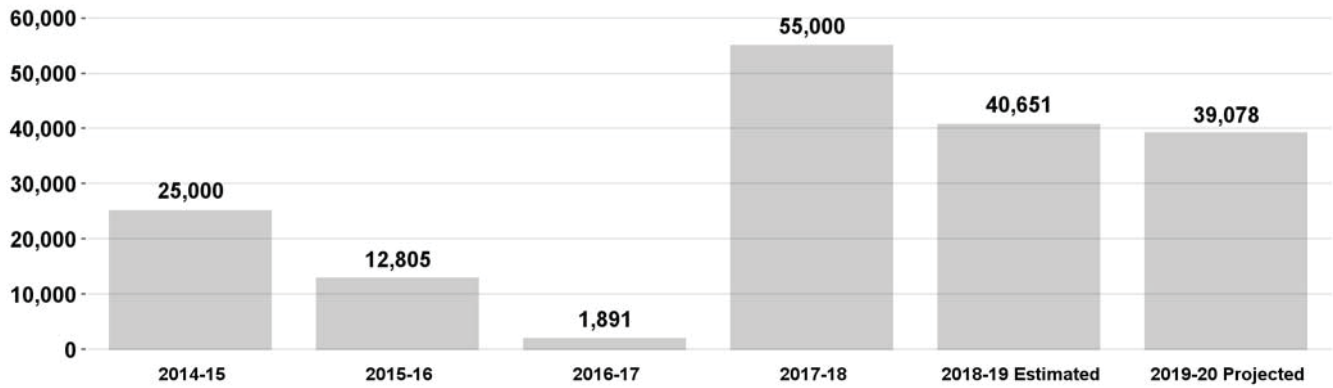
Program Changes	Direct Cost	Positions	Total Cost
<b>Changes in Salaries, Expense, Equipment, and Special</b>			
<b>Apportionment of Changes Applicable to Various Programs</b>	3,726,646	4	4,697,019
Related costs consist of employee benefits.			
SG: \$2,965,235 SAN: \$442,197 EX: \$216,214			
EQ: \$103,000			
Related Costs: \$970,373			
<b>Continuation of Services</b>			
<b>18. Bulky Item Illegal Dumping and Encampment Abatement</b>	508,562	7	761,803
Continue funding and add regular authority for seven positions consisting of three Gardener Caretakers, one Electrician, one Equipment Operator, one Plumber, and one Park Ranger to provide bulky item illegal dumping and encampment abatement services. Related costs consist of employee benefits.			
SG: \$508,562			
Related Costs: \$253,241			
<b>Increased Services</b>			
<b>19. Brush Clearance</b>	250,000	-	250,000
Increase funding in the Contractual Services Account for the Citywide Brush Clearance Program to complete brush clearance at Department-owned properties Citywide.			
EX: \$250,000			
<b>TOTAL Land Maintenance</b>	<b>4,485,208</b>	<b>11</b>	
2018-19 Program Budget	75,222,057	609	
Changes in Salaries, Expense, Equipment, and Special	4,485,208	11	
<b>2019-20 PROGRAM BUDGET</b>	<b>79,707,265</b>	<b>620</b>	

**Capital Projects and Planning**

Priority Outcome: Create a more livable and sustainable city

This program provides technical services to the Department including: property management, capital improvement administration, engineering, architectural, and environmental compliance. It also coordinates construction and maintenance projects and conducts long-range planning of park property and facilities.

**Additional Residents Served by Park within Walking Distance**



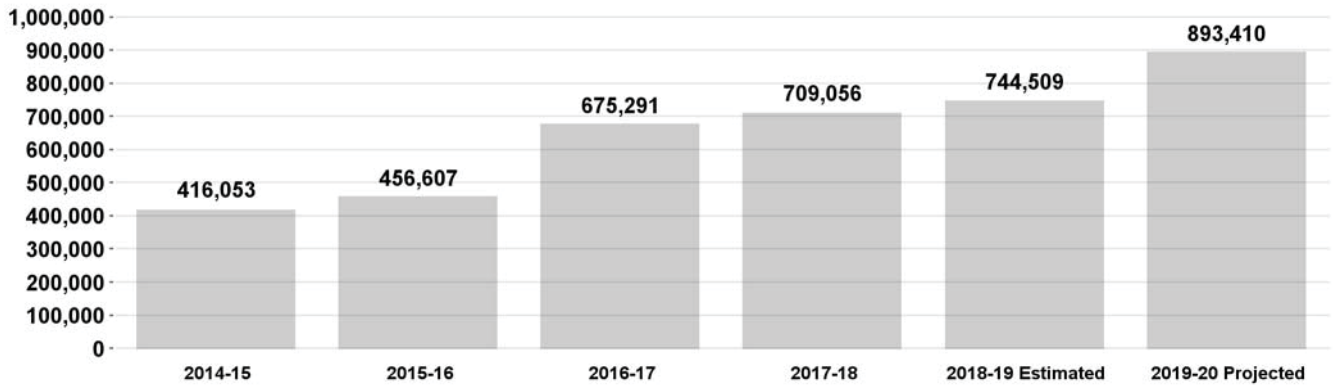
Program Changes	Direct Cost	Positions	Total Cost
<b>Changes in Salaries, Expense, Equipment, and Special</b>			
<b>Apportionment of Changes Applicable to Various Programs</b>	193,189	-	253,871
Related costs consist of employee benefits.			
SG: \$193,189			
Related Costs: \$60,682			
<b>TOTAL Capital Projects and Planning</b>	<b>193,189</b>	<b>-</b>	
2018-19 Program Budget	4,440,702	26	
Changes in Salaries, Expense, Equipment, and Special	193,189	-	
<b>2019-20 PROGRAM BUDGET</b>	<b>4,633,891</b>	<b>26</b>	

**Expo Center**

Priority Outcome: Create a more livable and sustainable city

This program provides recreational, educational, and cultural programs and services in and around South Los Angeles.

**Number of EXPO Center Visitors**



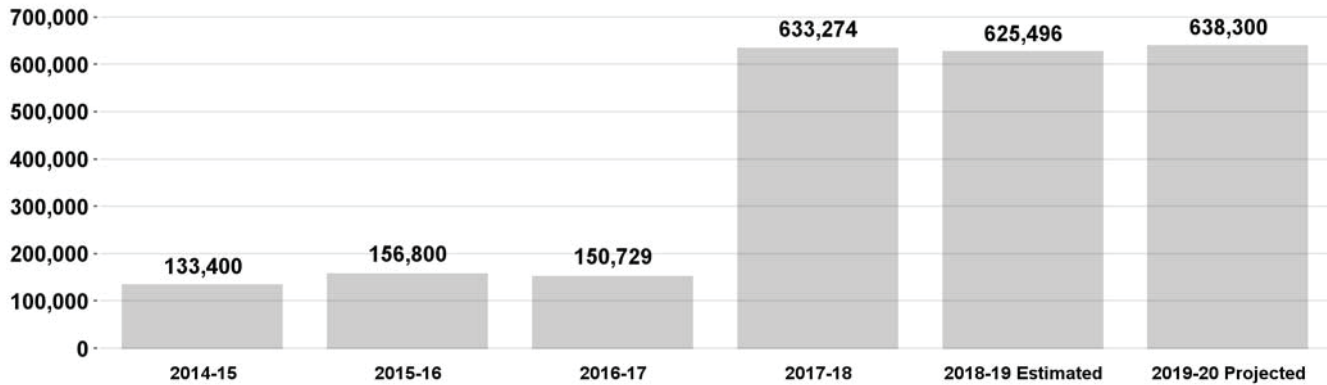
Program Changes	Direct Cost	Positions	Total Cost
<b>Changes in Salaries, Expense, Equipment, and Special</b>			
<b>Apportionment of Changes Applicable to Various Programs</b>	119,339	-	156,645
Related costs consist of employee benefits.			
SG: \$119,339			
Related Costs: \$37,306			
<b>TOTAL Expo Center</b>	<b>119,339</b>	<b>-</b>	
2018-19 Program Budget	4,620,700	30	
Changes in Salaries, Expense, Equipment, and Special	119,339	-	
<b>2019-20 PROGRAM BUDGET</b>	<b>4,740,039</b>	<b>30</b>	

**Partnerships, Grants, and Sponsorships**

Priority Outcome: Create a more livable and sustainable city

This program provides enhanced and expanded recreational programs, environmental stewardship, and improvements to park facilities through partnerships with private entities, sponsorships, donations, and grants.

**Increase in the Number of Participants from Collaborations**



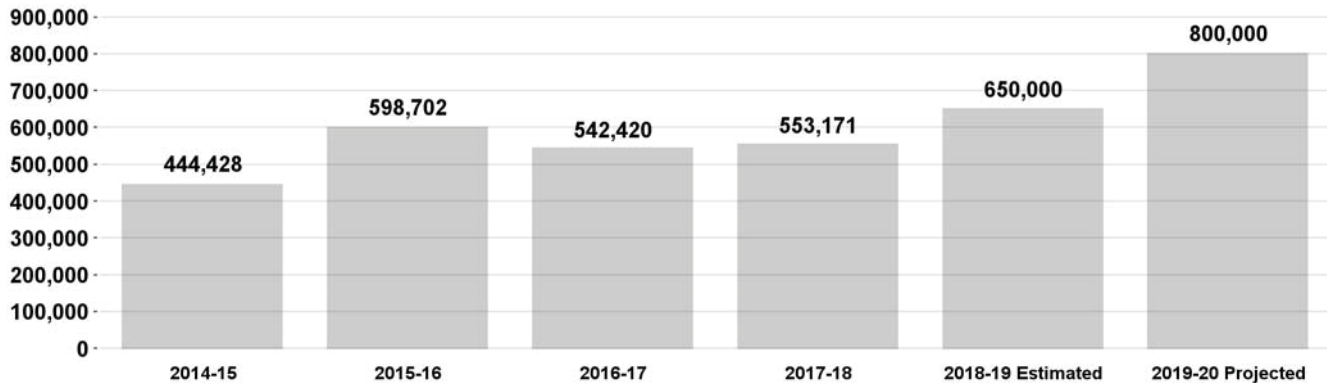
Program Changes	Direct Cost	Positions	Total Cost
<b>Changes in Salaries, Expense, Equipment, and Special</b>			
<b>Apportionment of Changes Applicable to Various Programs</b>	54,459	-	71,910
Related costs consist of employee benefits.			
SG: \$54,459			
Related Costs: \$17,451			
<b>TOTAL Partnerships, Grants, and Sponsorships</b>	<b>54,459</b>	<b>-</b>	
2018-19 Program Budget	2,199,920	16	
Changes in Salaries, Expense, Equipment, and Special	54,459	-	
<b>2019-20 PROGRAM BUDGET</b>	<b>2,254,379</b>	<b>16</b>	

**Recreational Programming**

Priority Outcome: Create a more livable and sustainable city

This program provides recreational activities, cultural activities, sports program activities, youth and senior activities, and community events.

**Number of Youth and Adult Sports Program Registrations**



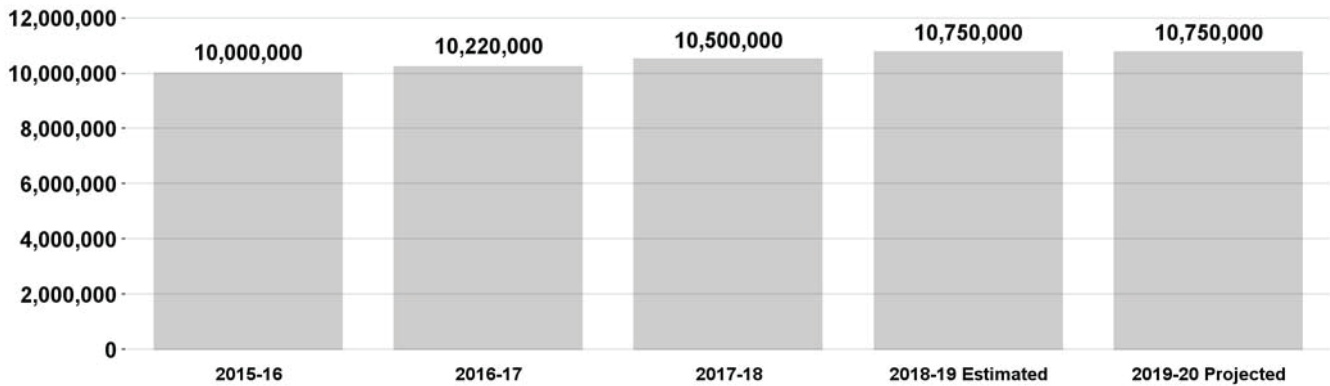
Program Changes	Direct Cost	Positions	Total Cost
<b>Changes in Salaries, Expense, Equipment, and Special</b>			
<b>Apportionment of Changes Applicable to Various Programs</b>	3,177,075	6	4,029,245
Related costs consist of employee benefits. SG: \$2,498,837 SAN: \$361,805 EX: \$316,433 Related Costs: \$852,170			
<b>Increased Services</b>			
20. <b>The Campo De Cahuenga</b>	77,913	1	115,730
Add funding and regular authority for one Recreation Facility Director to expand operating hours at the Campo de Cahuenga facility. Related costs consist of employee benefits. SG: \$77,913 Related Costs: \$37,817			
<b>New Services</b>			
21. <b>Adaptive Sports Programming</b>	47,558	1	75,916
Add nine-months funding and regular authority for one Recreation Coordinator to develop a Citywide adaptive sports program which includes clinics, classes, and team sports programs. Related costs consist of employee benefits. SG: \$47,558 Related Costs: \$28,358			
<b>TOTAL Recreational Programming</b>	<b>3,302,546</b>	<b>8</b>	
2018-19 Program Budget	48,090,180	337	
Changes in Salaries, Expense, Equipment, and Special	3,302,546	8	
<b>2019-20 PROGRAM BUDGET</b>	<b>51,392,726</b>	<b>345</b>	

**Venice Beach**

Priority Outcome: Create a more livable and sustainable city

This program provides recreational programming and maintenance services at the Venice Beach Boardwalk, Venice Skate Park, Muscle Beach, the Venice Recreation Center, and basketball and tennis courts in the area.

**Number of Annual Visitors**



Program Changes	Direct Cost	Positions	Total Cost
<b>Changes in Salaries, Expense, Equipment, and Special</b>			
<b>Apportionment of Changes Applicable to Various Programs</b>	85,337	-	107,330
Related costs consist of employee benefits.			
<i>SG: \$70,497 SAN: \$11,190 EX: \$3,650</i>			
<i>Related Costs: \$21,993</i>			
<b>TOTAL Venice Beach</b>	<b>85,337</b>	<b>-</b>	
2018-19 Program Budget	2,621,229	17	
Changes in Salaries, Expense, Equipment, and Special	85,337	-	
<b>2019-20 PROGRAM BUDGET</b>	<b>2,706,566</b>	<b>17</b>	

**Utilities and Sanitation Services**

Priority Outcome: Create a more livable and sustainable city  
 This program provides water, electricity, and refuse collection services for park grounds and facilities (including public restrooms).

Program Changes	Direct Cost	Positions	Total Cost
<b>Changes in Salaries, Expense, Equipment, and Special</b>			
<b>Increased Services</b>			
22. <b>Utility and Sanitation Costs Increases</b>	3,943,000	-	3,943,000
Add funding to the Utilities Expense Private Company and Refuse Collection Services accounts to address Department of Water and Power rate increases and refuse collection costs. <i>EX: \$3,853,000 SP: \$90,000</i>			
<b>TOTAL Utilities and Sanitation Services</b>	<b>3,943,000</b>	<b>-</b>	
2018-19 Program Budget	28,222,387	-	
Changes in Salaries, Expense, Equipment, and Special	3,943,000	-	
<b>2019-20 PROGRAM BUDGET</b>	<b>32,165,387</b>	<b>-</b>	

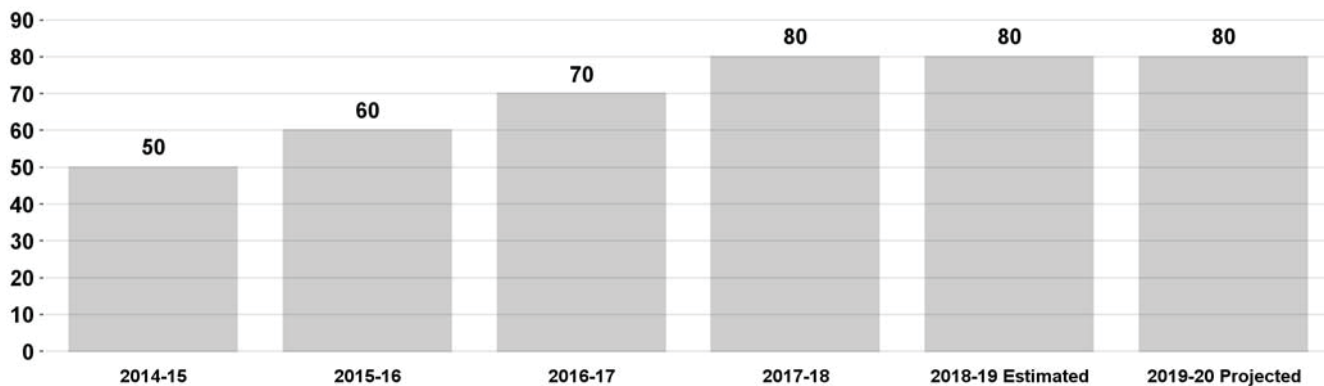


**Public Safety**

Priority Outcome: Create a more livable and sustainable city

This program consists of Park Ranger services. Park Rangers support the Department's recreation and community service mission by providing law enforcement, public education, resource protection, and visitor services on park property.

**Percent of Visitors Feeling 'Safe' or 'Very Safe'**



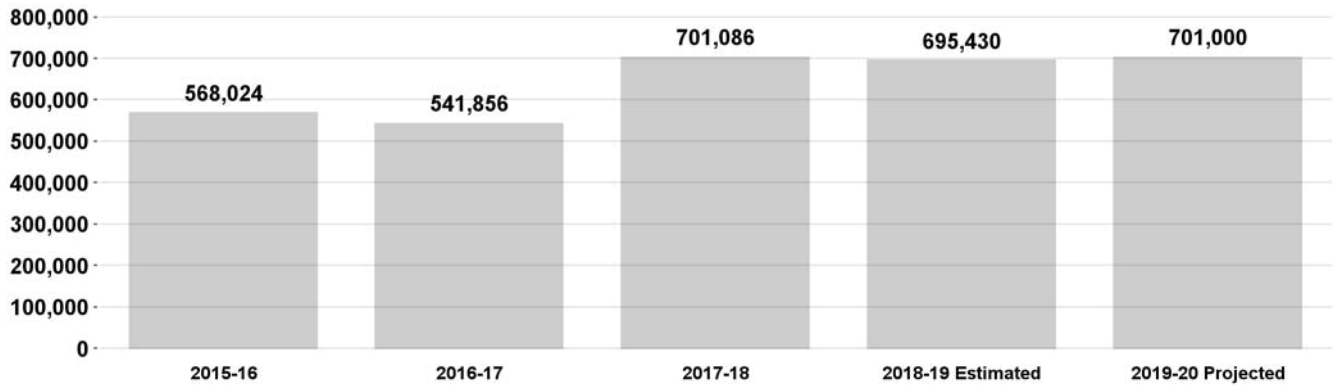
Program Changes	Direct Cost	Positions	Total Cost
<b>Changes in Salaries, Expense, Equipment, and Special</b>			
<b>Apportionment of Changes Applicable to Various Programs</b>	285,593	-	373,840
Related costs consist of employee benefits.			
<i>SG: \$285,593</i>			
<i>Related Costs: \$88,247</i>			
<b>TOTAL Public Safety</b>	<b>285,593</b>	<b>-</b>	
2018-19 Program Budget	6,162,634	55	
Changes in Salaries, Expense, Equipment, and Special	285,593	-	
<b>2019-20 PROGRAM BUDGET</b>	<b>6,448,227</b>	<b>55</b>	

**City Services**

Priority Outcome: Create a more livable and sustainable city

This program provides recreation programming, emergency preparedness services, and maintenance at facilities not owned by the Department.

**Number of Summer Night Lights Participants**



Program Changes	Direct Cost	Positions	Total Cost
<b>Changes in Salaries, Expense, Equipment, and Special</b>			
<b>Apportionment of Changes Applicable to Various Programs</b>	(351,686)	-	(421,801)
Related costs consist of employee benefits.			
SG: (\$351,686)			
Related Costs: (\$70,115)			
<b>TOTAL City Services</b>	<b>(351,686)</b>	<b>-</b>	
2018-19 Program Budget	4,206,676	10	
Changes in Salaries, Expense, Equipment, and Special	(351,686)	-	
<b>2019-20 PROGRAM BUDGET</b>	<b>3,854,990</b>	<b>10</b>	

**Information Technology**

This program provides administrative and professional services, as well as technical expertise, to align and deliver information technology resources to the Department.

<b>Program Changes</b>	<b>Direct Cost</b>	<b>Positions</b>	<b>Total Cost</b>
<b>Changes in Salaries, Expense, Equipment, and Special</b>			
<b>Apportionment of Changes Applicable to Various Programs</b>	126,088	-	164,844
Related costs consist of employee benefits.			
<i>SG: \$126,088</i>			
<i>Related Costs: \$38,756</i>			
<b>TOTAL Information Technology</b>	<b>126,088</b>	<b>-</b>	
2018-19 Program Budget	2,551,044	16	
Changes in Salaries, Expense, Equipment, and Special	126,088	-	
<b>2019-20 PROGRAM BUDGET</b>	<b>2,677,132</b>	<b>16</b>	

**General Administration and Support**

This program manages Department-wide activities including: policy formulation; administrative decision making; finance and administration; human resources; and public information functions.

Program Changes	Direct Cost	Positions	Total Cost
<b>Changes in Salaries, Expense, Equipment, and Special</b>			
<b>Apportionment of Changes Applicable to Various Programs</b> Related costs consist of employee benefits. <i>SG: \$480,788</i> <i>Related Costs: \$136,225</i>	480,788	-	617,013
<b>Continuation of Services</b>			
23. <b>Service Coordinator Position</b> Continue funding and add regular authority for one Service Coordinator to serve as a liaison to City Council offices and other governmental agencies. Related costs consist of employee benefits. <i>SG: \$111,207</i> <i>Related Costs: \$48,191</i>	111,207	1	159,398
<b>TOTAL General Administration and Support</b>	<b>591,995</b>	<b>1</b>	
2018-19 Program Budget	18,354,578	90	
Changes in Salaries, Expense, Equipment, and Special	591,995	1	
<b>2019-20 PROGRAM BUDGET</b>	<b>18,946,573</b>	<b>91</b>	

**RECREATION AND PARKS  
DETAIL OF CONTRACTUAL SERVICES ACCOUNT**

2017-18 Actual Expenditures	2018-19 Adopted Budget	2018-19 Estimated Expenditures	Program/Code/Description	2019-20 Contract Amount
<b>Museums and Educational - DC8801</b>				
\$ 2,694	\$ 5,000	\$ 5,000	1. Banning Museum alarm system.....	\$ 5,260
-	5,600	6,000	2. Cabrillo Marine Aquarium computer repair contract.....	5,600
39,528	14,740	15,000	3. Cabrillo Marine Aquarium design and exhibit services .....	14,740
-	2,000	2,000	4. Cabrillo Marine Aquarium ice machine rental.....	2,000
34,633	14,800	15,000	5. Cabrillo Marine Aquarium illustrator services.....	14,800
-	7,200	7,000	6. Cabrillo Marine Aquarium photocopier rental.....	7,200
-	7,000	7,000	7. Cabrillo Marine Aquarium veterinary services contract.....	7,000
10,665	9,260	9,000	8. Maritime Museum alarm system.....	9,260
533	5,000	5,000	9. Point Fermin Lighthouse conservation specialist services.....	5,240
-	5,446	5,000	10. Travel Town advertising.....	5,446
<u>\$ 88,053</u>	<u>\$ 76,046</u>	<u>\$ 76,000</u>	<b>Museums and Educational Total</b>	<u>\$ 76,546</u>
<b>Griffith Observatory - DC8802</b>				
\$ 174,584	\$ 335,500	\$ 335,000	11. Audio services, building security, graphic arts, rental modular building .....	\$ 335,500
1,372	2,000	2,000	12. Maintenance of projection and computer system .....	2,000
25,000	20,673	21,000	13. Observatory maintenance .....	20,673
<u>\$ 200,956</u>	<u>\$ 358,173</u>	<u>\$ 358,000</u>	<b>Griffith Observatory Total</b>	<u>\$ 358,173</u>
<b>Aquatics - DC8807</b>				
\$ -	\$ 45,000	\$ 45,000	14. Pool and bathhouse security .....	\$ 45,000
<u>\$ -</u>	<u>\$ 45,000</u>	<u>\$ 45,000</u>	<b>Aquatics Total</b>	<u>\$ 45,000</u>
<b>Building and Facilities Maintenance - DC8809</b>				
\$ 43,121	\$ 45,548	\$ 46,000	15. Emergency lighting regulation compliance .....	\$ 45,548
893,812	623,656	624,000	16. Facility and landscape services .....	623,656
65,282	134,453	134,000	17. Roofing services .....	134,453
426,118	600,000	600,000	18. Alarm / Fire Regulation 4 .....	600,000
<u>\$ 1,428,333</u>	<u>\$ 1,403,657</u>	<u>\$ 1,404,000</u>	<b>Building and Facilities Maintenance Total</b>	<u>\$ 1,403,657</u>
<b>Land Maintenance - DC8810</b>				
\$ 8,092	\$ 27,641	\$ 28,000	19. Chemical toilets .....	\$ 27,641
90,620	316,800	317,000	20. Department equipment analysis .....	316,800
113,023	128,133	128,000	21. Floor services .....	128,133
28,717	27,286	27,000	22. Pest control .....	27,286
2,812,189	2,582,794	2,583,000	23. Brush clearance services .....	2,832,794
4,774	4,167	4,000	24. Equipment repair .....	4,167
445,758	137,910	138,000	25. Fencing .....	149,108
55	451,000	450,000	26. Harbor Regional Park vegetation management services .....	451,000
733,597	394,565	395,000	27. Safety and maintenance .....	433,997
335,897	334,792	335,000	28. Synthetic field maintenance .....	409,792
192,485	181,153	181,000	29. Tree trimming services .....	186,320
305,792	353,510	354,000	30. Utility costs and maintenance for joint use agreements with LAUSD.....	353,510
<u>\$ 5,070,999</u>	<u>\$ 4,939,751</u>	<u>\$ 4,940,000</u>	<b>Land Maintenance Total</b>	<u>\$ 5,320,548</u>
<b>Capital Projects and Planning - DC8811</b>				
\$ 67,472	\$ 24,500	\$ 25,000	31. Environmental regulatory fees .....	\$ 24,500
27,910	45,000	45,000	32. Environmental services .....	45,000
119,246	91,000	91,000	33. Hazardous materials disposal .....	91,000
<u>\$ 214,628</u>	<u>\$ 160,500</u>	<u>\$ 161,000</u>	<b>Capital Projects and Planning Total</b>	<u>\$ 160,500</u>

**RECREATION AND PARKS  
DETAIL OF CONTRACTUAL SERVICES ACCOUNT**

2017-18 Actual Expenditures	2018-19 Adopted Budget	2018-19 Estimated Expenditures	Program/Code/Description	2019-20 Contract Amount
<b>EXPO Center - DC8812</b>				
\$ 432,585	\$ 572,955	\$ 573,000	34. EXPO Center facility and professional services .....	\$ 572,955
<u>\$ 432,585</u>	<u>\$ 572,955</u>	<u>\$ 573,000</u>	<b>EXPO Center Total</b>	<u>\$ 572,955</u>
<b>Recreational Programming - DC8820</b>				
\$ 172,495	\$ 160,000	\$ 160,000	35. Bus rentals for youth activities .....	\$ 160,000
65,590	186,780	187,000	36. CLASS Parks tree trimming, entertainment, training services .....	186,780
245,785	423,600	424,000	37. Youth specialist services.....	263,600
6,272	58,829	59,000	38. ITA data and phone hookup and Fire Safety Inspection .....	58,829
557,004	51,250	51,000	39. Recreation center security .....	38,000
-	14,000	14,000	40. Camp Hollywoodland maintenance services .....	14,000
-	1,000	1,000	41. Camp Seely housing allowance.....	1,000
615	2,400	2,000	42. Chimney and kitchen inspection services.....	2,400
-	5,500	5,000	43. Out-of-town camp septic tank pumping and chemical toilets services.....	5,500
-	-	-	44. Expanded Universal Play.....	489,483
25,520	49,749	50,000	45. Out-of-town camp waste management services .....	49,749
<u>\$ 1,073,281</u>	<u>\$ 953,108</u>	<u>\$ 953,000</u>	<b>Recreational Programming Total</b>	<u>\$ 1,269,341</u>
<b>Venice Beach - DC8821</b>				
\$ -	\$ 102,200	\$ 102,000	46. Venice Beach 24-hour restroom services.....	\$ 102,200
339,560	202,850	203,000	47. Venice Beach cameras and maintenance.....	202,850
<u>\$ 339,560</u>	<u>\$ 305,050</u>	<u>\$ 305,000</u>	<b>Venice Beach Total</b>	<u>\$ 305,050</u>
<b>Public Safety - DC8823</b>				
\$ 170,666	\$ 159,858	\$ 160,000	48. Ranger expenses .....	\$ 92,617
<u>\$ 170,666</u>	<u>\$ 159,858</u>	<u>\$ 160,000</u>	<b>Public Safety Total</b>	<u>\$ 92,617</u>
<b>City Services - DC8824</b>				
\$ 1,527	\$ -	\$ -	49. Housing Authority of the City of Los Angeles services .....	\$ -
2,374,521	1,947,767	1,948,000	50. Public building landscaping .....	1,947,767
<u>\$ 2,376,048</u>	<u>\$ 1,947,767</u>	<u>\$ 1,948,000</u>	<b>City Services Total</b>	<u>\$ 1,947,767</u>
<b>Technology Support - DC8849</b>				
\$ 16,473	\$ 8,000	\$ 8,000	51. Computer training and technical services .....	\$ 8,000
<u>\$ 16,473</u>	<u>\$ 8,000</u>	<u>\$ 8,000</u>	<b>Technology Support Total</b>	<u>\$ 8,000</u>
<b>General Administration and Support - DC8850</b>				
\$ 110,725	\$ 172,805	\$ 173,000	52. Audit consulting .....	\$ 172,805
569,144	763,966	764,000	53. Equipment and office machine rentals .....	763,966
363,160	366,266	366,000	54. Waste management services .....	366,266
-	59,295	59,000	55. Human resources safety training .....	59,295
<u>\$ 1,043,029</u>	<u>\$ 1,362,332</u>	<u>\$ 1,362,000</u>	<b>General Administration and Support Total</b>	<u>\$ 1,362,332</u>
<u>\$ 12,454,611</u>	<u>\$ 12,292,197</u>	<u>\$ 12,293,000</u>	<b>TOTAL CONTRACTUAL SERVICES ACCOUNT</b>	<u>\$ 12,922,486</u>

## Recreation and Parks

Position Counts			Code	Title	2019-20 Salary Range and Annual Salary	
2018-19	Change	2019-20				
<u>GENERAL</u>						
<u>Regular Positions</u>						
1	-	1	0847	Astronomical Observer	2810	(58,672 - 88,155)
-	1	1	0883	Service Coordinator	4288	(89,533 - 130,875)
6	-	6	1116	Secretary	2350	(49,068 - 73,685)
2	-	2	1117-2	Executive Administrative Assistant II	2827	(59,027 - 88,698)
1	-	1	1117-3	Executive Administrative Assistant III	3031	(63,287 - 95,066)
1	-	1	1129	Personnel Records Supervisor	2825	(58,986 - 86,255)
1	-	1	1170-1	Payroll Supervisor I	3045	(63,579 - 92,957)
1	-	1	1170-2	Payroll Supervisor II	3248	(67,818 - 99,159)
1	-	1	1191-1	Archivist I	2805	(58,568 - 85,608)
13	-	13	1223	Accounting Clerk	2284	(47,689 - 71,618)
1	-	1	1253	Chief Clerk	3166	(66,106 - 96,653)
24	2	26	1358	Administrative Clerk	1752	(36,581 - 54,935)
24	1	25	1368	Senior Administrative Clerk	2162	(45,142 - 67,818)
1	-	1	1429	Applications Programmer	2825	(58,986 - 86,255)
3	-	3	1431-3	Programmer/Analyst III	3534	(73,789 - 110,851)
1	-	1	1455-1	Systems Programmer I	4170(8)	(87,069 - 127,305)
1	-	1	1455-2	Systems Programmer II	4486	(93,667 - 136,931)
2	-	2	1461-2	Communications Information Representative II	2162	(45,142 - 67,818)
4	-	4	1513	Accountant	2635	(55,018 - 80,471)
1	-	1	1517-1	Auditor I	2829	(59,069 - 86,401)
1	-	1	1518	Senior Auditor	3562	(74,374 - 108,763)
1	-	1	1523-1	Senior Accountant I	3061	(63,913 - 93,438)
3	-	3	1523-2	Senior Accountant II	3315	(69,217 - 101,205)
2	-	2	1525-2	Principal Accountant II	4020	(83,937 - 122,732)
1	-	1	1539	Management Assistant	2390	(49,903 - 72,996)
1	-	1	1542	Project Assistant	2390	(49,903 - 72,996)
1	-	1	1555-1	Fiscal Systems Specialist I	4209	(87,883 - 128,516)
1	-	1	1593-4	Departmental Chief Accountant IV	5736	(119,767 - 179,943)
4	-	4	1596	Systems Analyst	3360	(70,156 - 102,562)
4	1	5	1597-1	Senior Systems Analyst I	3974	(82,977 - 121,333)
1	-	1	1597-2	Senior Systems Analyst II	4917	(102,666 - 150,127)
2	-	2	1670-1	Graphics Designer I	2288	(47,773 - 69,864)
1	-	1	1670-3	Graphics Designer III	3102	(64,769 - 94,732)
2	-	2	1702-1	Emergency Management Coordinator I	3965	(82,789 - 121,020)
1	-	1	1714-3	Personnel Director III	6146	(128,328 - 187,648)

## Recreation and Parks

Position Counts					2019-20 Salary Range and Annual Salary	
2018-19	Change	2019-20	Code	Title		
<u>GENERAL</u>						
<u>Regular Positions</u>						
1	-	1	1726-2	Safety Engineering Associate II	3407(8)	(71,138 - 104,024)
1	-	1	1727	Safety Engineer	4170	(87,069 - 127,305)
-	1	1	1779-1	Data Analyst I	3322	(69,363 - 104,191)
1	-	1	1785-1	Public Relations Specialist I	2390	(49,903 - 72,996)
2	-	2	1793-1	Photographer I	2483	(51,845 - 75,794)
1	-	1	1800-1	Public Information Director I	4045	(84,459 - 126,866)
1	-	1	1802	Video Production Coordinator	2650	(55,332 - 80,930)
41	1	42	1966	Park Ranger	2431	(50,759 - 76,274)
8	-	8	1967-1	Senior Park Ranger I	2730	(57,002 - 85,649)
2	-	2	1967-2	Senior Park Ranger II	3021	(63,078 - 94,732)
1	-	1	1968	Chief Park Ranger	4771	(99,618 - 149,667)
1	-	1	2397	Banning Residence Museum Director	3148	(65,730 - 96,110)
3	-	3	2398	Historic Site Curator	2616	(54,622 - 79,866)
4	-	4	2400-1	Aquarist I	2667	(55,686 - 81,432)
1	-	1	2400-2	Aquarist II	2964	(61,888 - 90,452)
1	-	1	2402	Marine Aquarium Exhibits Director	3168	(66,147 - 96,757)
1	-	1	2403	Marine Aquarium Program Director	3168	(66,147 - 96,757)
1	-	1	2404	Marine Aquarium Administrator	4166	(86,986 - 127,180)
1	-	1	2406	Maritime Museum Director	3151	(65,792 - 96,194)
1	-	1	2407	Maritime Museum Curator	2537	(52,972 - 77,443)
2	-	2	2412-1	Park Services Attendant I	1365(5)	(28,501 - 42,824)
7	-	7	2412-2	Park Services Attendant II	1944	(40,590 - 60,969)
3	-	3	2419	Aquatic Director	3097(8)	(64,665 - 94,502)
3	-	3	2422	Senior Park Services Attendant	2284	(47,689 - 69,697)
18	3	21	2423-1	Aquatic Facility Manager I	2346	(48,984 - 71,639)
16	3	19	2423-2	Aquatic Facility Manager II	2614	(54,580 - 79,803)
1	-	1	2423-3	Aquatic Facility Manager III	2911(10)	(60,781 - 88,865)
2	-	2	2424	Principal Park Services Attendant	2676	(55,874 - 81,703)
3	-	3	2425-2	Marine Aquarium Curator II	2849	(59,487 - 86,965)
1	-	1	2426	Park Services Supervisor	3168	(66,147 - 96,757)
92	4	96	2434	Recreation Facility Director	2455	(51,260 - 77,047)
32	-	32	2446-1	Senior Recreation Director I	2591	(54,100 - 81,223)
28	-	28	2446-2	Senior Recreation Director II	2740	(57,211 - 85,942)
15	-	15	2460	Recreation Supervisor	3168	(66,147 - 96,757)
6	-	6	2464-1	Principal Recreation Supervisor I	3410	(71,200 - 106,947)
3	-	3	2464-2	Principal Recreation Supervisor II	3920	(81,849 - 123,004)



## Recreation and Parks

Position Counts						
2018-19	Change	2019-20	Code	Title	2019-20 Salary Range and Annual Salary	
<u>GENERAL</u>						
<u>Regular Positions</u>						
156	1	157	2469	Recreation Coordinator	2205	(46,040 - 69,175)
6	-	6	2472	Superintendent of Rec & Parks Operations	5736	(119,767 - 179,943)
1	-	1	2475	Executive Director Expo Center	5736	(119,767 - 179,943)
9	-	9	2490-2	Child Care Associate II	1769(5)	(36,936 - 55,499)
2	-	2	2491-2	Child Care Center Director II	2591	(54,100 - 81,223)
3	-	3	2493-1	Aquarium Educator I	2268	(47,355 - 71,117)
2	-	2	2493-2	Aquarium Educator II	2431	(50,759 - 76,274)
1	-	1	2495	Volunteer Coordinator	2849	(59,487 - 86,965)
1	-	1	2500	Community Program Director	4031	(84,167 - 123,066)
7	-	7	3112	Maintenance Laborer	1746	(36,456 - 54,789)
16	-	16	3114	Tree Surgeon	2233	(46,625 - 70,052)
14	3	17	3115	Maintenance and Construction Helper	1849	(38,607 - 57,983)
5	-	5	3117-1	Tree Surgeon Supervisor I	2774	(57,921 - 87,006)
1	-	1	3117-2	Tree Surgeon Supervisor II	3307	(69,050 - 103,731)
1	-	1	3118	Sandblast Operator	2070	(43,221 - 64,915)
3	-	3	3127-2	Construction and Maintenance Supervisor II		(126,997)
1	-	1	3140	Camp Manager	2142	(44,724 - 67,170)
365	7	372	3141	Gardener Caretaker	1849	(38,607 - 57,983)
93	-	93	3143	Senior Gardener	2070	(43,221 - 64,915)
26	-	26	3145	Park Maintenance Supervisor	2398	(50,070 - 75,188)
8	-	8	3146	Senior Park Maintenance Supervisor	3293	(68,757 - 103,293)
5	-	5	3147-2	Principal Grounds Maintenance Supervisor II	3920	(81,849 - 123,004)
6	-	6	3151	Tree Surgeon Assistant	1746	(36,456 - 54,789)
1	-	1	3325	Playground Equipment Supervisor		(88,343)
11	-	11	3333-1	Building Repairer I	2070	(43,221 - 64,915)
1	-	1	3333-2	Building Repairer II	2235	(46,666 - 70,156)
14	-	14	3344	Carpenter		(86,312)
2	-	2	3345	Senior Carpenter		(94,889)
1	-	1	3346	Carpenter Supervisor		(99,159)
4	-	4	3351	Cement Finisher Worker	2172	(45,351 - 68,131)
1	-	1	3352-1	Floor Finisher I	2299(6)	(48,003 - 72,077)
5	-	5	3353	Cement Finisher		(79,244)
1	-	1	3354	Cement Finisher Supervisor		(95,108)
1	-	1	3364-1	Cook I	1628	(33,992 - 51,072)
1	-	1	3364-2	Cook II	1746	(36,456 - 54,789)

## Recreation and Parks

Position Counts			Code	Title	2019-20 Salary Range and Annual Salary	
2018-19	Change	2019-20				
<u>GENERAL</u>						
<u>Regular Positions</u>						
17	-	17	3423	Painter		(82,726)
2	-	2	3424	Senior Painter		(90,995)
2	-	2	3426	Painter Supervisor		(95,108)
2	-	2	3428	Sign Painter		(82,726)
20	1	21	3443	Plumber		(94,455)
1	-	1	3444	Senior Plumber		(103,778)
3	-	3	3446	Plumber Supervisor		(108,482)
3	-	3	3451	Masonry Worker		(89,852)
4	-	4	3476	Roofer		(77,078)
2	-	2	3477	Senior Roofer		(84,715)
37	-	37	3523	Light Equipment Operator	2112	(44,098 - 66,231)
13	1	14	3525	Equipment Operator		(94,539)
1	-	1	3558	Power Shovel Operator		(95,416)
9	-	9	3583	Truck Operator	2070(6)	(43,221 - 64,915)
6	-	6	3584	Heavy Duty Truck Operator	2183(6)	(45,581 - 68,507)
2	-	2	3585	Motor Sweeper Operator	2572	(53,703 - 80,659)
2	-	2	3686	Communications Electrician		(90,645)
1	-	1	3723	Upholsterer		(78,957)
1	-	1	3734-1	Equipment Specialist I	3073	(64,164 - 93,813)
1	-	1	3734-2	Equipment Specialist II	3407	(71,138 - 104,024)
1	-	1	3763	Machinist		(101,127)
3	-	3	3771	Mechanical Helper	1946	(40,632 - 61,053)
13	-	13	3773	Mechanical Repairer		(82,000)
6	4	10	3774	Air Conditioning Mechanic		(94,455)
1	-	1	3775	Sheet Metal Worker		(90,953)
1	1	2	3781-1	Air Conditioning Mechanic Supervisor I		(103,841)
1	-	1	3795	Mechanical Repair Supervisor		(96,528)
2	-	2	3796	Welder		(87,361)
1	-	1	3799	Electrical Craft Helper		(63,680)
17	1	18	3863	Electrician		(90,645)
1	-	1	3864	Senior Electrician		(99,487)
1	-	1	3865	Electrician Supervisor		(104,123)
25	-	25	3913	Irrigation Specialist	2235	(46,666 - 70,156)
1	-	1	4150-2	Street Services Worker II	2070	(43,221 - 64,915)
2	-	2	5923	Building Operating Engineer		(92,352)

## Recreation and Parks

Position Counts						
2018-19	Change	2019-20	Code	Title	2019-20 Salary Range and Annual Salary	
<u>GENERAL</u>						
<u>Regular Positions</u>						
1	-	1	6215	Astronomical Lecturer	2666	(55,666 - 83,645)
1	-	1	6216	Observatory Program Supervisor	3190	(66,607 - 100,036)
1	-	1	6229-1	Observatory Director I	4772	(99,639 - 149,688)
1	-	1	6229-2	Observatory Director II	5736	(119,767 - 179,943)
1	-	1	6230	Curator of Griffith Observatory	4135	(86,338 - 126,198)
1	-	1	6331	Observatory Technical Supervisor	3582	(74,792 - 109,369)
1	-	1	7213	Geographic Information Systems Specialist	3425	(71,514 - 104,587)
1	-	1	7237	Civil Engineer	4542	(94,836 - 142,464)
1	-	1	7304-2	Environmental Supervisor II	4178	(87,236 - 131,063)
1	-	1	7310-2	Environmental Specialist II	3453	(72,098 - 108,346)
1	-	1	7310-3	Environmental Specialist III	3845	(80,283 - 120,582)
1	-	1	7525-4	Electrical Engineering Associate IV	4178	(87,236 - 131,063)
1	-	1	7925	Architect	4178	(87,236 - 131,063)
1	-	1	7926-2	Architectural Associate II	3453	(72,098 - 108,346)
1	-	1	7929-1	Landscape Architect I	4178	(87,236 - 131,063)
1	-	1	7929-2	Landscape Architect II	4421	(92,310 - 138,643)
4	-	4	7933-3	Landscape Architectural Associate III	3845	(80,283 - 120,582)
1	-	1	7941	City Planning Associate	3547	(74,061 - 108,283)
1	-	1	7944	City Planner	4178	(87,236 - 127,555)
1	-	1	7957-4	Structural Engineering Associate IV	4178	(87,236 - 131,063)
1	-	1	9134	Principal Project Coordinator	4587	(95,776 - 140,021)
5	-	5	9167-1	Senior Personnel Analyst I	4135	(86,338 - 126,198)
1	-	1	9167-2	Senior Personnel Analyst II	5117	(106,842 - 156,182)
3	-	3	9171-1	Senior Management Analyst I	3969	(82,872 - 121,145)
6	-	6	9171-2	Senior Management Analyst II	4917	(102,666 - 150,127)
2	-	2	9182	Chief Management Analyst	5736	(119,767 - 179,943)
21	1	22	9184	Management Analyst	3360	(70,156 - 102,562)
1	-	1	9230	Chief Financial Officer	6675	(139,374 - 209,342)
4	-	4	9241	Assistant General Manager Recreation & Parks	6570	(137,181 - 206,043)
1	-	1	9243	General Manager Rec & Parks		(253,650)
1	-	1	9375	Director of Systems	5736	(119,767 - 179,943)
1	-	1	9485	Senior Civil Engineer	4915	(102,625 - 154,115)
1	-	1	9734-1	Commission Executive Assistant I	2650	(55,332 - 80,930)
1	-	1	9734-2	Commission Executive Assistant II	3360	(70,156 - 102,562)
1,472	37	1,509				

## Recreation and Parks

Position Counts			Code	Title	2019-20 Salary Range and Annual Salary	
2018-19	Change	2019-20				
<u>Commissioner Positions</u>						
5	-	5	0101-2	Commissioner	\$50/mtg	
5	-	5				
 <u>AS NEEDED</u>						
<u>To be Employed As Needed in Such Numbers as Required</u>						
			0710-A	Theater Technician	\$15/hr	
			0710-B	Theater Technician	\$17.50/hr	
			0710-C	Theater Technician	\$20/hr	
			0834	Park Activity Monitor	\$20.02/hr	
			0835-A	Day Camp Director I	\$20.96/hr	
			0835-B	Day Camp Director I	\$22.53/hr	
			0835-C	Day Camp Director II	\$24.37/hr	
			0835-D	Day Camp Director II	\$26.20/hr	
			0844	Locker Room Attendant	\$15.72/hr	
			0848-B	Observatory Lecturer	\$32.50/hr	
			0849	Telescope Demonstrator	2133	(44,537 - 65,145)
			1121-1	Delivery Driver I	1702	(35,537 - 53,390)
			1121-2	Delivery Driver II	1857	(38,774 - 58,255)
			1131-1	Swimming Pool Clerk I	1126(8)	(23,510 - 35,308)
			1131-2	Swimming Pool Clerk II	1395(8)	(29,127 - 43,785)
			1358	Administrative Clerk	1752	(36,581 - 54,935)
			1501	Student Worker	\$15.23/hr	
			1502	Student Professional Worker	1350(9)	(28,188 - 41,217)
			1535-1	Administrative Intern I	1520(12)	(31,737 - 46,374)
			1535-2	Administrative Intern II	1654(12)	(34,535 - 50,508)
			1542	Project Assistant	2390	(49,903 - 72,996)
			1550	Program Aide	1824	(38,085 - 55,666)
			2401	Museum Guide	\$16.58/hr	
			2408	Seasonal Pool Manager II	\$28.05/hr	
			2409	Seasonal Pool Manager I	\$21.35/hr	
			2413	Pool Lifeguard	\$18.22/hr	
			2415	Special Program Assistant II	\$15.78/hr	
			2416	Special Program Assistant III	\$19.66/hr	
			2418-1	Assistant Park Services Attendant I	\$15.78/hr	
			2418-2	Assistant Park Services Attendant II	\$19.66/hr	
			2420-1	Open Water Lifeguard I	\$26.41/hr	
			2420-2	Open Water Lifeguard II	\$30.17/hr	

## Recreation and Parks

Position Counts			Code	Title	2019-20 Salary Range and Annual Salary	
2018-19	Change	2019-20				
<u>AS NEEDED</u>						
<u>To be Employed As Needed in Such Numbers as Required</u>						
			2421-A	Residential Camp Counselor	\$12.50/hr	
			2421-B	Residential Camp Counselor	\$15/hr	
			2427-A	Senior Residential Camp Counselor	\$17.50/hr	
			2427-B	Senior Residential Camp Counselor	\$20/hr	
			2427-C	Senior Residential Camp Counselor	\$22.50/hr	
			2435	Recreation Aide	\$13.25/hr	
			2453	Golf Starter	1911	(39,901 - 59,967)
			2476	Lifeguard Recruit	\$15/hr	
			2490-1	Child Care Associate I	\$21.34/hr	
			2498	Recreation Assistant	\$17.29/hr	
			2499	Recreation Instructor	\$18.08- \$26.83/hr	
			3181	Security Officer	1927	(40,235 - 60,405)
			3364-1	Cook I	1628	(33,992 - 51,072)

### HIRING HALL

#### Hiring Hall to be Employed As Needed in Such Numbers as Required

0855	Air Conditioning Mechanic - Hiring Hall	\$42.71/hr
0857	Cabinet Maker - Hiring Hall	\$44.36/hr
0858	Carpenter - Hiring Hall	\$44.36/hr
0858-A	Carpenter Apprentice (1st period)	\$20.46/hr
0858-B	Carpenter Apprentice (2nd period)	\$24.28/hr
0858-C	Carpenter Apprentice - Hiring Hall	\$29.09/hr
0858-D	Carpenter Apprentice (4th period)	\$31/hr
0858-E	Carpenter Apprentice (5th period)	\$32.91/hr
0858-F	Carpenter Apprentice (6th period)	\$34.82/hr
0858-G	Carpenter Apprentice (7th period)	\$36.73/hr
0858-H	Carpenter Apprentice (8th period)	\$40.54/hr
0858-Z	City Craft Assistant - Hiring Hall	\$25.39/hr
0859	Carpet Layer - Hiring Hall	\$32.52/hr
0860-1	Cement Finisher I - Hiring Hall	\$15.39/hr
0860-2	Cement Finisher II - Hiring Hall	\$38.98/hr
0861-1	Communications Electrician I	\$36.62/hr
0861-2	Communications Electrician II	\$50.93/hr
0862	Electrical Craft Helper - Hiring Hall	\$31.15/hr
0863	Electrical Mechanic - Hiring Hall	\$41.22/hr

## Recreation and Parks

Position Counts			Code	Title	2019-20 Salary Range and Annual Salary
2018-19	Change	2019-20			
<u>HIRING HALL</u>					
<u>Hiring Hall to be Employed As Needed in Such Numbers as Required</u>					
			0864	Electrical Repairer - Hiring Hall	\$41.22/hr
			0865	Electrician - Hiring Hall	\$41.22/hr
			0868	Glazier - Hiring Hall	\$39.99/hr
			0869	Masonry Worker - Hiring Hall	\$36.09/hr
			0870	Painter - Hiring Hall	\$30.56/hr
			0871	Pile Driver Worker - Hiring Hall	\$44.48/hr
			0872-1	Pipefitter I - Hiring Hall	\$22.13/hr
			0872-2	Pipefitter II - Hiring Hall	\$30.83/hr
			0872-3	Pipefitter III - Hiring Hall	\$45.44/hr
			0873	Plasterer - Hiring Hall	\$39.02/hr
			0874	Plumber I - Hiring Hall	\$22.86/hr
			0874-2	Plumber II - Hiring Hall	\$45.44/hr
			0875	Roofer - Hiring Hall	\$34.58/hr
			0876	Sheet Metal Worker - Hiring Hall	\$40.29/hr
			0878	Sign Painter - Hiring Hall	\$30.56/hr
			0880-1	Tile Setter I - Hiring Hall	\$14.41/hr
			0880-2	Tile Setter II - Hiring Hall	\$35.32/hr
		Regular Positions	Commissioner Positions		
<b>Total</b>		1,509	5		

# CITY EMPLOYEES' RETIREMENT FUND

## BASIS FOR THE PROPOSED BUDGET

<u>2018-19</u>			<u>2019-20<sup>1</sup></u>
Adopted Budget	Estimated Expenditures		Proposed Budget
\$ 110,370,050	\$ 111,761,000	Special Fund (Harbor, Airports, LACERS, and LAFPP)	\$ 117,461,561
<u>488,413,914</u>	<u>488,400,000</u>	Tax and Revenue Anticipation Notes	<u>555,420,036</u>
<u>\$ 598,783,964</u>	<u>\$ 600,161,000</u>	Total	<u>\$ 672,881,597</u>

<sup>1)</sup> The total budgeted contribution may differ from the LACERS Budget due to LACERS accounting of the true-up (a credit adjustment of \$36,017,160). Although settled by the City in 2019-20, the amount will subsequently be applied to the 2018-19 contribution and reflected as such in the Comprehensive Annual Financial Report (CAFR).

The City's contribution to the Los Angeles City Employees' Retirement System (LACERS) is based on rates prepared by an actuary and adopted by the LACERS Board, and includes the required payments for the family death benefit, excess benefit, and limited term retirement plans. The budget also reflects the true-up adjustment for the prior fiscal year resulting from the reconciliation of budgeted covered payroll with actual covered payroll and an adjustment from the enhanced benefit for Airport Peace Officers who remained with LACERS. The contribution will be funded through the issuance of tax and revenue anticipation notes.

By funding the required contribution through the issuance of notes, the City will be able to make the entire contribution in July 2019, rather than spreading the payments throughout the year. As a result, the pension fund is expected to gain additional investment earnings on the payment, which discounts the City contribution by approximately 3.3 percent. This discount reduces the required City General Fund contribution to the pension fund by approximately \$19.0 million and is reflected above. The appropriation for the payment of the principal and borrowing costs on the tax and revenue anticipation notes is in the 2019 Tax and Revenue Anticipation Notes (TRAN), Debt Service Fund. The proprietary departments and the pension systems (LACERS and Los Angeles Fire and Police Pensions) are also anticipated to fund their portion of the contribution in July 2019.

The net \$67.0 million General Fund increase in the City's contribution from 2018-19 is due to increases in the contribution rates and covered payroll, which are partially offset by a one-time true-up credit. Specifically, the 2019-20 budget is inclusive of a one-time \$26.4 million credit to the General Fund from the 2018-19 true-up adjustment. Expressed as a percentage of the City's budgeted payroll, the Tier 1 contribution rate has increased from 28.31 percent in 2018-19 to 29.89 percent in 2019-20. The contribution rate for the Tier 3 benefit plan (i.e., City employees who became members of LACERS on or after February 21, 2016) increased from 25.88 percent to 27.70 percent. These rates include the enhanced benefit cost for Airport Peace Officers who remained in LACERS which is borne exclusively by the Department of Airports. The final contribution obligation for all other agencies has been adjusted accordingly to apply the full cost to the Department of Airports. Further, these rates reflect recent demographic assumption changes adopted by the LACERS Board in 2018, including revised mortality tables. Economic assumptions remained unchanged with a 7.25 percent investment return assumption.

The system's overall funded ratio, using actuarial value of assets, decreased slightly from 72.8 percent to 71.6 percent as of June 30, 2018 and is broken down as follows: retirement (70.1 percent) and health (80.7 percent).

CITY CONTRIBUTION:	2018-19 Adopted Budget	2019-20 Proposed Budget	Change From 2018-19 Budget
<b>Tier 1 Requirements</b>			
<b>Retirement</b>			
1. Employer Normal Cost	\$ 138,503,815	\$ 135,349,910	\$ (3,153,905)
2. Amortization of UAAL <sup>1</sup>	342,125,096	369,392,464	27,267,368
<b>Health</b>			
3. Employer Normal Cost	\$ 74,213,239	\$ 67,674,954	\$ (6,538,285)
4. Amortization of UAAL	<u>30,388,150</u>	<u>29,607,794</u>	<u>(780,356)</u>
<b>Subtotal</b>	<b>\$ <u>585,230,300</u></b>	<b>\$ <u>602,025,122</u></b>	<b>\$ <u>16,794,822</u></b>
<b>Tier 3 Requirements<sup>2</sup></b>			
<b>Retirement</b>			
1. Employer Normal Cost	\$ 5,084,793	\$ 14,405,025	\$ 9,320,232
2. Amortization of UAAL	23,055,702	69,891,048	46,835,346
<b>Health</b>			
3. Employer Normal Cost	\$ 5,864,925	\$ 15,662,607	\$ 9,797,682
4. Amortization of UAAL	<u>2,047,849</u>	<u>5,601,955</u>	<u>3,554,106</u>
<b>Subtotal</b>	<b>\$ <u>36,053,269</u></b>	<b>\$ <u>105,560,635</u></b>	<b>\$ <u>69,507,366</u></b>
<b>TOTAL CITY ACTUARIAL CONTRIBUTION</b>	<b>\$ <u>621,283,569</u></b>	<b>\$ <u>707,585,757</u></b>	<b>\$ <u>86,302,188</u></b>
<b>ADJUSTMENTS:</b>			
<b>Other Adjustments</b>			
Family Death Benefit Plan	\$ 110,000	\$ 104,000	\$ (6,000)
Excess Benefit Plan Fund	1,116,000	1,188,000	72,000
Limited Term Plan Fund	<u>20,000</u>	<u>21,000</u>	<u>1,000</u>
<b>Subtotal</b>	<b>\$ <u>1,246,000</u></b>	<b>\$ <u>1,313,000</u></b>	<b>\$ <u>67,000</u></b>
<b>Annual Contribution True-Up Owed/(Credited)<sup>3</sup></b>	<b>\$ <u>(23,745,605)</u></b>	<b>\$ <u>(36,017,160)</u></b>	<b>\$ <u>(12,271,555)</u></b>
<b>Subtotal</b>	<b>\$ <u>(23,745,605)</u></b>	<b>\$ <u>(36,017,160)</u></b>	<b>\$ <u>(12,271,555)</u></b>
<b>GRAND TOTAL PAYMENT</b>	<b>\$ <u>598,783,964</u></b>	<b>\$ <u>672,881,597</u></b>	<b>\$ <u>74,097,633</u></b>



<b>Financing Source</b>	<b>2018-19 Adopted Budget</b>	<b>2019-20 Proposed Budget</b>	<b>Change From 2018-19 Budget</b>
Tax and Revenue Anticipation Notes	\$ 488,413,914	\$ 555,420,036	\$ 67,006,122
Airports	81,370,828	87,210,566	5,839,738
Harbor	22,492,929	23,175,744	682,815
City Employees Retirement System (LACERS)	3,353,092	3,881,161	528,069
Fire and Police Pensions System (LAFPP)	<u>3,153,201</u>	<u>3,194,090</u>	<u>40,889</u>
<b>TOTAL FINANCING SOURCE</b>	<u>\$ 598,783,964</u>	<u>\$ 672,881,597</u>	<u>\$ 74,097,633</u>

1. Unfunded Actuarial Accrued Liability (UAAL).

2. Effective February 21, 2016, LACERS members hired on or after February 21, 2016 are Tier 3 Members.

3. The annual City contribution to LACERS is based on total budgeted payroll and the actuarially determined contribution rate. LACERS conducts a true-up based on actual covered payroll for all benefit tiers. The amount is reflected as an adjustment to the annual required City contribution for the following fiscal year. The true-up adjustment is broken down as follows: City General Fund (\$26,448,146), Airports (\$7,002,839), Harbor (\$1,980,805), LACERS (\$312,695), and LAFPP (\$272,675).

**THIS PAGE INTENTIONALLY LEFT BLANK**

# FIRE AND POLICE PENSION FUND

## BASIS FOR THE PROPOSED BUDGET

2018-19			2019-20
Adopted Budget	Estimated Expenditures		Proposed Budget
\$ 687,867,488	\$ 687,867,000	Tax and Revenue Anticipation Notes	\$ 708,700,765
\$ 687,867,488	\$ 687,867,000	Total	\$ 708,700,765

The City's contribution to the Los Angeles Fire and Police Pension (LAFPP) Fund is based on rates prepared by an actuary and adopted by the LAFPP Board. The total contribution also includes the Excess Benefit Plan payment which is transferred to the Controller. The contribution and Excess Benefit Plan will be funded through the issuance of tax and revenue anticipation notes.

By funding the required General Fund contribution through the issuance of notes, the City will be able to make the entire contribution in July 2019, rather than spreading the payments throughout the year. As a result, the pension fund expects to gain additional investment earnings on the payment, which discounts the City contribution by approximately 3.3 percent. The discount reduces the required City General Fund contribution to the pension fund by approximately \$23.2 million and is reflected above. The appropriation for the payment of the principal and borrowing costs on the tax and revenue anticipation notes is in the 2019 Tax and Revenue Anticipation Notes (TRAN), Debt Service Fund. The Harbor Department and the Department of Airports transmit their contribution payments to LAFPP separately.

The \$20.8 million increase in the City General Fund contribution from 2018-19 is due to an increase in both covered payroll and the contribution rate. Expressed as a percentage of the City's budgeted payroll, the 2019-20 combined City contribution rate is 47.37 percent compared to 46.85 percent in 2018-19. The larger contribution rate is based on the most recent LAFPP valuation which includes an assumed rate of investment return of 7.25 percent. The increase in the combined contribution rate is a result of gain layers from the June 2003 valuation being fully amortized, higher than expected salary increases for active members, and higher than expected cost of living adjustments for Tier 1 and Tier 2 beneficiaries. This increase was partially offset by a higher than expected return on the value of assets and amortizing the prior year's unfunded actuarial accrued liability over a larger than expected payroll.

The system's overall funded ratio, using actuarial value of assets, increased from 85.6 percent to 86.9 percent as of June 30, 2018 and is broken down as follows: retirement (92.9 percent) and health (51.3 percent).

CITY CONTRIBUTION:	2018-19 Adopted Budget	2019-20 Proposed Budget	Change from 2018-19 Budget
<b>Actuarial Requirements</b>			
<b>TIER 1 requirements:</b>			
<b>Retirement</b>			
1. Amortization of UAAL <sup>1</sup>	\$ 14,731,272	\$ 14,561,099	\$ (170,173)
<b>Health</b>			
2. Amortization of UAAL	<u>\$ 1,654,195</u>	<u>\$ 1,565,954</u>	<u>\$ (88,241)</u>
<b>Subtotal</b>	<b><u>\$ 16,385,467</u></b>	<b><u>\$ 16,127,053</u></b>	<b><u>\$ (258,414)</u></b>
<b>TIER 2 requirements:</b>			
<b>Retirement</b>			
1. Employer Normal Cost	\$ 363,460	\$ 371,567	\$ 8,107
2. Amortization of UAAL	16,888,019	13,761,727	(3,126,292)
3. Pension Admin Expenses <sup>2</sup>	16,447	16,753	306
<b>Health</b>			
4. Employer Normal Cost	\$ 48,021	\$ 42,332	\$ (5,689)
5. Amortization of UAAL	63,146,505	64,919,450	1,772,945
6. Health Admin Expenses	<u>1,322</u>	<u>1,346</u>	<u>24</u>
<b>Subtotal</b>	<b><u>\$ 80,463,774</u></b>	<b><u>\$ 79,113,175</u></b>	<b><u>\$ (1,350,599)</u></b>
<b>TIER 3 requirements:</b>			
<b>Retirement</b>			
1. Employer Normal Cost	\$ 15,414,502	\$ 14,827,064	\$ (587,438)
2. Amortization of UAAL	25,699,159	-	(25,699,159)
3. Pension Admin Expenses	1,019,743	971,698	(48,045)
<b>Health</b>			
4. Employer Normal Cost	\$ 4,115,390	\$ 3,930,170	\$ (185,220)
5. Amortization of UAAL	5,580,389	5,833,776	253,387
6. Health Admin Expenses	<u>81,944</u>	<u>78,083</u>	<u>(3,861)</u>
<b>Subtotal</b>	<b><u>\$ 51,911,127</u></b>	<b><u>\$ 25,640,791</u></b>	<b><u>\$ (26,270,336)</u></b>
<b>TIER 4 requirements:</b>			
<b>Retirement</b>			
1. Employer Normal Cost	\$ 6,177,637	\$ 6,180,212	\$ 2,575
2. Amortization of UAAL	17,328,576	7,778,367	(9,550,209)
3. Pension Admin Expenses	378,292	368,575	(9,717)
<b>Health</b>			
4. Employer Normal Cost	\$ 1,476,013	\$ 1,431,519	\$ (44,494)
5. Amortization of UAAL	3,377,604	3,440,432	62,828
6. Health Admin Expenses	<u>30,398</u>	<u>29,618</u>	<u>(780)</u>
<b>Subtotal</b>	<b><u>\$ 28,768,520</u></b>	<b><u>\$ 19,228,723</u></b>	<b><u>\$ (9,539,797)</u></b>

1. Unfunded Actuarial Accrued Liability (UAAL).

2. Administrative expenses are separately identified in the contribution rate in conjunction with Governmental Accounting Standards Board (GASB 67) reporting.

<b>CITY CONTRIBUTION:</b>	<b>2018-19 Adopted Budget</b>	<b>2019-20 Proposed Budget</b>	<b>Change from 2018-19 Budget</b>
<b>TIER 5 requirements:</b>			
<b>Retirement</b>			
1. Employer Normal Cost	\$ 225,140,052	\$ 222,365,572	\$ (2,774,480)
2. Amortization of UAAL	113,780,457	149,721,604	35,941,147
3. Pension Admin Expenses	12,911,257	12,732,589	(178,668)
<b>Health</b>			
4. Employer Normal Cost	\$ 48,878,332	\$ 47,860,892	\$ (1,017,440)
5. Amortization of UAAL	38,157,377	38,538,818	381,441
6. Health Admin Expenses	<u>1,037,512</u>	<u>1,023,154</u>	<u>(14,358)</u>
<b>Subtotal</b>	<b><u>\$ 439,904,987</u></b>	<b><u>\$ 472,242,629</u></b>	<b><u>\$ 32,337,642</u></b>
<b>TIER 6 requirements:</b>			
<b>Retirement</b>			
1. Employer Normal Cost	\$ 30,594,482	\$ 38,458,492	\$ 7,864,010
2. Amortization of UAAL	18,697,680	31,323,336	12,625,656
3. Pension Admin Expenses	2,121,723	2,663,792	542,069
<b>Health</b>			
4. Employer Normal Cost	\$ 12,578,784	\$ 15,625,992	\$ 3,047,208
5. Amortization of UAAL	6,270,448	8,062,727	1,792,279
6. Health Admin Expenses	<u>170,496</u>	<u>214,055</u>	<u>43,559</u>
<b>Subtotal</b>	<b><u>\$ 70,433,613</u></b>	<b><u>\$ 96,348,394</u></b>	<b><u>\$ 25,914,781</u></b>
<b>NET GENERAL FUND ACTUARIAL CONTRIBUTION</b>	<b><u>\$ 687,867,488</u></b>	<b><u>\$ 708,700,765</u></b>	<b><u>\$ 20,833,277</u></b>
<b>General Fund to LAFPP</b>	\$ 686,592,552	\$ 707,170,644	\$ 20,578,092
<b>General Fund to Excess Benefit Plan Fund</b>	\$ 1,274,936	\$ 1,530,121	\$ 255,185
<b>Financing Source</b>			
Tax and Revenue Anticipation Notes	<u>\$ 687,867,488</u>	<u>\$ 708,700,765</u>	<u>\$ 20,833,277</u>
<b>TOTAL FINANCING SOURCE</b>	<b><u>\$ 687,867,488</u></b>	<b><u>\$ 708,700,765</u></b>	<b><u>\$ 20,833,277</u></b>

**THIS PAGE INTENTIONALLY LEFT BLANK**



---

2019-20

**Non-Departmental Schedules  
Other Supplemental Schedules**

# ACCESSIBLE HOUSING PROGRAM

## BASIS FOR THE PROPOSED BUDGET

The 2019-20 Proposed Budget for the Accessible Program relates to the current year funding as follows:

	General Fund	Special Funds *	Other Funds **	Total
2018-19 Adopted Budget	\$ 15,113,289	\$ 33,392,172	\$ 36,556,815	\$ 85,062,276
2019-20 Proposed Budget	\$ 16,134,422	\$ 39,801,385	\$ 42,180,113	\$ 98,115,920
Change from 2018-19 Budget	\$ 1,021,133	\$ 6,409,213	\$ 5,623,298	\$ 13,053,644
% Change	6.8%	19.2%	15.4%	15.3%

\* Special Funds include Proposition HHH bond proceeds used to subsidize the construction of accessible units.

\*\* Other funds consist of subsidies for the construction of accessible units from other funding sources including tax credits, State, and County funds.

In 2016, the City Council and Mayor approved a settlement relative to the class action lawsuit, *Independent Living Center of Southern California v. the City of Los Angeles, et al* (Settlement Agreement) (C.F. 16-1389).

The terms of the Settlement Agreement require the City to:

- Invest \$200 million over 10 years (an average value of \$20 million per year) and hire staff, architects, contractors, consultants, and experts in accessibility standards to implement the program; and,
- Produce 4,000 units of accessible rental housing (target number of accessible units) within 10 years by retrofitting existing housing developments and financing new units.

Funding in 2019-20 for the Accessible Housing Program is provided by the General Fund, Special Funds (Proposition HHH bond proceeds and HOME Investment Partnership Program funding), and subsidies for the construction of accessible units from Low Income Housing Tax Credits.

The 2019-20 Proposed Budget includes the following:

- \$7.6 million for the Housing and Community Investment Department and the City Attorney's Office to implement the requirements of the Settlement Agreement;
- \$39.3 million for the construction of accessible units under the Proposition HHH program and funded by Proposition HHH Bond Proceeds; and,
- \$6 million in the Unappropriated Balance to pay for the contracts associated with inspecting accessibility and conducting accessibility retrofits.

Funding in 2019-20 will produce 256 accessible units toward the City's 10-year goal of 4,000 units.



Accessible Housing Program

The 2019-20 Proposed Budget includes administrative resources to support the program, resources for the construction of new and rehabilitation of existing accessible units, and other resources required to meet the requirements of the Settlement Agreement. Resources are allocated as follows:

<b>ACCESSIBLE HOUSING PROGRAM FUND</b>	<b>2018-19 Adopted Budget</b>	<b>2019-20 Proposed Budget</b>
<b>DEPARTMENT APPROPRIATIONS</b>		
<b>CITY ATTORNEY</b> – Funds are provided for one Deputy City Attorney to support the Accessible Housing Program.	\$ 135,736	\$ 137,119
<b>HOUSING AND COMMUNITY INVESTMENT DEPARTMENT</b>		
<b>Salaries</b> – Funds are provided for 38 employees in the Housing and Community Investment Department (HCID) to support the Accessible Housing Program, as well as a portion of the salaries for HCID administrative and support staff.	3,790,711	4,052,533
<b>Printing and Binding</b> – Funds are provided for materials to ensure that non-discriminatory rental occupancy policies are adopted and implemented by owners and property management agents, as well as annual training for City staff, owners, and property managers in Federal and State laws related to nondiscrimination in regard to people with disabilities.	14,600	5,000
<b>Travel</b> – Funds are provided for staff to attend national conferences for Americans with Disability Act Coordinators.	15,000	17,500
<b>Contractual Services</b>		
<b>Court Monitor</b> – Funds are provided for a Court Monitor appointed by the District Court to ensure the Settlement Agreement is implemented effectively and to assist the Court in monitoring the City’s compliance.	850,000	850,000
<b>Architecture Services</b> – Funds are provided for the Chief Architect to be licensed to carry out accessibility inspections, write scopes of work, and develop and prepare architectural drawings and plans.	800,000	1,268,000
<b>General Contractors</b> – Funds are provided for general contractors to conduct accessibility retrofit alterations geared towards making the projects and units accessible for persons with mobility and/or hearing/vision impairments, pursuant to the Settlement Agreement, State and Federal laws and regulations.	500,000	-
<b>Modification of HCID Systems</b> – Funds are provided for modification to HCID’s Housing Information Management System (HIMS) to allow it to meet the data collection and reporting requirements mandated by the Settlement Agreement.	710,280	710,280
<b>Website Registry Development</b> – Funds are provided to create and maintain a Website Registry for accessible housing with specified requirements intended to ensure equal access to affordable housing units financed through the City.	330,000	330,000
<b>Training</b> – Funds are provided to conduct trainings for City staff, property owners, and their managers in nondiscrimination laws in regards to people with disabilities as mandated by the Settlement Agreement.	30,000	30,000

Accessible Housing Program

	<b>2018-19 Adopted Budget</b>	<b>2019-20 Proposed Budget</b>
<b>Tablet Data Usage and Cell Phones</b> – Funds are provided for staff to have access to City data and communication while in the field. Fieldwork includes staff visits to construction sites to oversee pre-construction and the retrofit work undertaken by licensed general contractors, staff audits of housing developments for compliance with rental policies, and staff-conducted offsite training.	7,200	8,146
<b>Transportation</b> – Funds are provided for the mileage reimbursement of staff traveling to various construction sites, training sites, and rental properties.	18,816	20,020
<b>Office and Administration</b> – Funds are provided for office expenses.	15,000	62,685
<b>Leases</b> – Funds are provided for lease costs associated with office space for staff in the Accessible Housing Program.	519,010	80,000
<i>Subtotal Housing and Community Investment Department</i>	<u>\$ 7,600,617</u>	<u>\$ 7,434,164</u>
<b>LIABILITY CLAIMS</b> – Funds are provided for the cost of Plaintiffs’ Counsel to monitor the Settlement Agreement.	250,000	156,000
<b>UNAPPROPRIATED BALANCE</b> – Funding is set aside to pay for contracts currently undergoing the Request for Proposal process for general contractors to conduct accessibility retrofits.	5,000,000	6,000,000
<b>SPECIAL PURPOSE FUND APPROPRIATIONS</b>		
<b>REIMBURSEMENT OF GENERAL FUND COSTS</b> – Includes fringe benefits (healthcare and pension payments for City employees).	2,126,936	2,407,139
<b>Subtotal Accessible Housing Program Fund Appropriations</b>	<u>\$ 15,113,289</u>	<u>\$ 16,134,422</u>
<b>PROPOSITION HHH FUNDING</b>		
<b>Proposition HHH Developments with HHH Funding</b> – Funding would be provided for the construction of accessible units approved to meet the conditions of Proposition HHH and funded by Proposition HHH Bond Proceeds. Funding is subject to final project costs and other financing factors.	\$ 33,392,172	\$ 39,387,705
<b>Subtotal Proposition HHH Appropriations</b>	<u>\$ 33,392,172</u>	<u>\$ 39,387,705</u>
<b>HOME INVESTMENT PARTNERSHIP PROGRAM FUNDING</b>		
<b>Proposition HHH Developments with HOME Funding</b> – Funding would be provided for the construction of accessible units approved to meet the conditions of Proposition HHH and funded by the Federal HOME Investment Partnership Program Fund. Funding is subject to final project costs and other financing factors.	\$ -	\$ 413,680
<b>Subtotal HOME Appropriations</b>	<u>\$ -</u>	<u>\$ 413,680</u>

Accessible Housing Program

	<b>2018-19 Adopted Budget</b>	<b>2019-20 Proposed Budget</b>
<b>OTHER FUNDING</b>		
<b>Proposition HHH Developments with Other Funding</b> – Funding would be provided for the construction of accessible units approved to meet the conditions of Proposition HHH and funded by nine percent and four percent Low Income Housing Tax Credits. Funding is subject to final project costs and other financing factors.	\$ 36,556,815	\$ 42,180,113
<b>Subtotal Other Funding</b>	<b><u>\$ 36,556,815</u></b>	<b><u>\$ 42,180,113</u></b>
<b>TOTAL APPROPRIATIONS</b>	<b><u>\$ 85,062,276</u></b>	<b><u>\$ 98,115,920</u></b>

# ATTORNEY CONFLICTS PANEL

## BASIS FOR THE PROPOSED BUDGET

The 2019-20 Proposed Budget for the Attorney Conflicts Panel (ACP) relates to the current year funding as follows:

	Amount	% Change
2018-19 Adopted Budget	\$ 4,000,000	
2019-20 Proposed Budget	\$ 4,000,000	
Change from 2018-19 Budget	\$ -	0%

The ACP program includes funding for contracts with outside law firms to represent the City in conflict-of-interest matters which preclude the Office of the City Attorney from providing representation. The 2019-20 Proposed Budget appropriation to the ACP is \$4 million.

The Proposed Budget is based on estimated expenditures from legal services and representation to the City and related defendants on conflict matters that: 1) were referred to the ACP in prior years but remain open and active; and 2) are anticipated referrals to the ACP for 2019-20. Historical case data (Table 1) and expenditures (Table 2) as of March 31, 2019 were used to determine funding needs for 2019-20.

**Table 1  
Historical Case Referral Frequency by Type of Litigation**

Fiscal Year	Employment Litigation	Police Employment Litigation	Complex Police Litigation	Police Tort Litigation	General and Business Litigation	Tort Negligence	Public Law	Labor	Community Redevelopment Agency	Appellate	Redevelopment	Special	Total
2007-08	9	4	14	1	1	-	-	-	-	-	-	-	29
2008-09	7	3	3	2	-	3	1	-	-	-	-	-	19
2009-10	1	-	4	7	2	-	1	-	-	-	-	-	15
2010-11	2	2	8	4	1	-	-	1	-	1	-	-	19
2011-12	-	3	1	8	3	-	-	4	2	-	-	-	21
2012-13	4	2	4	3	2	-	-	4	1	-	-	-	20
2013-14	9	2	3	10	2	1	-	-	1	-	-	-	28
2014-15	1	2	3	17	-	1	-	-	-	3	-	-	27
2015-16	3	4	6	8	-	1	-	-	-	1	2	-	25
2016-17	1	3	15	7	3	1	-	-	-	3	-	-	33
2017-18	3	3	2	17	1	-	-	2	-	1	-	3	32
2018-19*	5	2	6	3	1	-	-	-	-	1	-	-	18
<b>Total</b>	<b>45</b>	<b>30</b>	<b>69</b>	<b>87</b>	<b>16</b>	<b>7</b>	<b>2</b>	<b>11</b>	<b>4</b>	<b>10</b>	<b>2</b>	<b>3</b>	<b>286</b>

**Table 2**  
**Historical Fiscal Year Payments by Type of Litigation**

Fiscal Year	Employment Litigation	Police Employment Litigation	Complex Police Litigation	Police Tort Litigation	General and Business		Tort Negligence	Public Law	Labor	Community Redevelopment			Special	Totals
					Tort	Litigation				Agency	Appellate	Redevelopment		
2007-08	\$ 470,018	\$ 1,373,503	\$ 989,114	\$ 219,056	\$ 148,705	\$ -	\$ -	\$ -	\$ -	\$ -	\$ -	\$ -	\$ -	\$ 3,200,396
2008-09	640,181	661,649	382,450	46,841	25,540	4,883	9,302	-	-	-	-	-	-	1,770,846
2009-10	138,764	460,884	111,919	5,739	77,410	59,573	2,965	-	-	-	-	-	-	857,254
2010-11	58,807	341,343	114,245	61,970	420	69,997	68,255	-	-	-	-	-	-	715,037
2011-12	17,222	208,580	283,331	74,278	79,827	-	491	11,280	-	50,000	-	-	-	725,009
2012-13	4,775	478,824	171,739	242,425	12,233	-	-	467,271	761,911	-	-	-	-	2,139,178
2013-14	154,981	153,057	691,905	233,429	32,715	25,000	17,852	635,235	2,901,437	50,381	-	-	-	4,895,992
2014-15	293,221	197,558	2,632,599	723,427	3,055	71,902	-	313,532	1,111,686	-	-	-	-	5,346,980
2015-16	1,348,822	340,850	373,880	939,935	393,692	97,590	210	172,102	1,709,050	130,519	-	-	-	5,506,650
2016-17	822,533	271,598	612,049	1,209,570	284,952	33,663	-	264,854	1,031,002	29,248	17,868	-	-	4,577,337
2017-18	47,832	410,778	184,632	1,675,042	582,802	215,795	-	107,847	-	271,099	-	-	-	3,495,827
2018-19*	324,412	347,811	68,081	1,793,637	286,539	224,552	-	-	-	105,533	-	-	-	3,150,565
<b>Total</b>	<b>\$ 4,321,568</b>	<b>\$ 5,246,435</b>	<b>\$ 6,615,944</b>	<b>\$ 7,225,349</b>	<b>\$ 1,927,890</b>	<b>\$ 802,955</b>	<b>\$ 99,075</b>	<b>\$ 1,972,121</b>	<b>\$ 7,515,086</b>	<b>\$ 636,780</b>	<b>\$ 17,868</b>	<b>\$ -</b>	<b>\$ -</b>	<b>\$ 36,381,071</b>

\*Note: Tables 1 and 2 reflect 2018-19 year-to-date case referral activity and expenditures as of March 31, 2019.

From 2012-13 through 2017-18, the ACP experienced a sharp increase in conflict assignments involving complex and high exposure issues. While the rate of new conflict case assignments to the ACP has decreased slightly in 2018-19, there remains a high number of ongoing litigation matters that will be active during 2019-20. These include complex police, employment, and labor matters.

# BUSINESS IMPROVEMENT DISTRICT TRUST FUND

## BASIS FOR THE PROPOSED BUDGET

The 2019-20 Proposed Budget for the Business Improvement District Trust Fund relates to current year funding as follows:

	<b>Amount</b>	<b>% Change</b>
2018-19 Adopted Budget	\$ 2,018,248	
2019-20 Proposed Budget	\$ 2,576,775	
Change from 2018-19 Budget	\$ 558,527	27.67%

The Business Improvement District Trust Fund was established by Mayor and Council (C.F. 96-0482) to provide seed money for the formation of Business Improvement Districts (BIDs) and to pay assessments and General Benefit obligations on City-owned properties within the boundaries of active BIDs. The seed money is used to retain consultants who work on behalf of new or renewing BIDs to conduct feasibility studies and perform other activities related to BID formation. The City's BID policy allows up to \$75,000 to be made available in the form of a grant for feasibility studies. There are currently 42 established BIDs, nine BIDs in various stages of formation, and six in the renewal process.

**THIS PAGE INTENTIONALLY LEFT BLANK**

# CAPITAL FINANCE ADMINISTRATION FUND

## BASIS FOR THE PROPOSED BUDGET

The 2019-20 Proposed Budget for the Capital Finance Administration (CFA) Fund relates to current year funding as follows:

	<b>Amount</b>	<b>% Change</b>
2018-19 Adopted Budget	\$ 252,175,419	
2019-20 Proposed Budget	\$ 255,251,449	
Change from 2018-19 Budget	\$ 3,076,030	1.22%

The CFA Fund is a special purpose fund established to consolidate long-term City debt financing program expenditures, excluding general obligation bonds and revenue bonds. These financing programs mostly use a lease or "lease purchase" paid from General Fund appropriations and the sale of public securities (either lease revenue bonds or certificates of participation) to acquire various facilities and capital equipment items for use by City departments.

The CFA Fund is administered by the City Administrative Officer. Budgeted within the CFA Fund are the lease payments required by each financing's lease and trust indenture, as well as any trustee fees or other administrative expenses required under the terms of the financing. All unencumbered balances remaining at the end of the fiscal year revert to the Reserve Fund. All items within this budget are obligatory, as they are a requirement of the respective leases and trust indentures. The financings were primarily issued through the Municipal Improvement Corporation of Los Angeles (MICLA).

The Proposed Budget reflects the following line items:

1. The MICLA Lease Revenue Bonds, Series 2019-A (Capital Equipment) and 2019-B (Real Property) will be completed in June 2019. The 2019-A and 2019-B bonds will be issued to refinance commercial paper notes used to purchase capital equipment and pay for capital improvements to City facilities and to refund the MICLA Lease Revenue Bonds, Series 2009-D (Recovery Zone Economic Development Bonds). The lease payments are reflected on the following page as line items no. 29 and 30.
2. The MICLA Street Lighting, Series 2019 private placement (direct loan) will be completed in July 2019 to finance improvements to the City's street lighting system (line item no. 28). The loan will be repaid from the Street Lighting Maintenance Assessment Fund.
3. Letter of credit facilities to support the MICLA Commercial Paper (CP) Program and MICLA Los Angeles Convention Center (LACC) CP Program will be executed in June 2019 (line items no. 35 and 37). The MICLA CP Programs are used to finance the acquisition of capital equipment and acquisition, construction, and improvements to the LACC and various City facilities.
4. The final lease payment for the MICLA Lease Revenue Bonds, Series 2009-A (Capital Equipment) was paid in 2018-19 (line item no. 2).



**Capital Finance Administration Fund  
Lease Payments for Outstanding and Proposed Lease Revenue Obligations**

	<b>Adopted 2018-19</b>	<b>Proposed 2019-20</b>	<b>2020-21</b>	<b>2021-22</b>	<b>2022-23</b>	<b>2023-24</b>	<b>2024-25</b>
1) MICLA AS (Pershing Square Refunding 2002)	526,375	528,000	523,500	225,500	--	--	--
2) MICLA 2009-A (Capital Equipment)	7,267,513	--	--	--	--	--	--
3) MICLA 2009-C (Capital Equipment)	4,867,700	4,867,100	--	--	--	--	--
4) MICLA 2009-D (Recovery Zone Econ. Dev. Bonds)	1,860,188	1,846,764	1,828,590	1,810,345	1,785,354	1,768,424	1,744,361
5) MICLA 2010-A (Capital Equipment)	3,411,300	3,804,425	3,806,275	--	--	--	--
6) MICLA 2010-B (Capital Equipment) (Recovery Zone Econ. Dev. Bonds - Taxable)	6,313,801	6,315,159	6,313,804	--	--	--	--
7) MICLA 2010-C (Real Property) (Recovery Zone Econ. Dev. Bonds - Taxable)	1,537,784	1,539,995	1,539,630	1,537,972	1,539,860	1,537,807	1,536,474
8) MICLA 2011-A (Qualified Energy Conservation Bonds)	910,897	888,014	859,918	836,822	813,406	789,778	766,043
9) MICLA 2012-A (Capital Equipment)	12,450,500	12,450,500	12,452,750	12,453,000	--	--	--
10) MICLA 2012-B (Real Property)	2,088,575	2,089,175	2,088,575	2,091,775	2,088,575	2,089,175	2,088,375
11) MICLA 2012-C (Real Property) (Refunding of AQ, AR-1, AR, AU and T)	10,204,800	10,215,550	10,209,550	10,211,800	10,201,050	10,182,050	8,969,300
12) MICLA Street Lighting 2013	5,282,888	3,562,378	774,694	--	--	--	--
13) MICLA 2014-A (Real Property)	3,224,275	3,224,775	3,226,275	3,228,525	3,228,175	3,228,175	3,228,425
14) MICLA 2014-B (Real Property Refunding AT and AW)	7,615,050	4,880,300	1,906,550	1,911,800	1,904,050	1,903,800	1,905,550
15) MICLA 2014 (Capital Equipment)	7,471,012	7,471,012	7,471,012	7,471,012	7,471,012	7,471,012	3,735,506
16) MICLA 2015-A (LA Convention Center)	47,262,447	47,264,156	47,195,001	47,207,136	13,136,774	--	--
17) MICLA 2015-A (Refunding of Staples Arena 1998-A)	3,477,209	3,467,844	3,458,930	3,452,789	3,445,795	--	--
18) MICLA Street Lighting 2016	3,587,880	3,587,880	3,587,880	3,587,880	3,587,880	3,587,880	--
19) MICLA 2016-A (Refunding) (Capital Equipment)	14,713,275	14,713,675	14,709,550	14,711,400	14,711,225	14,715,700	14,706,400
20) MICLA 2016-B (Refunding) (Figueroa Plaza)	14,853,150	14,865,175	13,870,925	13,736,550	13,754,700	13,766,125	13,768,350
21) MICLA 2016-B (Refunding) (Motor Transport Division Building)	5,654,950	5,657,825	5,662,175	5,671,625	5,679,725	5,681,325	5,683,500
22) MICLA 2016-B (Refunding) (Police Headquarters)	20,897,025	20,889,225	20,873,225	20,849,575	20,837,850	20,821,625	20,808,625
23) MICLA 2016-B (Refunding) (Public Works Building)	9,346,275	9,349,475	9,346,625	9,345,700	9,344,300	9,341,875	9,342,975
24) MICLA Street Lighting 2017	4,469,877	4,469,877	4,469,877	4,469,877	4,469,877	4,469,877	4,469,877
25) MICLA 2018-A (Capital Equipment)	6,995,952	6,995,875	6,996,250	6,994,625	6,995,375	6,992,875	6,996,375
26) MICLA 2018-B (Real Property)	2,503,035	2,499,500	2,503,625	2,500,125	2,499,000	2,500,000	2,502,875
27) MICLA 2018-C (Real Property) (Taxable)	2,978,144	2,997,704	3,005,238	3,000,234	3,003,061	3,005,848	3,013,827
28) MICLA Street Lighting 2019	--	2,300,000	2,300,000	2,300,000	2,300,000	2,300,000	2,300,000
29) MICLA 2019-A (Capital Equipment)	--	7,000,000	7,000,000	7,000,000	7,000,000	7,000,000	7,000,000
30) MICLA 2019-B (Real Property)	--	4,000,000	4,000,000	4,000,000	4,000,000	4,000,000	4,000,000
31) Debt Service on EWDD Projects	1,065,455	1,171,661	1,273,774	1,272,943	1,369,316	1,363,435	2,840,301
32) Refinancing of Parking Revenue Bonds	4,180,917	4,181,260	4,182,552	4,183,538	4,181,002	4,183,859	4,184,638
33) Police Vehicles 2017 Lease Purchase	3,587,884	3,587,884	3,587,884	3,587,884	3,587,884	--	--
34) Police and Fire Radios 2017 Lease Purchase	9,214,286	9,214,286	9,214,286	9,214,286	9,214,286	9,214,286	9,214,286
35) Commercial Paper Program	9,000,000	10,000,000	10,000,000	10,000,000	10,000,000	10,000,000	10,000,000
36) Refinancing Commercial Paper	11,000,000	11,000,000	22,000,000	33,000,000	44,000,000	55,000,000	66,000,000
37) LA Convention Center Commercial Paper	2,000,000	2,000,000	2,000,000	2,000,000	2,000,000	2,000,000	2,000,000
<b>Lease Payment Subtotal</b>	<b>\$ 251,820,419</b>	<b>\$ 254,896,449</b>	<b>\$ 254,238,920</b>	<b>\$ 253,864,718</b>	<b>\$ 218,149,532</b>	<b>\$ 208,914,931</b>	<b>\$ 212,806,063</b>
38) General Administration	300,000	300,000	300,000	300,000	300,000	300,000	300,000
39) Trustee Fees	55,000	55,000	55,000	55,000	55,000	55,000	55,000
<b>TOTAL</b>	<b>\$ 252,175,419</b>	<b>\$ 255,251,449</b>	<b>\$ 254,593,920</b>	<b>\$ 254,219,718</b>	<b>\$ 218,504,532</b>	<b>\$ 209,269,931</b>	<b>\$ 213,161,063</b>

**Lease Payments for Outstanding and Proposed Lease Revenue Obligations Detail**

**1. Pershing Square Refunding, Program AS (Certificates of Participation, 2002)**

The proceeds of this issuance were used to refund the 1992 Pershing Square Certificates of Participation, which financed the construction, design, and installation of improvements at Pershing Square. Funding for lease payments and City administrative costs is provided through Mello-Roos assessments on various properties in the vicinity of Pershing Square.

Lessor: Municipal Improvement Corporation of Los Angeles  
 Amount of Principal: \$ 7,655,000  
 Principal Outstanding, July 1, 2019: 1,200,000  
 Final Payment: 2021-22

2019-20 MICLA AS (Pershing Square Refunding, 2002) Lease Payment: \$ 528,000

**2. MICLA Lease Revenue Bonds, Series 2009-A (Capital Equipment)**

The proceeds of this issuance were used to refinance the MICLA Commercial Paper notes borrowed to acquire various capital equipment items (e.g. fleet replacement).

Lessor: Municipal Improvement Corporation of Los Angeles  
 Amount of Principal: \$ 57,930,000  
 Principal Outstanding, July 1, 2019: --  
 Final Payment: 2018-19

2019-20 MICLA 2009-A (Capital Equipment) Lease Payment: \$ --

**3. MICLA Lease Revenue Bonds, Series 2009-C (Capital Equipment)**

The proceeds of this issuance were used to refinance the MICLA Commercial Paper notes borrowed to acquire various capital equipment items (e.g. fleet replacement).

Lessor: Municipal Improvement Corporation of Los Angeles  
 Amount of Principal: \$ 40,095,000  
 Principal Outstanding, July 1, 2019: 4,760,000  
 Final Payment: 2019-20

2019-20 MICLA 2009-C (Capital Equipment) Lease Payment: \$ 4,867,100

**4. MICLA Lease Revenue Bonds, Series 2009-D (Recovery Zone Economic Development Bonds)**

The proceeds of this issuance were used for capital improvements to several City facilities, including the 7<sup>th</sup> Street Sweeper Shop Annex Building and the Figueroa Plaza office complex. MICLA has designated these taxable bonds as Recovery Zone Economic Development Bonds, which allow the City to receive from the federal government direct credit subsidy payments equal to 45 percent of the interest payable to bondholders. Pursuant to the requirements of the Balanced Budget and Emergency Deficit Control Act of 1985, as amended, refund payments to certain state and local government filers claiming refundable credits under section 6431 of the Internal Revenue Code to certain qualified bonds are subject to sequestration. Currently, the federal fiscal year 2019 sequestration rate is 6.2 percent. This means the direct credit subsidy payments for these bonds will be reduced by that amount.

Lessor: Municipal Improvement Corporation of Los Angeles  
 Amount of Principal: \$ 21,300,000  
 Principal Outstanding, July 1, 2019: 17,345,000  
 Final Payment: 2039-40

2019-20 MICLA 2009-D (Recovery Zone Econ. Dev. Bonds) Lease Payment: \$ 1,846,764

5. **MICLA Lease Revenue Bonds, Series 2010-A (Capital Equipment)**

The proceeds of this issuance were used to refinance the MICLA Commercial Paper notes borrowed to acquire various capital equipment items (e.g. communication equipment, fleet, and trucks).

Lessor: Municipal Improvement Corporation of Los Angeles  
 Amount of Principal: \$ 30,355,000  
 Principal Outstanding, July 1, 2019: 7,270,000  
 Final Payment: 2020-21

2019-20 MICLA 2010-A (Capital Equipment) Lease Payment: \$ 3,804,425

6. **MICLA Lease Revenue Bonds, Series 2010-B (Recovery Zone Economic Development Bonds)**

The proceeds of this issuance were used to refinance the MICLA Commercial Paper notes borrowed to acquire various capital equipment items, including a fire helicopter and 48 heavy-duty trucks. MICLA has designated these taxable bonds as Recovery Zone Economic Development Bonds, which allow the City to receive from the federal government direct credit subsidy payments equal to 45 percent of the interest payable to bondholders. Pursuant to the requirements of the Balanced Budget and Emergency Deficit Control Act of 1985, as amended, refund payments to certain state and local government filers claiming refundable credits under section 6431 of the Internal Revenue Code to certain qualified bonds are subject to sequestration. Currently, the federal fiscal year 2019 sequestration rate is 6.2 percent. This means the direct credit subsidy payments for these bonds will be reduced by that amount.

Lessor: Municipal Improvement Corporation of Los Angeles  
 Amount of Principal: \$ 49,315,000  
 Principal Outstanding, July 1, 2019: 11,885,000  
 Final Payment: 2020-21

2019-20 MICLA 2010-B (Recovery Zone Econ. Dev. Bonds) Lease Payment: \$ 6,315,159

7. **MICLA Lease Revenue Bonds, Series 2010-C (Recovery Zone Economic Development Bonds)**

The proceeds of this issuance were used to refinance the MICLA Commercial Paper notes borrowed for the capital improvements to various City facilities, including El Pueblo, Figueroa Plaza buildings, and Asphalt Plant No. 1. MICLA has designated these taxable bonds as Recovery Zone Economic Development Bonds, which allow the City to receive from the federal government direct credit subsidy payments equal to 45 percent of the interest payable to bondholders. Pursuant to the requirements of the Balanced Budget and Emergency Deficit Control Act of 1985, as amended, refund payments to certain state and local government filers claiming refundable credits under section 6431 of the Internal Revenue Code to certain qualified bonds are subject to sequestration. Currently, the federal fiscal year 2019 sequestration rate is 6.2 percent. This means the direct credit subsidy payments for these bonds will be reduced by that amount.

Lessor: Municipal Improvement Corporation of Los Angeles  
 Amount of Principal: \$ 18,170,000  
 Principal Outstanding, July 1, 2019: 16,200,000  
 Final Payment: 2040-41

2019-20 MICLA 2010-C (Real Property) Lease Payment: \$ 1,539,995

**8. MICLA Lease Obligations, Series 2011-A (Qualified Energy Conservation Bonds)**

The proceeds of this issuance were used for the energy retrofit of 52 buildings located in the City. In the first three years, lease payments on these bonds were paid with federal Energy Efficiency and Conservation Block Grant monies. In subsequent years, lease payments are offset from savings generated by the energy retrofit of the buildings. A portion of the bonds in the amount of \$1,243,797 were redeemed on November 3, 2014. This redemption was in the amount of the bond proceeds that remained unexpended as of the three-year anniversary of the issue date of the bonds. MICLA has designated these taxable bonds as Qualified Energy Conservation Bonds, which allow the City to receive from the federal government direct credit subsidy payments equal to 70 percent of the interest payable to bondholders. Pursuant to the requirements of the Balanced Budget and Emergency Deficit Control Act of 1985, as amended, refund payments to certain state and local government filers claiming refundable credits under section 6431 of the Internal Revenue Code to certain qualified bonds are subject to sequestration. Currently, the federal fiscal year 2019 sequestration rate is 6.2 percent. This means the direct credit subsidy payments for these bonds will be reduced by that amount. This issuance was completed through a direct loan with a bank.

Lessor: Municipal Improvement Corporation of Los Angeles  
 Amount of Principal: \$ 11,920,000  
 Principal Outstanding, July 1, 2019: 5,521,203  
 Final Payment: 2027-28

2019-20 MICLA 2011-A (Qualified Energy Conservation Bonds) Lease Payment: \$ 888,014

**9. MICLA Lease Revenue Bonds, Series 2012-A (Capital Equipment)**

The proceeds of this issuance were used to refinance the MICLA Commercial Paper notes borrowed to acquire various capital equipment items.

Lessor: Municipal Improvement Corporation of Los Angeles  
 Amount of Principal: \$ 92,635,000  
 Principal Outstanding, July 1, 2019: 33,910,000  
 Final Payment: 2021-22

2019-20 MICLA 2012-A (Capital Equipment) Lease Payment: \$ 12,450,500

**10. MICLA Lease Revenue Bonds, Series 2012-B (Real Property)**

The proceeds of this issuance were used to refinance the MICLA Commercial Paper notes borrowed for the capital improvements to various City facilities.

Lessor: Municipal Improvement Corporation of Los Angeles  
 Amount of Principal: \$ 33,975,000  
 Principal Outstanding, July 1, 2019: 29,075,000  
 Final Payment: 2041-42

2019-20 MICLA 2012-B (Real Property) Lease Payment: \$ 2,089,175

**11. MICLA Lease Revenue Bonds, Refunding Series 2012-C (Real Property)**

The proceeds of this issuance were used to refund the following outstanding obligations: 1) Certificates of Participation (Real Property Program AQ); 2) Certificates of Participation (Real Property AR-1); 3) Certificates of Participation (Real Property Improvements AR), Series 2004; 4) Certificates of Participation (Equipment and Real Property Acquisition Program AU); and, 5) Certificates of Participation (Real Property Improvement Program T), resulting in savings to the City. The refunded obligations were used for the construction of a police station, a parking structure, the Motor Transport Division facility, neighborhood city halls, land acquisitions for the construction of various City facilities, the City's share of a joint development with the State of California Department of Transportation (CalTrans), the retrofit and fire life safety improvements of City Hall East, and the acquisition of miscellaneous vehicles, fire apparatus, and police vehicles.

Lessor: Municipal Improvement Corporation of Los Angeles  
 Amount of Principal: \$ 109,730,000  
 Principal Outstanding, July 1, 2019: 68,195,000  
 Final Payment: 2031-32

2019-20 MICLA 2012-C (Refunding of AQ, AR-1, AR, AU, and T) Lease Payment: \$ 10,215,550

**12. MICLA Street Lighting 2013 (Lease Obligations)**

The proceeds from this issuance were used to refinance Bureau of Street Lighting outstanding loans through the Energy Resources Conservation and Development Commission and Department of Water and Power. This issuance was completed through a direct loan with a bank. Lease payments are paid from the Street Lighting Maintenance Assessment Fund (Schedule 19).

Lessor: Municipal Improvement Corporation of Los Angeles  
 Amount of Principal: \$ 39,795,479  
 Principal Outstanding, July 1, 2019: 4,198,895  
 Final Payment: 2020-21

2019-20 Street Lighting 2013 Lease Payment: \$ 3,562,378

**13. MICLA Lease Revenue Bonds, Series 2014-A (Real Property)**

The proceeds of this issuance were used to refinance the MICLA Commercial Paper notes borrowed for the capital improvements to various City facilities.

Lessor: Municipal Improvement Corporation of Los Angeles  
 Amount of Principal: \$ 41,800,000  
 Principal Outstanding, July 1, 2019: 34,435,000  
 Final Payment: 2033-34

2019-20 MICLA 2014-A (Real Property) Lease Payment: \$ 3,224,775

**14. MICLA Lease Revenue Bonds, Refunding Series 2014-B (Real Property)**

The proceeds of this issuance were used to refund the following obligations: 1) Central Library Refunding, Program AT (Certificates of Participation, 2002) and 2) Real Property Acquisition, Program AW (Certificates of Participation, 2003), resulting in savings to the City. The refunded bonds were used for the construction and installation of the East Wing of the Central Library Rehabilitation and Expansion Project and the acquisition of the Marvin Braude Constituent Services Center building.

Lessor: Municipal Improvement Corporation of Los Angeles  
 Amount of Principal: \$ 51,730,000  
 Principal Outstanding, July 1, 2019: 21,760,000  
 Final Payment: 2032-33

2019-20 MICLA 2014-B (Refunding of AT and AW) Lease Payment: \$ 4,880,300

**15. MICLA Lease Obligations, Series 2014 (Capital Equipment)**

The proceeds of this issuance were used to refinance the MICLA Commercial Paper notes borrowed to acquire various capital equipment items. This issuance was completed through a direct loan with a bank.

Lessor: Municipal Improvement Corporation of Los Angeles  
 Amount of Principal: \$ 67,257,597  
 Principal Outstanding, July 1, 2019: 38,654,794  
 Final Payment: 2024-25

2019-20 MICLA 2014 (Capital Equipment) Lease Payment: \$ 7,471,012

**16. MICLA Lease Revenue Bonds, Refunding Series 2015-A (Los Angeles Convention Center)**

The majority of the proceeds of this issuance were used to refund the Los Angeles Convention Center and Exhibition Center Authority Lease Revenue Bonds, Refunding Series 2008, which financed the construction, design, and installation of improvements at the Los Angeles Convention Center. Proceeds were also used to refinance MICLA Commercial Paper notes borrowed for capital improvements to the Los Angeles Convention Center.

Lessor: Municipal Improvement Corporation of Los Angeles  
 Amount of Principal: \$ 270,595,000  
 Principal Outstanding, July 1, 2019: 146,525,000  
 Final Payment: 2022-23

2019-20 MICLA 2015-A (LA Convention Center) Lease Payment: \$ 47,264,156

**17. MICLA Lease Revenue Bonds, Refunding Series 2015-A (Staples Arena, 1998-A)**

The proceeds of this issuance were used to refund the Los Angeles Convention Center Taxable Lease Revenue Bonds, Series 1998 (Staples Arena), which were used to fund a portion of the City's contribution towards the development of the Staples Center. Funds for lease payments are paid from the Staples Arena Special Fund (Schedule 31).

Lessor: Municipal Improvement Corporation of Los Angeles  
 Amount of Principal: \$ 21,820,000  
 Principal Outstanding, July 1, 2019: 12,925,000  
 Final Payment: 2022-23

2019-20 MICLA 2015-A (Refunding of Staples 1998-A) Lease Payment: \$ 3,467,844

**18. MICLA Street Lighting 2016 (Lease Obligations)**

The proceeds from this issuance were used to refinance Bureau of Street Lighting outstanding loans and provide future funding for the conversion of existing streetlights to energy efficient Light Emitting Diode (LED) lighting and other improvements to the City's street lighting system. This issuance was completed through a direct loan with a bank. Lease payments are paid from the Street Lighting Maintenance Assessment Fund (Schedule 19).

Lessor: Municipal Improvement Corporation of Los Angeles  
 Amount of Principal: \$ 26,368,865  
 Principal Outstanding, July 1, 2019: 16,965,449  
 Final Payment: 2023-24

2019-20 MICLA Street lighting 2016 Lease Payment: \$ 3,587,880

**19. MICLA Lease Revenue Bonds, Refunding Series 2016-A (Capital Equipment)**

The proceeds of this issuance were used to refinance the MICLA Commercial Paper notes borrowed to acquire various capital equipment items and refund MICLA 2008-A bonds, previously used to purchase capital equipment.

Lessor: Municipal Improvement Corporation of Los Angeles  
 Amount of Principal: \$ 125,235,000  
 Principal Outstanding, July 1, 2019: 101,675,000  
 Final Payment: 2026-27

2019-20 MICLA 2016-A (Capital Equipment) Lease Payment \$ 14,713,675

**20. MICLA Lease Revenue Bonds, Refunding Series 2016-B (Figueroa Plaza)**

The proceeds of this issuance were in large part used to refund MICLA 2007-B1 bonds and MICLA 2007-B2 bonds. A lesser part of the proceeds were used to refinance MICLA Commercial Paper Notes borrowed for capital improvements to various City facilities. This issuance also provided financing for new capital improvements to various City facilities, including the Figueroa Plaza buildings.

Lessor: Municipal Improvement Corporation of Los Angeles  
 Amount of Principal: \$ 194,365,000  
 Principal Outstanding, July 1, 2019: 176,000,000  
 Final Payment: 2039-40

2019-20 MICLA 2016-B (Figueroa Plaza) Lease Payment: \$ 14,865,175

**21. MICLA Lease Revenue Bonds, Refunding Series 2016-B (Motor Transport Division Property)**

The proceeds of this issuance attributable to the Motor Transport Division (MTD) Property were used to refund the MICLA 2008-B bonds, which were used to acquire the MTD land, and MICLA 2009-E bonds.

Lessor: Municipal Improvement Corporation of Los Angeles  
 Amount of Principal: \$ 82,060,000  
 Principal Outstanding, July 1, 2019: 73,935,000  
 Final Payment: 2039-40

2019-20 MICLA 2016-B (MTD Building) Lease Payment: \$ 5,657,825

**22. MICLA Lease Revenue Bonds, Refunding Series 2016-B (Police Headquarters Facility)**

The proceeds of these bonds were used to refund MICLA 2006-A bonds, which were in large part used to construct the Police Headquarters Facility. A lesser part of these proceeds were used to refinance MICLA Commercial Paper Notes used to make capital improvements to various City facilities. This issuance also provided financing for new capital improvements to various City facilities, including the Police Headquarters Facility.

Lessor: Municipal Improvement Corporation of Los Angeles  
 Amount of Principal: \$ 281,480,000  
 Principal Outstanding, July 1, 2019: 255,265,000  
 Final Payment: 2039-40

2019-20 MICLA 2016-B (Police Headquarters) Lease Payment: \$ 20,889,225



**23. MICLA Lease Revenue Bonds, Refunding Series 2016-B (Public Works Building)**

The proceeds of these bonds were used to refund MICLA 2006-A bonds, which were used in part to construct the Public Works Building. Funds for lease payments are partly derived from the Sewer Construction and Maintenance Fund (Schedule 14).

Lessor: Municipal Improvement Corporation of Los Angeles  
 Amount of Principal: \$ 127,365,000  
 Principal Outstanding, July 1, 2019: 116,555,000  
 Final Payment: 2039-40

2019-20 MICLA 2016-B (Public Works Building) Lease Payment: \$ 9,349,475

**24. MICLA Street Lighting 2017 (Lease Obligations)**

The proceeds from this issuance were used to fund the conversion of existing streetlights to energy efficient Light Emitting Diode (LED) lighting and other improvements to the City's street lighting system. This issuance was completed through a direct loan with a bank. Lease payments are paid from the Street Lighting Maintenance Assessment Fund (Schedule 19).

Lessor: Municipal Improvement Corporation of Los Angeles  
 Amount of Principal: \$ 39,297,800  
 Principal Outstanding, July 1, 2019: 32,280,954  
 Final Payment: 2026-27

2019-20 MICLA Street Lighting 2017 Lease Payment: \$ 4,469,877

**25. MICLA Lease Revenue Bonds, Series 2018-A (Capital Equipment)**

The proceeds of this issuance were used to refinance the MICLA Commercial Paper notes borrowed to acquire various capital equipment items.

Lessor: Municipal Improvement Corporation of Los Angeles  
 Amount of Principal: \$ 54,430,000  
 Principal Outstanding, July 1, 2019: 50,705,000  
 Final Payment: 2027-28

2019-20 MICLA 2018-A (Capital Equipment) Lease Payment \$ 6,995,875

**26. MICLA Lease Revenue Bonds, Series 2018-B (Real Property)**

The proceeds of this issuance were used to refinance the MICLA Commercial Paper notes borrowed for the capital improvements to various City facilities.

Lessor: Municipal Improvement Corporation of Los Angeles  
 Amount of Principal: \$ 31,270,000  
 Principal Outstanding, July 1, 2019: 30,685,000  
 Final Payment: 2037-38

2019-20 MICLA 2018-B (Real Property) Lease Payment \$ 2,499,500

**27. MICLA Lease Revenue Refunding Bonds, Series 2018-C (Real Property - Taxable)**

The proceeds of these taxable bonds were used to refund MICLA AK Taxable Certificates of Participation (Hollywood and Highland Project, Dolby Theater).

Lessor: Municipal Improvement Corporation of Los Angeles  
 Amount of Principal: \$ 25,630,000  
 Principal Outstanding, July 1, 2019: 23,560,000  
 Final Payment: 2027-28

2019-20 MICLA 2018-C (Real Property) Lease Payment \$ 2,997,704



**28. MICLA Street Lighting 2019 (Lease Obligations)**

The proceeds from this issuance will be used to fund the conversion of existing streetlights to energy efficient Light Emitting Diode (LED) lighting and other improvements to the City's street lighting system. This issuance was completed through a direct loan with a bank. Lease payments are paid from the Street Lighting Maintenance Assessment Fund (Schedule 19).

Lessor: Municipal Improvement Corporation of Los Angeles  
 Amount of Principal: \$ 20,000,000  
 Principal Outstanding, July 1, 2019: 20,000,000  
 Final Payment: 2028-29

2019-20 MICLA Street Lighting 2019 Lease Payment: \$ 2,300,000

**29. MICLA Lease Revenue Bonds, Series 2019-A (Capital Equipment)**

The proceeds of this issuance will be used to refinance the MICLA Commercial Paper notes borrowed to acquire various capital equipment items.

Lessor: Municipal Improvement Corporation of Los Angeles  
 Amount of Principal: \$ 84,575,000  
 Principal Outstanding, July 1, 2019: 84,575,000  
 Final Payment: 2028-29

2019-20 MICLA 2019-A (Capital Equipment) Lease Payment \$ 7,000,000

**30. MICLA Lease Revenue Bonds, Series 2019-B (Real Property)**

The proceeds of this issuance will be used to refinance the MICLA Commercial Paper notes borrowed for the capital improvements to various City facilities and for the refunding of the MICLA 2009-D bonds.

Lessor: Municipal Improvement Corporation of Los Angeles  
 Amount of Principal: \$ 98,245,000  
 Principal Outstanding, July 1, 2019: 98,245,000  
 Final Payment: 2038-39

2019-20 MICLA 2019-B (Real Property) Lease Payment \$ 4,000,000

**31. Debt Service on Economic and Workforce Development Department (EWDD) Projects**

This item reflects annual debt service payments on three projects: Chesterfield Square (C.F. 00-1579-S2), Lawry's California Center (C.F. 98-1953), and Plaza Pacoima (C.F. 08-1811). Administration of these projects remains with EWDD.

2019-20 Debt Service on EWDD Projects: \$ 1,171,661

**32. Refinancing of Parking Revenue Bonds (Lease Revenue Notes)**

In November 2013, MICLA Commercial Paper notes were issued to redeem the 1999-A and 2003-A Parking Revenue Bonds. Lease payments are paid from the Special Parking Revenue Fund (Schedule 11).

2019-20 Commercial Paper Lease Payment: \$ 4,181,260

**33. Police Vehicles 2017 Lease Purchase**

The proceeds of this lease purchase were used to purchase 180 black and white vehicles, 152 undercover vehicles, and 130 emergency vehicles that had met or exceeded the extended replacement criteria for the Police Department.

Lessor: JP Morgan Chase Bank, N.A  
 Amount of Principal: \$ 21,110,000  
 Principal Outstanding, July 1, 2019: 13,886,018  
 Final Payment: 2022-23

2019-20 Police Vehicle Lease Payment \$ 3,587,884

**34. Police and Fire Radios 2017 Lease Purchase**

The proceeds of this lease purchase financing were used to purchase 11,500 Police handheld radios, 4,500 Police vehicle radios, 3,500 Fire handheld radios, and related equipment for the Police and Fire Departments.

Lessor: Motorola Solutions, Inc.  
 Amount of Principal: \$ 64,500,000  
 Principal Outstanding, July 1, 2019: 56,192,398  
 Final Payment: 2024-25

2019-20 Police and Fire Radios Lease Payment \$ 9,214,286

**35. MICLA Commercial Paper Program (Lease Revenue Notes)**

In 2004, a Commercial Paper Program was created to effectively manage capital expenditures and subsequent bond issuances. In June 2019, the City will negotiated new Letters of Credit with commercial banks, which may result in an expansion to the size of the MICLA Commercial Paper Program from \$395 million to \$425 million. This lease payment amount will pay for interest expenses and all fees related to the Program.

Lessor: Municipal Improvement Corporation of Los Angeles

2019-20 MICLA Commercial Paper Program Lease Payment: \$ 10,000,000

**36. Refinancing of Commercial Paper Program**

It is anticipated that a portion of the outstanding MICLA commercial paper notes will be refinanced. This amount represents the estimated lease payments to be paid on future obligations that is expected to be issued in 2019-20.

Lessor: Municipal Improvement Corporation of Los Angeles

2019-20 Commercial Paper Program Refinancing Lease Payment: \$ 11,000,000

**37. Los Angeles Convention Center Commercial (LACC) Paper Program (Lease Revenue Notes)**

The LACC MICLA Commercial Paper Program was established to effectively manage capital expenditures and subsequent bond issuances. This amount is an estimate of the lease payment and related fees to be paid in 2019-20.

2019-20 LACC Commercial Paper Lease Payment: \$ 2,000,000

**38. General Administration**

Funds are provided for arbitrage calculations, municipal advisory services, tax filings, and related administrative expenses.

Amount required: \$ 300,000

39. **Trustee Fees**

Funds are provided for trustee services required pursuant to the terms of each Bond Indenture.

Amount required: \$ 55,000

**2019-20 PROPOSED LEASE FINANCING ADMINISTRATION PROGRAM** **\$ 255,251,449**

**2019-20 Proposed MICLA Acquisitions**

<u><b>CAPITAL EQUIPMENT</b></u>	<u><b>Funding</b></u>
1. Bureau of Sanitation Clean Streets Vehicles	\$ 7,916,000
2. Bureau of Street Lighting (BSL) Electric Vehicle Charging Stations	1,200,000
3. BSL Fleet Replacement	1,610,000
4. Bureau of Street Services (BSS) Sidewalk Vending Program Vehicles	450,000
5. BSS Tree Watering Program Vehicles	385,000
6. Fire Department (Fire) Vehicle Replacement	20,000,000
7. Fire Voice Radio System Upgrades	3,300,000
8. General Services Department (GSD) Fleet Shop Equipment Replacement	519,286
9. GSD Materials Testing Equipment	367,500
10. GSD Vehicle and Equipment Replacement	10,000,000
11. Police Department (Police) Helicopter Replacement	6,380,323
12. Police Vehicle Replacement	1,415,000
13. Recreation and Parks HVAC Assessment Vehicles	360,000
14. Traffic Signal Safety Project	15,000,000
15. Yards and Shops Equipment	320,200
16. Zoo Equipment	85,000
<b>SUBTOTAL</b>	<b>\$ <u>69,308,309</u></b>

**CAPITAL IMPROVEMENT EXPENDITURE PROGRAM – MUNICIPAL FACILITIES**

17. Asphalt Plant II Facility Safety Improvements	487,298
18. Asphalt Plant II Operational Equipment Improvements	670,000
19. Asphalt Plant II Storage Silo Safety Improvements	806,272
20. Barnsdall Art Park	1,900,000
21. Building Equipment Lifecycle Replacement	2,500,000
22. Capital Improvements - Figueroa Plaza Building	800,000
23. Capital Improvements - Marvin Braude Building	200,000

24. Citywide Infrastructure Improvements	1,360,000
25. Civic Center Master Development Program	11,300,000
26. Electric Vehicle Chargers – Fire Department	2,200,000
27. Electric Vehicle Chargers – Police Department	2,000,000
28. Emergency Management Department/ Police Department Ahmanson Recruitment Center Electrical Panel Upgrades	396,437
29. Highland Park Building Constituent Service Center	2,975,000
30. Madrid Theatre	5,500,000
31. Municipal Buildings Energy and Water Management and Conservation	3,517,710
32. Nate Holden Performing Arts Center	413,375
33. North Hollywood Park	1,000,000
34. North Valley (Sunland Tujunga) City Hall Renovation	2,350,000
35. Pico House Project	2,000,000
36. Pio Pico Library Pocket Park	2,000,000
37. Public Safety Facilities – Animal Services Department	400,000
38. Public Safety Facilities – Fire Department	480,000
39. Public Safety Facilities – Police Department	760,000
40. Public Safety Facilities – Police Administration Building	280,000
41. Rancho Cienega Sports Complex	3,250,000
42. Sixth Street Viaduct - Replacement Project Supplemental Construction Funding	11,000,000
43. Space Optimization Tenant Work	2,250,000
44. Vision Theater Phase II, III and IV (Manchester Jr. Arts)	1,140,684
45. West Valley Municipal Facility Project	427,500
	<b>SUBTOTAL</b>
	<b>\$ <u>64,364,276</u></b>
<b><u>CAPITAL IMPROVEMENT EXPENDITURE PROGRAM – LOS ANGELES CONVENTION CENTER</u></b>	
46. Building Automation System Upgrade	3,000,000
47. Room Lighting Dimming Control System Upgrade	832,000
48. West Hall Walk-In Coolers Replacement and Refurbishment	534,000
	<b>SUBTOTAL</b>
	<b>\$ <u>4,366,000</u></b>
	<b>GRAND TOTAL</b>
	<b>\$ <u>138,038,585</u></b>

The following vehicle and capital equipment projects are proposed for MICLA financing for 2019-20:

1. **BUREAU OF SANITATION CLEAN STREETS VEHICLES** — Funding is provided for the purchase of various vehicles and capital equipment for the Bureau of Sanitation’s Environmental Quality Program, which includes the Clean Streets Los Angeles (CSLA) Strike Teams and the Homeless Outreach Partnership Endeavor (HOPE) Teams.
2. **BUREAU OF STREET LIGHTING (BSL) ELECTRIC VEHICLE CHARGING STATIONS** — Funding is provided for the purchase of 150 Electric Vehicle Charging Units to be installed on existing street lighting poles throughout the City.
3. **BSL FLEET REPLACEMENT** — Funding is provided to replace various fleet equipment and vehicles used by the BSL.
4. **BUREAU OF STREET SERVICES (BSS) SIDEWALK VENDING PROGRAM VEHICLES** — Funding is provided for the acquisition of electric vehicles to be used for the Citywide Sidewalk Vending Program.
5. **BSS TREE WATERING PROGRAM VEHICLES** — Funding is provided for the acquisition of capital equipment to be used for the Street Tree and Parkway Program.
6. **FIRE DEPARTMENT (FIRE) VEHICLE REPLACEMENT** — Funding is provided to replace fleet equipment used for fire operations.
7. **FIRE VOICE RADIO SYSTEM UPGRADES** — Funding is provided for Phase I of III to upgrade Fire’s radio system.
8. **GENERAL SERVICES DEPARTMENT (GSD) FLEET SHOP EQUIPMENT REPLACEMENT** — Funding is provided to purchase or replace various fleet machine shop equipment.
9. **GSD MATERIALS TESTING EQUIPMENT** — Funding is provided to replace and purchase new materials testing equipment used to support the Pavement Preservation Program, Quality Assurance Program, and Administrative Code mandated testing services.
10. **GSD VEHICLE AND EQUIPMENT REPLACEMENT** — Funding is provided to replace fleet equipment and vehicles for various departments.
11. **POLICE DEPARTMENT (POLICE) HELICOPTER REPLACEMENT** — Funding is provided to replace one helicopter used to support regular police operations.
12. **POLICE VEHICLE REPLACEMENT** — Funding is provided for the acquisition of various non-patrol vehicles.
13. **RECREATION AND PARKS HVAC ASSESSMENT VEHICLES** — Funding is provided for the acquisition of vehicles for the Construction and Maintenance Division HVAC staff to perform maintenance on HVAC systems throughout the City.
14. **TRAFFIC SIGNAL SAFETY PROJECT** — Funding is provided for the design and construction of various traffic signal safety projects.
15. **YARDS AND SHOPS EQUIPMENT** — Funding is provided for as-needed replacement of various capital equipment required for the operation of maintenance yards and shops facilities, in order to achieve more efficient operations and associated cost savings.
16. **ZOO EQUIPMENT** — Funding is provided for the acquisition of a Bobcat 5600 Utility Work Machine to be used at the Los Angeles Zoo’s Elephant exhibit.

The following municipal facilities are proposed for MICLA financing for 2019-20:

17. **ASPHALT PLANT II FACILITY SAFETY IMPROVEMENTS** — Funding is provided to replace and/or install a cold aggregate storage bin, hot asphalt oil tank, an emulsion tank, and a new dust collector at the Asphalt Plant II facility.

18. **ASPHALT PLANT II OPERATIONAL EQUIPMENT IMPROVEMENTS**— Funding is provided to replace worn out operational equipment at the Asphalt Plant II such as an inclined 36 x 32 feet transfer conveyor, a 36 foot drag slat conveyor, and a 36 foot traverse conveyor.
19. **ASPHALT PLANT II STORAGE SILO SAFETY IMPROVEMENTS** — Funding is provided to replace a 270 ton storage silo and a 36 foot silo console at the Asphalt Plant II facility.
20. **BARNSDALL ART PARK** — Funding is provided for the restoration, seismic retrofit, and hazardous materials abatement for Residence A located in Barnsdall Art Park.
21. **BUILDING EQUIPMENT LIFECYCLE REPLACEMENT** — Funding is provided for the lifecycle replacement of aging and obsolete building equipment at the City's highest priority sites, in order to achieve more efficient operations and associated cost savings.
22. **CAPITAL IMPROVEMENTS - FIGUEROA PLAZA BUILDING** — Funding is provided for capital improvements that will preserve and protect the City's investment at this facility, and to provide for the health, safety, and well-being of the building's occupants and visiting members of the public.
23. **CAPITAL IMPROVEMENTS - MARVIN BRAUDE BUILDING** — Funding is provided to continue the capital improvement program at the Marvin Braude Building, which serves as a City hub in the Van Nuys area.
24. **CITYWIDE INFRASTRUCTURE IMPROVEMENTS** — Funding is provided for safety and security capital repairs, air-conditioning, water supply systems, fixtures, and other needed improvements.
25. **CIVIC CENTER MASTER DEVELOPMENT PROGRAM** — Funding is provided to complete the demolition component of the first phase of the Program, the Los Angeles Street Civic Building Project, which includes site preparation, design development, and consultant fees. The total project costs are being developed for the 753,000 square foot building to be located on the site of the old Parker Center building and will house relocated City employees from around the downtown Civic Center.
26. **ELECTRIC VEHICLE CHARGERS – FIRE DEPARTMENT** — Funding is provided to install electric vehicle charging stations at multiple Fire Department facilities throughout the City.
27. **ELECTRIC VEHICLE CHARGERS – POLICE DEPARTMENT** — Funding is provided to continue the expansion of electric vehicle charging stations at multiple Police Department facilities throughout the City. Each installation includes one Direct Current Fastcharger and three Level II chargers.
28. **EMERGENCY MANAGEMENT DEPARTMENT/ POLICE DEPARTMENT AHMANSON RECRUITMENT CENTER ELECTRICAL PANEL UPGRADE** — Funding is provided to retrofit the electrical service panel at the Ahmanson Recruitment Training Center and install a mobile generator pad to ensure continuity of operations for the City's Emergency Operations Centers.
29. **HIGHLAND PARK BUILDING CONSTITUENT SERVICE CENTER** — Funding is provided for tenant improvement work to create usable office space in the Old Bank Building for Council staff and various City departments.
30. **MADRID THEATRE** — Funding is provided to address renovations needed to bring the Madrid Theatre facility up to industry standards.
31. **MUNICIPAL BUILDINGS ENERGY AND WATER MANAGEMENT AND CONSERVATION** — Funding is provided for energy audits, engineering, retro-commissioning, and retrofit work at various City facilities.
32. **NATE HOLDEN PERFORMING ARTS CENTER** — Funding is provided to address critical capital improvements at the Nate Holden Performing Arts Center.
33. **NORTH HOLLYWOOD PARK** — Funding is provided for design development and consultant fees to demolish and redevelop a year round aquatics facility and recreation center.
34. **NORTH VALLEY (SUNLAND TUJUNGA) CITY HALL RENOVATION** — Funding is provided for building renovations at the North Valley City Hall.
35. **PICO HOUSE PROJECT** — Funding is provided to complete a feasibility study for the proposed capital improvements at the historic Pico House at El Pueblo.

36. **PIO PICO LIBRARY POCKET PARK** — Funding is provided for the development of a pocket park at the Pio Pico Library to provide critically needed outdoor recreational space.
37. **PUBLIC SAFETY FACILITIES – ANIMAL SERVICES DEPARTMENT** — Funding is provided to support ongoing capital improvements at various Animal Services facilities.
38. **PUBLIC SAFETY FACILITIES – FIRE DEPARTMENT** — Funding is provided to support ongoing capital improvements at various Fire Department facilities.
39. **PUBLIC SAFETY FACILITIES – POLICE DEPARTMENT** — Funding is provided to support ongoing capital improvements at various Police Department facilities.
40. **PUBLIC SAFETY FACILITIES – POLICE ADMINISTRATION BUILDING** — Funding is provided to support ongoing capital improvements at the Police Administration Building.
41. **RANCHO CIENEGA SPORTS COMPLEX** — Funding is provided to partially offset the Phase I construction shortfall for design and construction of a new replacement sports facility that includes a gymnasium, a fitness annex, a bathhouse, and an indoor pool.
42. **SIXTH STREET VIADUCT – REPLACEMENT PROJECT SUPPLEMENTAL CONSTRUCTION FUNDING** — Funding is provided to address a shortfall for the Sixth Street Viaduct Replacement Project for additional scope, change orders, and cost overruns.
43. **SPACE OPTIMIZATION TENANT WORK** — Funding is provided for tenant improvements and the relocation of City staff in accordance with the City's Space Optimization Plan, as recommended by the Municipal Facilities Committee.
44. **VISION THEATRE PHASE II, III and IV (MANCHESTER JR. ARTS)** — Funding is provided to partially offset the construction shortfall for the final phases of this multi-phased project. The development of the junior arts facility along with various theatre restoration work was completed under phase one of the project. Additional theatre enhancements and preservation work will be accomplished with this funding including historical renovation of the audience chamber, American with Disabilities Act compliance, restoration of the historic ceiling, stage improvements, and other approved upgrades.
45. **WEST VALLEY MUNICIPAL FACILITY PROJECT** — Funding is provided for the reconstruction of the employee parking lot at the West Valley Municipal Center.

The following capital improvements to the Los Angeles Convention Center are proposed for MICLA financing for 2019-20:

46. **BUILDING AUTOMATION SYSTEM UPGRADE** — Funding is provided to replace the Los Angeles Convention Center's building automation that controls the facility's air conditioning, ventilation, and heating systems. This project includes the installation of new devices, controllers, and components, as well as transitioning systems from pneumatic-controlled (pressure-regulated) devices to a new direct digital control system that is more energy efficient and regulates temperature more accurately.
47. **ROOM LIGHTING DIMMING CONTROL SYSTEM UPGRADE** — Funding is provided for the fourth and final phase to complete the lighting control system upgrade to offer greater functionality and improved interface. This phase will address the 500 series meeting rooms (West Hall) and Petree Hall.
48. **WEST HALL WALK-IN COOLERS REPLACEMENT AND REFURBISHMENT** — Funding is provided to replace and refurbish ten existing walk-in coolers in the West Hall kitchen and accompanying equipment that has surpassed its useful life.



# CAPITAL IMPROVEMENT EXPENDITURE PROGRAM

## BASIS FOR THE PROPOSED BUDGET

### SUMMARY

The 2019-20 Proposed Budget for the Capital Improvement Expenditure Program (CIEP) relates to current year funding as follows:

	General Fund	Special Funds	Total	Other Funds *
2018-19 Adopted Budget	\$ 36,697,426	\$ 364,644,263	\$ 401,341,689	\$ 147,808,710
2019-20 Proposed Budget	\$ 25,316,879	\$ 427,132,311	\$ 452,449,190	\$ 119,055,576
Change from 2018-19 Budget	\$ (11,380,547)	\$ 62,488,048	\$ 51,107,501	\$ (28,753,134)
% Change	(31.0%)	17.1%	12.7%	(19.5%)

\* Other funds consist of General Obligation (GO) Bonds and Municipal Improvement Corporation of Los Angeles (MICLA) financing. The amounts from these funds are provided for informational purposes only.

The Proposed Capital Improvement Expenditure Program provides for the utilization of special funds which are restricted to the construction or improvement of permanent facilities and General Fund financing of necessary capital improvements for which special fund financing is unavailable or ineligible.

The City's Financial Policies recommend the programming of one percent of General Fund revenue to fund capital or infrastructure improvements. For 2019-20, General Fund revenues are projected to be \$6.53 billion, resulting in a one percent target totaling \$65.3 million. The 2019-20 Proposed CIEP General Fund financing totals \$25.3 million. An additional \$15.4 million in General Fund is provided for sidewalk repairs, \$31.6 million in General Fund for the Pavement Preservation Program, and \$1.0 million in the General City Purposes budget for capital improvements. The Proposed Budget allocates a total of \$73.3 million or 1.12 percent in General Fund for capital and infrastructure improvements.

The projects proposed for funding in the CIEP were selected on a priority basis using criteria such as: (1) recognition of environmental requirements or mitigation of health or safety hazards; (2) commitment to or coordination with the activities of other agencies; (3) additional service requirements for growing areas; (4) participation with citizens in the funding of assessment act projects; (5) completion or continuation of previously authorized work; (6) protection of previous investment in public works; (7) provision of efficient facilities to support ongoing operations; and, (8) maximization of grant funds.

The CIEP has been separated into three sections for purposes of presentation. Following the summary information is the **Municipal Facilities** category, which includes the construction or improvement of City-owned structures and facilities such as parks, libraries, fire and police stations, yards, and shops. Funds for these projects are provided from the General Fund and various special funds. Other funds identified in the summary above include General Obligation Bonds (GO Bonds) and lease financing through the Municipal Improvement Corporation of Los Angeles (MICLA).

Following the Municipal Facilities category is the **Physical Plant** category, which includes a variety of stormwater, street, and street lighting projects. These projects are primarily funded by the General Fund, Measure W, Measure M Local Return Fund, Road Maintenance and Rehabilitation Fund (SB1), and Street Damage Restoration Fee Fund. All of these funds will provide for the following types of projects: flood control and pollution abatement, storm damage repair, street widening and reconstruction, street lighting, traffic control, bikeways, and water quality improvement. Other funds identified in the summary above include projects funded by the Proposition O General Obligation Bond which are handled outside the budget.

Following the Physical Plant category is the **Clean Water** category, which includes the Clean Water projects funded from the Sewer Construction and Maintenance Fund. Clean Water has been developed as a separate program to reflect the conversion to an enterprise operation to support revenue bonds.



The proposed sources of funds for the CIEP and the change from the 2018-19 Budget are as follows:

Fund	2018-19 Adopted Budget	Change	2019-20 Proposed Budget
<b>General Fund and Special Funds</b>			
General Fund	\$ 36,697,426	\$ (11,380,547)	\$ 25,316,879
Measure M Local Return Fund	4,543,839	5,046,031	9,589,870
Special Gas Tax Street Improvement Fund [1]	6,859,104	(6,859,104)	-
SB1 Road Maintenance and Rehabilitation Fund	18,020,078	11,219,803	29,239,881
Public Works Trust Fund [2]	1,745,242	(1,745,242)	-
Street Damage Restoration Fund	-	1,631,000	1,631,000
Measure W Local Return Fund	-	12,051,560	12,051,560
Sewer Construction and Maintenance Fund	329,976,000	41,144,000	371,120,000
Park and Recreational Sites and Facilities Fund	<u>3,500,000</u>	<u>-</u>	<u>3,500,000</u>
<b>Total General Fund and Special Funds</b>	<b><u>\$ 401,341,689</u></b>	<b><u>\$ 51,107,501</u></b>	<b><u>\$ 452,449,190</u></b>
<b>Other Funds</b>			
MICLA – Municipal Facilities [3]	\$ 96,731,710	\$ (27,676,434)	\$ 69,055,276
Convention Center Revenue Fund [3]	1,077,000	(1,077,000)	-
GO Bonds – Physical Plant [3]	<u>50,000,000</u>	<u>-</u>	<u>50,000,000</u>
<b>Total Other Funds</b>	<b><u>\$ 147,808,710</u></b>	<b><u>\$ (28,753,434)</u></b>	<b><u>\$ 119,055,276</u></b>

The following table sets forth the proposed CIEP for 2019-20 by project category, comparing the 2018-19 program to the 2019-20 program:

#### 2019-20 CAPITAL IMPROVEMENT EXPENDITURE PROGRAM

Municipal Facilities Projects	2018-19 Adopted Budget	Change	2019-20 Proposed Budget
Arts and Cultural Opportunities	\$ 107,243	\$ (11,374)	\$ 95,869
Buildings and Facilities	20,858,553	(855,081)	20,003,472
Recreational Opportunities	<u>3,500,000</u>	<u>-</u>	<u>3,500,000</u>
<b>Total – Municipal Facilities</b>	<b><u>\$ 24,465,796</u></b>	<b><u>\$ (866,455)</u></b>	<b><u>\$ 23,599,341</u></b>
<b>Physical Plant Projects [1,4]</b>			
Street Repair, Bikeways, and Pedestrian Improvement [5]	\$ 25,589,263	\$ 7,513,260	\$ 33,102,523
Street Lighting	4,895,000	(1,778,000)	3,117,000
Stormwater	15,415,630	4,094,696	19,510,326
Contingencies [6]	<u>1,000,000</u>	<u>1,000,000</u>	<u>2,000,000</u>
<b>Total – Physical Plant</b>	<b><u>\$ 46,899,893</u></b>	<b><u>\$ 10,829,956</u></b>	<b><u>\$ 57,729,849</u></b>
<b>Clean Water Facilities Projects</b>	<b><u>\$ 329,976,000</u></b>	<b><u>\$ 41,144,000</u></b>	<b><u>\$ 371,120,000</u></b>
<b>TOTAL</b>			
<b>CAPITAL IMPROVEMENT EXPENDITURE PROGRAM</b>	<b><u>\$ 401,341,689</u></b>	<b><u>\$ 51,096,127</u></b>	<b><u>\$ 452,449,190</u></b>

- [1] The City Administrative Officer may approve changes in the planned utilization of funds between the General Fund, Special Gas Tax Street Improvement Fund, Road Maintenance and Rehabilitation Fund (SB1), Measure M Local Return Fund, Measure W Local Return Fund, and Street Damage Restoration Fund for Street Projects and may approve transfers of funds not required to complete approved capital projects to other approved capital projects.
- [2] Public Works Trust Fund is an off-budget source of funding.
- [3] MICLA, Convention Center Revenue Funds, and GO Bonds (including bonds authorized by Proposition O) amounts are provided for informational purposes only.
- [4] The City Administrative Officer may approve transfers within the same fund of \$25,000 or 25 percent of project amounts (whichever is greater), not to exceed \$100,000, to or between eligible capital improvement projects or accounts approved by the Mayor and City Council.
- [5] Subject to receipt of actual funds from the Los Angeles County Metropolitan Transportation Authority and/or the State of California.
- [6] The City Administrative Officer may approve transfers of any amount from the Contingencies Account to any project listed or any project previously approved by the Mayor and City Council.

**THIS PAGE INTENTIONALLY LEFT BLANK**

# CAPITAL IMPROVEMENT EXPENDITURE PROGRAM

## BASIS FOR THE PROPOSED BUDGET

### CLEAN WATER

The 2019-20 Proposed Budget for the Clean Water Capital Improvement Expenditure Program (CIEP) relates to current year funding as follows:

	<b>Amount</b>	<b>% Change</b>
2018-19 Adopted Budget	\$ 329,976,000	
2019-20 Proposed Budget	\$ 371,120,000	
Change from 2018-19 Budget	\$ 41,144,000	12.1%

The total 2019-20 proposed program cost for the CIEP is \$371,120,000. The Program is administered by the Department of Public Works, Bureau of Sanitation and consists of wastewater facility improvement projects at the City's four wastewater treatment plants and 49 pumping plants, as well as more than 6,700 miles of mainline sewers. The projects in the CIEP are divided into seven categories: Collection Systems, Donald C. Tillman Water Reclamation Plant, Hyperion Water Reclamation Plant, Los Angeles-Glendale Water Reclamation Plant, Pumping Plants, Terminal Island Water Reclamation Plant, and System-wide improvements.

The CIEP is funded entirely from Clean Water System revenues, including Sewer Service Charge (SSC). Revenues are deposited into and expended from the Sewer Construction and Maintenance (SCM) Fund. The SCM Fund was converted into an enterprise fund in order to support revenue bonds. The SCM Fund is comprised of a number of separate funds created to properly account for revenues and expenditures and interest earnings on bond proceeds.

SSC will increase by 6.2 percent on July 1, 2019, reflecting a 6.2 percent increase over 2018-19 SSC revenues of \$626.8 million. Only a portion of SSC revenue funds the CIEP.

The current CIEP is focused on the ten-year Collection System Settlement Agreement (CSSA). The CSSA is a consent decree that articulates specific requirements for the wastewater collection system with the objective of reducing sewer spill risk and the associated overflow. While the ten-year term of the CSSA expired in 2014, the Bureau of Sanitation plans to continue to meet and exceed the terms of the CSSA in order to avoid future liability and protect public health.

Current major capital projects include:

- Funding of \$157.5 million for the construction of various collection system projects;
- Funding in the amount of \$26.6 million for the construction of the Venice Dual Force Main to supplement the existing 48-inch force main sewer built in 1960 that conveys sewage from the Venice Pumping Plant to the Hyperion Water Reclamation Plant. This project will allow for routine inspection and maintenance of the existing 48-inch force main sewer and protect the public from a potential sewage spill by adding capacity and redundancy; and,
- Funding in the amount of \$16 million for the development of an Advanced Wastewater Purification Facility (AWPF) at the Hyperion Water Reclamation Plant in order to supply advanced treated recycled water to the Los Angeles World Airports and nearby uses.

	<b>2018-19 Adopted Budget</b>	<b>2019-20 Proposed Budget</b>
<b>WASTEWATER COLLECTION, TREATMENT, AND DISPOSAL</b>		
<b>Collection System (CS)</b>	\$ 115,766,000	\$ 157,452,000
A significant portion of the Capital Program for this category reflects CSSA requirements. Planned expenditures have increased to account for additional scrubber facility upgrades and North Outfall Sewer rehabilitations. Funds are also provided for other sewer rehabilitations, miscellaneous replacement projects, and emergency sewer repairs.		
<b>Donald C. Tillman Water Reclamation Plant (DCTWRP)</b>	30,656,000	21,863,000
Planned expenditures include berm improvements, construction of the blower air cleanup system, maintenance facilities expansion, improvement of the electrical power system, replacement of the control system, and other equipment replacement.		
<b>Hyperion Water Reclamation Plant (HWRP)</b>	75,554,000	75,623,000
Planned expenditures include rehabilitation of the one-mile outfall structure, improvements of the headworks facility, secondary clarifier upgrades, improvements to the primary tanks skimmer, development of the Los Angeles World Airport Advanced Water Treatment Facility, replacement of the control system, standard equipment replacement, and other upgrade projects.		
<b>Los Angeles - Glendale Water Reclamation Plant (LAGWRP)</b>	25,608,000	18,677,000
Planned expenditures include replacement of the control system, improvements of the dechlorination chamber, improvement of the headworks facility, development of the Personnel Building facility, primary effluent equalization storage plan, and standard equipment replacement.		
<b>Pumping Plants (PP)</b>	30,378,000	35,072,000
Planned expenditures include installation of a force main at the Venice Pumping Plant, generator replacements, and other replacement projects.		
<b>System-wide (SW)</b>	41,180,000	52,973,000
Planned expenditures include the Machado Lake Pipeline Eastern Reach and miscellaneous system-wide activities such as facilities planning and design, equipment replacement, construction services, and equipment upgrade or replacement.		
<b>Terminal Island Water Reclamation Plant (TIWRP)</b>	10,834,000	9,460,000
Planned expenditures include replacement of the aeration system, replacement of the final skimmer system and digester gas pipe, and standard equipment replacement.		
<b>TOTAL CLEAN WATER CAPITAL IMPROVEMENT EXPENDITURE PROGRAM</b>	<b><u>\$ 329,976,000</u></b>	<b><u>\$ 371,120,000</u></b>

# CAPITAL IMPROVEMENT EXPENDITURE PROGRAM

## BASIS FOR THE PROPOSED BUDGET

### MUNICIPAL FACILITIES

The 2019-20 Proposed Budget for the Municipal Facilities Capital Improvement Expenditure Program (CIEP) relates to current year funding as follows:

	<b>General Fund</b>	<b>Special Funds</b>	<b>Total Budget</b>	<b>Other Funds*</b>	<b>Total Program</b>
2018-19 Adopted Budget	\$ 20,965,796	\$ 3,500,000	\$ 24,465,796	\$ 97,808,710	\$ 122,274,506
2019-20 Proposed Budget	\$ 20,099,341	\$ 3,500,000	\$ 23,599,341	\$ 69,050,276	\$ 92,649,617
Change from 2018-19 Budget	\$ (866,455)	\$ 0	\$ (866,455)	\$ (28,758,434)	\$ (29,624,889)
Percent Change	(4.1%)	0.00%	(3.5%)	(29.4%)	(24.2%)

\* Other funds consist of the Municipal Improvement Corporation of Los Angeles (MICLEA) financing and Convention Center Revenue Fund for various projects. These funds are provided for informational purposes only.

The total 2019-20 program cost for municipal facilities capital improvements is approximately \$92.65 million. The program cost consists of \$20.1 million in General Fund appropriations, \$3.5 million in special fund appropriations, and \$69.05 million in Municipal Improvement Corporation of Los Angeles (MICLEA) financing.

Ongoing municipal facilities capital programs include:

- Critical infrastructure repairs and improvements to address maintenance, health, and safety issues at a number of City facilities. Repairs include roof repair, lead-paint removal, asbestos removal, fire/life-safety system upgrades, elevator modernization, and upgrades of various other building systems. Funding is provided for only the most critical infrastructure repairs.
- Capital improvement and repair programs for the Figueroa Plaza Towers, Marvin Braude Building, Police Administration Building, Public Safety Facilities, and Public Works Building.
- Assessment and remediation of contaminated soil along with other hazard mitigation measures required for City-owned facilities.

Projects funded in 2019-20 include the following:

- Pre-development of the Civic Center Master Development Program, including demolition, site preparation, and environmental analysis.
- Asphalt repair and repaving of the Zoo's far north parking lot in preparation for a Resilient Solar project that is in partnership with the Los Angeles Department of Water and Power.
- Installation of electric vehicle charging stations at Fire and Police Department facilities.
- Infrastructure improvements for the City's yards and shops facilities.
- Investment in cultural and recreational facilities to leverage supplemental funding sources and to provide enhanced services to the local community.

City municipal facilities projects financed by the General Fund are subject to a One Percent Assessment for the Arts (Los Angeles Administrative Code Section 19.85). The assessment is due on the total cost of construction, improvement, or remodeling work for each CIEP project. The 2019-20 CIEP contains \$95,869 from the General Fund to comply with this mandate.

The following table details the proposed amount by funding source for the 2019-20 Municipal Facilities CIEP.

**2019-20 Proposed Amount by Funding Source**

<b>Fund</b>	<b>2019-20 Amount</b>
General Fund	\$ 20,099,341
Park and Recreational Sites and Facilities Fund	3,500,000
<b>Sub-Total Budget</b>	<b><u>\$ 23,599,341</u></b>
MICLA Financing	\$ 69,050,276
<b>Sub-Total Other Funds</b>	<b><u>\$ 69,050,276</u></b>
<b>Total Program</b>	<b><u>\$ 92,649,617</u></b>

The category rankings for all projects are based on the following criteria. Projects may qualify under multiple categories. Category rankings are in priority order:

- Category 1 Projects that eliminate or mitigate health and safety hazards to City employees or the public (landfills, asbestos removal, toxic waste).
- Category 2 Projects that are federal, state, or otherwise legally-mandated.
- Category 3 Projects that may have been previously designed and are ready for construction; projects that will have an immediate payback or are fee supported; or projects that cannot be postponed.
- Category 4 Projects that improve work site efficiency or projects that have high benefit but could be postponed.
- Category 5 Projects that are highly desirable, but optional.

**GENERAL FUND**

The capital improvements listed in this section are funded through General Fund appropriations.

<b>CATEGORY</b>	<b>PROJECT TITLE</b>	<b>ACTIVITY*</b>	<b>2019-20 AMOUNT</b>
<b>4</b>	<b>Bureau of Street Services Critical Repairs</b>	<b>C</b>	<b>\$ 250,000</b>

Funding is provided to address safety hazards and regulatory compliance issues at yards and shops facilities operated by the Bureau of Street Services (BSS) as part of a multi-year program. This will enable BSS to prioritize use of this funding to address the most critical safety hazards and regulatory compliance.

<b>1</b>	<b>Capital Improvements - Figueroa Plaza Building</b>	<b>C</b>	<b>\$ 200,000</b>
----------	---	----------	-------------------

Funding is provided for capital repairs and improvements that will preserve and protect the City's investment at this facility, and to provide for the health, safety, and well-being of the building's occupants and visiting members of the public.

<b>1</b>	<b>Capital Repair - Public Works Building</b>	<b>C</b>	<b>\$ 782,782</b>
----------	---	----------	-------------------

Funding is provided to continue the capital repair program at the Public Works Building to safeguard the City's investment in this facility, and to provide for the health, safety, and well-being of the building's occupants and visiting members of the public.

<b>1, 2</b>	<b>Citywide Building Hazard Mitigation Program</b>	<b>C</b>	<b>\$ 750,000</b>
-------------	--	----------	-------------------

Funding is provided for the continued removal of unanticipated asbestos, lead paint, lead abatement, and mold hazards encountered during maintenance and construction in City buildings.

<b>1, 2</b>	<b>Citywide Elevator Repairs</b>	<b>C</b>	<b>\$ 850,000</b>
-------------	----------------------------------	----------	-------------------

Funding is provided for the continued repair and upgrade of elevators at City-owned buildings.

<b>1</b>	<b>Citywide Infrastructure Improvements</b>	<b>C</b>	<b>\$ 640,000</b>
----------	---	----------	-------------------

Funding is provided to continue to address health and safety-related infrastructure issues on a citywide basis. Projects include safety and security repairs, air-conditioning, water supply systems, fixtures, and other critical maintenance items.

<b>1</b>	<b>Citywide Non-Ductile Concrete Building Ordinance Compliance</b>	<b>C</b>	<b>\$ 250,000</b>
----------	--	----------	-------------------

Funding is provided to develop and hire consultants for preliminary structural retrofit assessments in order to comply with the City's Non-Ductile Concrete Building Ordinance No. 183893, that requires retrofits and improvements to buildings under this ordinance by altering or adding structural elements to mitigate the deficiencies of these existing buildings.

<b>1</b>	<b>Citywide Nuisance Abatement</b>	<b>C</b>	<b>\$ 820,000</b>
----------	------------------------------------	----------	-------------------

Funding is provided to address nuisance abatement issues at City-owned properties. Work will be prioritized to secure these City-owned properties pending disposition for purposes such as economic development.

\* "PP" indicates preliminary study. "D" indicates design. "C" indicates construction work. "R/W" indicates land or building acquisition.



**GENERAL FUND (cont.)**

<b>CATEGORY</b>	<b>PROJECT TITLE</b>	<b>ACTIVITY*</b>	<b>2019-20 AMOUNT</b>
<b>1</b>	<b>Citywide Roof Repairs</b>	<b>C</b>	<b>\$ 1,300,000</b>
Funding is provided for continued roof repairs at City facilities with the most critical problems, including removal and replacement of damaged or degraded roofs, downspouts, gutters, expansion joints, waterproofing, and expanded cool roof applications.			
<b>1, 2</b>	<b>Civic and Community Facilities</b>	<b>C</b>	<b>\$ 750,000</b>
Funding is provided to address deferred maintenance, alterations and improvements, and for design or construction start-up of civic and community facilities and to address legally required improvements to City facilities acquired through eminent domain.			
<b>4</b>	<b>Civic Center Master Development Program Environmental Impact Report</b>	<b>PP/D/C</b>	<b>\$ 1,000,000</b>
Funding is provided to initiate the environmental impact report process for all remaining phases of the approved Civic Center Master Development Plan.			
<b>2</b>	<b>Contaminated Soil Removal/Mitigation</b>	<b>C</b>	<b>\$ 1,000,000</b>
Funding is provided to continue consultant soils analyses of contaminated sites and technical expertise in preparing mitigation plans for regulatory approval. Funding is also provided for assessments and contaminated soil clean-up at City facilities.			
<b>1</b>	<b>CRA Future Development/Capital Repair</b>	<b>C</b>	<b>\$ 180,000</b>
Funding is provided to address the rehabilitation and maintenance of CRA development properties.			
<b>2</b>	<b>Fire Life Safety Building Systems (Reg. 4)</b>	<b>C</b>	<b>\$ 1,100,000</b>
Funding is provided to perform Fire Department Regulation 4 testing, repair, replacement, and certification of mandated fire/life safety, alarm, and monitoring systems of up to 250 buildings.			
<b>1, 4</b>	<b>Municipal Buildings Energy and Water Management and Conservation</b>	<b>C</b>	<b>\$ 1,232,290</b>
Funding is provided for energy audits, engineering, retro-commissioning, and retrofit work at various City facilities.			
<b>2</b>	<b>One Percent for the Arts</b>	<b>C</b>	<b>\$ 95,869</b>
Funding is provided for the one percent assessment on General Fund projects. The construction portion of the City's Capital Improvement Expenditure Program is subject to a one percent assessment for the arts. Projects funded through special funds or through MICLA financing will be assessed separately. Fee assessments on General Fund projects are transferred to the Arts and Cultural Facilities and Services Trust Fund on an annual basis.			
<b>1, 2</b>	<b>Overhead Doors, Automatic Gates, and Awnings</b>	<b>C</b>	<b>\$ 300,000</b>
Funding is provided for overhead doors and automatic gate repairs at various City facilities. These repairs are needed to ensure safe operation of City facilities and to provide acceptable work conditions for staff.			

\* "PP" indicates preliminary study. "D" indicates design. "C" indicates construction work. "R/W" indicates land or building acquisition.

**GENERAL FUND (cont.)**

<b>CATEGORY</b>	<b>PROJECT TITLE</b>	<b>ACTIVITY*</b>	<b>2019-20 AMOUNT</b>
1	<b>Public Safety Facilities- Animal Services Facilities</b>	<b>C</b>	<b>\$ 100,000</b>
Funding is provided to support ongoing capital repairs and maintenance at various Animal Services Facilities.			
1	<b>Public Safety Facilities- Fire Department Facilities</b>	<b>C</b>	<b>\$ 120,000</b>
Funding is provided to support ongoing capital repairs and maintenance at various Fire Department facilities.			
1	<b>Public Safety Facilities- Police Department Facilities</b>	<b>C</b>	<b>\$ 190,000</b>
Funding is provided to support ongoing capital repairs and maintenance at various Police Department facilities.			
1	<b>Public Safety Facilities- Police Administration Building</b>	<b>C</b>	<b>\$ 70,000</b>
Funding is provided to support ongoing capital repairs and maintenance at the Police Administration Building.			
1, 2	<b>Sixth Street Viaduct - Replacement Project Supplemental Construction Funding</b>	<b>C</b>	<b>\$ 3,850,000</b>
Funding is provided to address a shortfall for the Sixth Street Viaduct Replacement Project for consultants and staff costs for the Bureaus of Engineering and Contract Administration due to construction delays.			
1, 2	<b>Tinker Toy Lot 7</b>	<b>C</b>	<b>\$ 2,488,100</b>
Funding is provided for demolition of the existing parking structure, and the installation of asphalt, security lighting, landscaping, and storm drain system for on-grade parking.			
4	<b>Yards and Shops - Capital Equipment</b>	<b>--</b>	<b>\$ 680,000</b>
Funding is provided for as-needed repair and replacement of various capital equipment required for the operation of maintenance yards and shops facilities in order to achieve more efficient operations and associated costs savings.			
4	<b>Yards and Shops - Master Plan Study</b>	<b>--</b>	<b>\$ 500,000</b>
Funding is provided to offset any potential shortfall for Phase I to include facilities within the Civic Center and South Los Angeles regions, or to initiate Phase II of the project for study and analysis of an additional geographic region.			
3	<b>Zoo/LADWP Solar Resiliency Partnership Project</b>	<b>C</b>	<b>\$ 600,300</b>
Funding is provided for asphalt repair and repaving of the Zoo's far north parking lot in preparation for a Resilient Solar project that is in partnership with the Los Angeles Department of Water and Power.			
<b>Subtotal General Fund</b>			<b><u>\$ 20,099,341</u></b>

\* "PP" indicates preliminary study. "D" indicates design. "C" indicates construction work. "R/W" indicates land or building acquisition.

**PARK AND RECREATIONAL SITES AND FACILITIES FUND**

Funding for the capital improvements at Department of Recreation and Parks facilities are generated by a dwelling unit tax assessed on new construction in the City.

<b>CATEGORY</b>	<b>PROJECT TITLE</b>	<b>ACTIVITY*</b>	<b>2019-20 AMOUNT</b>
<b>3</b>	<b>Various Recreation and Parks Facilities</b>	<b>C</b>	<b>\$ 3,500,000</b>

Funding is provided to construct and complete various projects that have already been approved and are under construction. These funds will also be used to offset known project shortfalls. Allocations to specific projects are provided by the City Administrative Officer, subject to approval by the Mayor and City Council. For 2019-20, funding will be allocated in amounts based on final bid results for active projects ready to proceed into acquisition or construction. Priority will also be given to address funding shortfalls for Proposition K projects as part of a final program reconciliation currently underway, in order to leverage availability of supplemental funding sources and to satisfy the City's obligation to complete the Proposition K specified program requirements defined in the Ballot Measure that established the program.

<b>Subtotal Park and Recreational Sites and Facilities Fund</b>	<b><u>\$ 3,500,000</u></b>
---	----------------------------

\* "PP" indicates preliminary study. "D" indicates design. "C" indicates construction work. "R/W" indicates land or building acquisition.

**MICLA-ISSUED FINANCING**

Proceeds from the issuance of MICLA lease obligations or other types of debt will be used to finance the projects listed below. The debt service payments associated with these types of financing will be funded by the City through an annual appropriation of General Fund or Special Fund monies. The recommended amounts shown do not include interest costs. The cost of borrowing is based on market rates and conditions at that time of issuance.

The following Municipal Facilities projects have been proposed for MICLA-issued financing.

<b>CATEGORY</b>	<b>PROJECT TITLE</b>	<b>ACTIVITY*</b>	<b>2019-20 AMOUNT</b>
<b>1</b>	<b>Asphalt Plant II Facility Safety Improvements</b>	<b>C</b>	<b>\$ 487,298</b>

Funding is provided to replace and/or install a cold aggregate storage bin, hot asphalt oil tank, an emulsion tank, and a new dust collector at the Asphalt Plant II facility.

<b>1</b>	<b>Asphalt Plant II Operational Equipment Improvements</b>	<b>C</b>	<b>\$ 670,000</b>
----------	--	----------	-------------------

Funding is provided to replace worn out operational equipment at the Asphalt Plant II such as an inclined 36 x 32 feet transfer conveyor, 36 foot drag slat conveyor, and 36 foot traverse conveyor.

<b>1</b>	<b>Asphalt Plant II Storage Silo Safety Improvements</b>	<b>C</b>	<b>\$ 806,272</b>
----------	--	----------	-------------------

Funding is provided to replace a 270 ton storage silo and 36 foot silo console at the Asphalt Plant II facility.

<b>1</b>	<b>Barnsdall Art Park</b>	<b>C</b>	<b>\$ 1,900,000</b>
----------	---------------------------	----------	---------------------

Funding is provided for the restoration, seismic retrofit, and hazardous materials abatement for Residence A located in Barnsdall Art Park.

<b>1, 2</b>	<b>Building Equipment Lifecycle Replacement</b>	<b>C</b>	<b>\$ 2,500,000</b>
-------------	---	----------	---------------------

Funding is provided for the lifecycle replacement of aging and obsolete building equipment at the City's highest priority sites, in order to achieve more efficient operations and associated cost savings.

<b>1</b>	<b>Capital Improvements - Figueroa Plaza Building</b>	<b>C</b>	<b>\$ 800,000</b>
----------	---	----------	-------------------

Funding is provided for capital improvements that will preserve and protect the City's investment at this facility, and to provide for the health, safety, and well-being of the building's occupants and visiting members of the public.

<b>1</b>	<b>Capital Improvements - Marvin Braude Building</b>	<b>C</b>	<b>\$ 200,000</b>
----------	--	----------	-------------------

Funding is provided to continue the capital improvement program at the Marvin Braude Building, which serves as a City hub in the Van Nuys area.

\* "PP" indicates preliminary study. "D" indicates design. "C" indicates construction work. "R/W" indicates land or building acquisition.

**MICLA-ISSUED FINANCING (cont.)**

<b>CATEGORY</b>	<b>PROJECT TITLE</b>	<b>ACTIVITY*</b>	<b>2019-20 AMOUNT</b>
<b>1</b>	<b>Citywide Infrastructure Improvements</b>	<b>C</b>	<b>\$ 1,360,000</b>
Funding is provided to continue to address health and safety-related infrastructure issues on a citywide basis. Projects include safety and security repairs, air-conditioning, water supply systems, fixtures, and other critical maintenance items.			
<b>4</b>	<b>Civic Center Master Development Program</b>	<b>PP/D/C</b>	<b>\$ 11,300,000</b>
Funding is provided to complete the demolition component of the first phase of the Program, the Los Angeles Street Civic Building Project, which includes site preparation, design development, environmental analysis, and consultant fees. The total project costs are being developed for the 753,000 square foot building to be located on the site of the old Parker Center building and will house relocated City employees from around the downtown Civic Center area.			
<b>3, 4</b>	<b>Electric Vehicle Chargers – Fire Department</b>	<b>C</b>	<b>\$ 2,200,000</b>
Funding is provided to install electric vehicle charging stations at multiple Fire Department facilities throughout the City.			
<b>3, 4</b>	<b>Electric Vehicle Chargers – Police Department</b>	<b>C</b>	<b>\$ 2,000,000</b>
Funding is provided to continue the expansion of electric vehicle charging stations at multiple Police Department facilities throughout the City. Each installation includes one Direct Current Fastcharger and three Level II chargers.			
<b>1</b>	<b>Emergency Management Department/ Police Department Ahmanson Recruitment Center Electrical Service Upgrade</b>	<b>C</b>	<b>\$ 396,437</b>
Funding is provided to retrofit the electrical service panel at the Ahmanson Recruitment Training Center and install a mobile generator pad to ensure continuity of operations for the City's Emergency Operations Centers.			
<b>1, 3</b>	<b>Highland Park Building Constituent Service Center</b>	<b>C</b>	<b>\$ 2,975,000</b>
Funding is provided for tenant improvement work to create usable office space of approximately 10,740 square feet of the Old Bank Building for Council staff and various City departments.			
<b>1, 3</b>	<b>Madrid Theatre</b>	<b>C</b>	<b>\$ 5,500,000</b>
Funding is provided to address renovations needed to bring the Madrid Theatre facility up to industry standards.			
<b>1, 4</b>	<b>Municipal Buildings Energy and Water Management and Conservation</b>	<b>C</b>	<b>\$ 3,517,710</b>
Funding is provided for energy audits, engineering, retro-commissioning, and retrofit work at various City facilities.			
<b>3</b>	<b>Nate Holden Performing Arts Center</b>	<b>C</b>	<b>\$ 413,375</b>
Funding is provided to address critical capital improvements at the Nate Holden Performing Arts Center.			

\* "PP" indicates preliminary study. "D" indicates design. "C" indicates construction work. "R/W" indicates land or building acquisition.

**MICLA-ISSUED FINANCING (cont.)**

<b>CATEGORY</b>	<b>PROJECT TITLE</b>	<b>ACTIVITY*</b>	<b>2019-20 AMOUNT</b>
<b>4</b>	<b>North Hollywood Park</b>	<b>PP/D</b>	<b>\$ 1,000,000</b>

Funding is provided for design development and consultant fees to demolish and redevelop a year round aquatics facility and recreation center.

<b>3</b>	<b>North Valley (Sunland Tujunga) City Hall Renovation</b>	<b>C</b>	<b>\$ 2,350,000</b>
----------	--	----------	---------------------

Funding is provided to fund needed renovation work at the North Valley City Hall.

<b>4</b>	<b>Pico House Project</b>	<b>C</b>	<b>\$ 2,000,000</b>
----------	---------------------------	----------	---------------------

Funding is provided to complete a feasibility study for the proposed capital improvements at the historic Pico House at El Pueblo, a 3-story building completed in 1870, which is currently listed as a California Historical Landmark, and a National Historic Landmark (part of the Los Angeles Plaza Historic District).

<b>2</b>	<b>Pio Pico Library Pocket Park</b>	<b>C</b>	<b>\$ 2,000,000</b>
----------	-------------------------------------	----------	---------------------

Funding is provided for the development of a pocket park co-located at the Pio Pico Library to provide critically needed outdoor recreational space for use by the local community and library patrons.

<b>1</b>	<b>Public Safety Facilities - Animal Services Facilities</b>	<b>C</b>	<b>\$ 400,000</b>
----------	--	----------	-------------------

Funding is provided to support ongoing capital improvements at various Animal Services facilities.

<b>1</b>	<b>Public Safety Facilities - Fire Department Facilities</b>	<b>C</b>	<b>\$ 480,000</b>
----------	--	----------	-------------------

Funding is provided to support ongoing capital improvements at various Fire Department facilities.

<b>1</b>	<b>Public Safety Facilities - Police Department Facilities</b>	<b>C</b>	<b>\$ 760,000</b>
----------	--	----------	-------------------

Funding is provided to support ongoing capital improvements at various Police Department facilities.

<b>1</b>	<b>Public Safety Facilities - Police Administration Building</b>	<b>C</b>	<b>\$ 280,000</b>
----------	--	----------	-------------------

Funding is provided to support ongoing capital improvements at the Public Administration Building.

<b>3</b>	<b>Rancho Cienega Sports Complex</b>	<b>C</b>	<b>\$ 3,250,000</b>
----------	--------------------------------------	----------	---------------------

Funding is provided to partially offset the Phase I construction shortfall for design and construction of a new replacement sports facility that includes a gymnasium, fitness annex, bathhouse, and indoor pool.

<b>1, 2</b>	<b>Sixth Street Viaduct - Replacement Project Supplemental Construction Funding</b>	<b>C</b>	<b>\$ 11,000,000</b>
-------------	---	----------	----------------------

Funding is provided to address a shortfall for the Sixth Street Viaduct Replacement Project for additional scope, change orders, and cost overruns.

\* "PP" indicates preliminary study. "D" indicates design. "C" indicates construction work. "R/W" indicates land or building acquisition.

**MICLA-ISSUED FINANCING (cont.)**

<b>CATEGORY</b>	<b>PROJECT TITLE</b>	<b>ACTIVITY*</b>	<b>2019-20 AMOUNT</b>
<b>1</b>	<b>Space Optimization Tenant Work</b>	<b>C</b>	<b>\$ 2,250,000</b>

Funding is provided for tenant improvements and the relocation of City staff in accordance with the City's Space Optimization Plan, as recommended by the Municipal Facilities Committee.

<b>2, 3</b>	<b>Vision Theatre Phase 2, 3 &amp; 4 (Manchester Jr. Arts)</b>	<b>C</b>	<b>\$ 1,140,684</b>
-------------	--	----------	---------------------

Funding is provided to partially offset the construction shortfall for the final phases of this multi-phased project. The development of the junior arts facility along with various theatre restoration work was completed under phase one of the project. Additional theatre enhancements and preservation work will be accomplished with this funding including historical renovation of the audience chamber, Americans with Disabilities Act compliance, restoration of the historic ceiling, stage improvements, and other approved upgrades.

<b>4</b>	<b>West Valley Municipal Facility Project</b>	<b>C</b>	<b>\$ 427,500</b>
----------	---	----------	-------------------

Funding is provided for the reconstruction of the employee parking lot at the West Valley Municipal Center.

<b>4</b>	<b>Yards and Shops - Capital Equipment</b>	<b>--</b>	<b>\$ 320,000</b>
----------	--	-----------	-------------------

Funding is provided for as-needed replacement of various capital equipment required for the operation of maintenance yards and shops facilities, in order to achieve more efficient operations and associated cost savings.

<b>4</b>	<b>LACC Building Automation System Upgrade</b>	<b>C</b>	<b>\$ 3,000,000</b>
----------	--	----------	---------------------

Funding is provided to replace the Los Angeles Convention Center's building automation that controls the facility's air conditioning, ventilation, and heating systems. This project includes the installation of new devices, controllers, and components, as well as transitioning systems from pneumatic-controlled (pressure-regulated) devices to a new direct digital control system that is more energy efficient and regulates temperature more accurately.

<b>4</b>	<b>LACC Room Lighting Dimming Control System Upgrade</b>	<b>C</b>	<b>\$ 832,000</b>
----------	--	----------	-------------------

Funding is provided for the fourth and final phase to complete the lighting control system upgrade to offer greater functionality and improved interface. This phase will address the 500 series meeting rooms (West Hall) and Petree

<b>4</b>	<b>LACC West Hall Walk-in Coolers Replacement and Refurbishment</b>	<b>C</b>	<b>\$ 534,000</b>
----------	---	----------	-------------------

Funding is provided to replace and refurbish ten existing walk-in coolers in the West Hall kitchen and accompanying equipment that has surpassed its useful life.

<b>Subtotal MICLA Financing</b>			<b><u>\$ 69,050,276</u></b>
---------------------------------	--	--	-----------------------------

\* "PP" indicates preliminary study. "D" indicates design. "C" indicates construction work. "R/W" indicates land or building acquisition.

**2019-20 MUNICIPAL FACILITIES  
CAPITAL IMPROVEMENT EXPENDITURE PROGRAM  
LISTING OF PROJECTS BY USER DEPARTMENT OR PROJECT CATEGORY**

<b>DEPARTMENT/CATEGORY</b>	<b>PROJECT</b>	<b>2019-20 AMOUNT</b>
DEFERRED MAINTENANCE	Barnsdall Park Seismic Retrofit and Restoration Of Residence A	1,900,000
	Building Equipment Lifecycle Replacement	2,500,000
	Citywide Building Hazard Mitigation Program	750,000
	Citywide Elevator Repairs	850,000
	Citywide Infrastructure Improvements	2,000,000
	Citywide Nuisance Abatement	820,000
	Citywide Roof Repairs	1,300,000
	Civic and Community Facilities	750,000
	Contaminated Soil Removal/Mitigation	1,000,000
	CRA Future Development Property Maintenance	180,000
	Fire Life Safety Building Systems (Reg. 4)	1,100,000
	Overhead Doors, Automatic Gates, and Awnings	300,000
	Tinker Toy Lot 7	2,488,100
	West Valley Municipal Facilities Project	427,500
Zoo/LADWP Solar Resiliency Partnership Project	600,300	
OFFICE DEVELOPMENT/ CAPITAL REPAIR	Capital Improvements – Figueroa Plaza Building	1,000,000
	Capital Improvements – Marvin Braude Building	200,000
	Capital Repair – Public Works Building	782,782
	Civic Center Master Development Program (CCMDP)	11,300,000
	CCMDP Environmental Impact Report	1,000,000
	Highland Park Building Constituent Service Center	2,975,000
	Municipal Buildings Energy and Water Management and Conservation	4,750,000
	Nate Holden Performing Arts Center	413,375
	North Valley (Sunland Tujunga) City Hall Renovation	2,350,000
	Space Optimization Tenant Work	2,250,000
PUBLIC SAFETY FACILITIES	Animal Services	500,000
	LAFD Facilities	600,000
	LAPD Facilities	950,000
	Police Building Administration	350,000
	Electric Vehicle Chargers – LAFD	2,200,000
	Electric Vehicle Chargers – LAPD	2,000,000
	EMD LAPD Ahmanson Recruitment Center	
	Electrical Service Upgrade	396,437
RECREATION AND CULTURAL FACILITIES	Madrid Theatre	5,500,000
	North Hollywood Park	1,000,000
	Pico House Project	2,000,000
	Pio Pico Library Pocket Park	2,000,000
	Rancho Cienega Sports Complex	3,250,000
	Various Recreation and Parks Facilities	3,500,000
	Vision Theatre Phase 2, 3 & 4 (Manchester Jr. Arts)	1,140,684
SEISMIC AND BRIDGE IMPROVEMENTS/ YARDS AND SHOPS	Asphalt Plant II Facilities Safety Improvements	487,298
	Asphalt Plant II Operation Equipment Improvements	670,000
	Asphalt Plant II Storage Silo Safety Improvements	806,272
	Bureau of Street Services Critical Repairs	250,000
	Citywide Non-Ductile Concrete Building Ordinance Compliance	250,000



CIEP – Municipal Facilities

	Sixth Street Viaduct – Replacement Project	
	Supplemental Construction Funding	14,850,000
	Yards and Shops – Capital Equipment	1,000,000
	Yards and Shops – Master Plan Study	500,000
OTHER	One Percent for the Arts	95,869
LA CONVENTION CENTER	Building Automation System Upgrade	3,000,000
	West Hall Walk-in Coolers Replacement and Refurbishment	534,000
	Room Lighting Dimming Control System Upgrade	832,000
<b>TOTAL CAPITAL IMPROVEMENT EXPENDITURE PROGRAM</b>		<b><u>\$ 92,649,617</u></b>

# CAPITAL IMPROVEMENT EXPENDITURE PROGRAM

## BASIS FOR THE PROPOSED BUDGET

### PHYSICAL PLANT

The 2019-20 Proposed Budget for the Capital Improvement Expenditure Program (CIEP) relates to current year funding as follows:

	<b>General Fund</b>	<b>Special Funds*</b>	<b>Total</b>	<b>Bonds**</b>
2018-19 Adopted Budget	\$ 15,731,630	\$ 31,168,263	\$ 46,899,893	\$ 50,000,000
2019-20 Proposed Budget	\$ 5,217,538	\$ 52,512,311	\$ 57,729,849	\$ 50,000,000
Change from 2018-19 Budget	\$ (10,514,092)	\$ 21,344,048	\$ 10,829,956	\$ -
Percent Change	(66.8)%	68.5%	23.1%	0%

\* Special Funds include \$1.7 million in off-budget funding from the Public Works Trust Fund in 2018-19 Adopted Budget.  
 \*\*Bond funding amount is provided for informational purposes only.

The Proposed CIEP focuses on projects that will promote public safety by repairing streets and sidewalks, resolve flooding issues, and provide for clean water. The CIEP includes funding for:

- Five flood control projects and 11 water quality projects required by the Clean Water Act under the City Enhanced Watershed Management Program Funds totaling \$20.5 million from the Measure W Local Return Fund (\$11.1 million) and the SB1 Road Maintenance and Rehabilitation Fund (\$8.4 million); and,
- Street-related improvements totaling \$34.1 million from the General Fund (\$5.0 million), SB1 Road Maintenance and Rehabilitation Fund (\$18.4 million), Measure M Local Return Fund (\$9.1 million), and Street Damage Restoration Fund (\$1.6 million);
- Street lighting projects, including lighting at pedestrian crosswalks as part of the Vision Zero pedestrian safety program totaling \$3.1 million from the General Fund (\$0.2 million), SB1 Road Maintenance and Rehabilitation Fund (\$2.4 million), and Measure M Local Return Fund (\$0.5 million).

CIEP – Physical Plant

	<b>2018-19 Adopted Budget</b>	<b>2019-20 Proposed Budget</b>
<b>STORMWATER PROJECTS</b>		
In 2019-20, funds are provided from the Measure W Local Return Fund and the SB1 Road Maintenance for five flood control projects and 11 water quality improvement projects.	\$ 15,415,630	\$ 19,510,326
<b>Contingencies</b>	\$ --	\$ 1,000,000
Funds are provided from Measure W Local Return Fund for eligible Physical Plant projects. The City Administrative Officer may approve transfers from the Contingencies Account to any project previously approved by the Mayor and Council within the CIEP.		
<b>Total – Stormwater Projects</b>	<u>\$ 15,415,630</u>	<u>\$ 20,510,326</u>
<b>STREET PROJECTS</b>		
<b>Street Repair, Bikeways, and Pedestrian Improvement</b>	\$ 25,589,263	\$ 33,102,523
In 2019-20, funds are provided from the General Fund, SB1 Road Maintenance and Rehabilitation Fund, Measure M Local Return Fund, and the Street Damage Restoration Fund for public safety street improvements, hillside stabilization projects, construction and maintenance of bikeways, pedestrian safety projects, and the reconstruction of streets that are extensively deteriorated.		
<b>Contingencies</b>	\$ 1,000,000	\$ 1,000,000
Funds are provided from the SB1 Road Maintenance and Rehabilitation Fund for eligible Physical Plant projects. The City Administrative Officer may approve transfers from the Contingencies Account to any project previously approved by the Mayor and Council within the CIEP.		
<b>Total – Street Projects</b>	<u>\$ 26,589,263</u>	<u>\$ 34,102,523</u>
<b>STREET LIGHTING PROJECTS</b>		
In 2019-20, funds are provided from the General Fund, SB1 Road Maintenance and Rehabilitation Fund and the Measure M Local Return Fund for general benefit street lighting improvement and for maintenance and replacement of existing general benefit lighting.	\$ 4,895,000	\$ 3,117,000
<b>Total – Street Lighting Projects</b>	<u>\$ 4,895,000</u>	<u>\$ 3,117,000</u>
<b>CAPITAL IMPROVEMENT EXPENDITURE PROGRAM – PHYSICAL PLANT</b>	<u><u>\$ 46,899,893</u></u>	<u><u>\$ 57,729,849</u></u>

**STORMWATER PROJECTS**

The capital improvements listed in this section are funded from the Measure W Local Return Fund and the SB1 Road Maintenance and Rehabilitation Fund.

<b>CATEGORY*</b>	<b>PROJECT TITLE</b>	<b>ACTIVITY**</b>	<b>2019-20 AMOUNT</b>
<b>WQ</b>	<b>Arroyo Seco Urban Runoff Project 1 (Sycamore Grove Park)</b>	<b>D</b>	<b>\$ 127,500</b>

Funding is provided by the Measure W Local Return Fund for the interception of dry-weather flow from a 200 acre drainage area at Sycamore Grove Park to be infiltrated and reused for park purposes.

<b>WQ</b>	<b>Arroyo Seco Urban Runoff Project 2 (Herman Dog Park)</b>	<b>D</b>	<b>\$ 105,000</b>
-----------	---	----------	-------------------

Funding is provided by the Measure W Local Return Fund for the interception of wet- and dry-weather flow from a 266 acre drainage area at Herman Dog Park to be infiltrated and reused for park purposes.

<b>FC</b>	<b>Beverlywood St Storm Drain</b>	<b>C</b>	<b>\$ 1,044,000</b>
-----------	-----------------------------------	----------	---------------------

Funding is provided by the SB1 Road Maintenance and Rehabilitation Fund for the construction of 450 linear feet of 24-inch diameter storm drain, maintenance holes, catch basins, junction structures, and laterals along Beverlywood St, from Holt Ave and Corning St. This project will alleviate flooding and improve safety of vehicle and pedestrian traffic.

<b>FC</b>	<b>Branford St - Arleta Ave to Pacoima Wash</b>	<b>C</b>	<b>\$ 1,700,000</b>
-----------	---	----------	---------------------

Funding is provided by the SB1 Road Maintenance and Rehabilitation Fund for the construction of 600 feet of 36-inch storm drain in Branford St from the outlet at the Pacoima Wash Diversion Channel northeasterly to Arleta Ave. This project will alleviate frequent flooding of the road and will improve safety of vehicle and pedestrian traffic by preventing the accumulation of water.

<b>FC</b>	<b>Collier Winnetka Storm Drain</b>	<b>C</b>	<b>\$ 1,166,766</b>
-----------	-------------------------------------	----------	---------------------

Funding is provided by the SB1 Road Maintenance and Rehabilitation Fund for the construction of 300 linear feet of 48-inch storm drain, catch basins, maintenance holes, laterals and associated improvements at Collier and Winnetka. This project will alleviate frequent flooding of the road and will improve safety of vehicle and pedestrian traffic by preventing the accumulation of water.

<b>M</b>	<b>Contingency for Construction</b>	<b>C</b>	<b>\$ 1,000,000</b>
----------	-------------------------------------	----------	---------------------

Funding is provided by the Measure W Local Return Fund for unanticipated shortfalls and other capital needs during the fiscal year.

<b>FC</b>	<b>Hawaiian-Opp Storm Drain</b>	<b>C</b>	<b>\$ 3,104,000</b>
-----------	---------------------------------	----------	---------------------

Funding is provided by the SB1 Road Maintenance and Rehabilitation Fund for the construction of 1,300 linear feet of 24-inch diameter storm drain, catch basins, maintenance holes, laterals and associated improvements. This project will improve safety of vehicle and pedestrian traffic by alleviating flooding in the area.

<b>WQ</b>	<b>Lafayette Park Signature Project</b>	<b>D</b>	<b>\$ 2,140,000</b>
-----------	---	----------	---------------------

Funding is provided by the Measure W Local Return Fund for the interception of wet- and dry-weather flow from a 220 acre drainage area to be infiltrated and reused for park purposes.

\* "FC" indicates Flood Control; "SL" indicates Street Lighting; "M" indicates Miscellaneous (e.g. soundwalls & bulkheads); "WQ" indicates Water Quality.

\*\* "PP" indicates preliminary study. "D" indicates design. "C" indicates construction work. "R/W" indicates land or building acquisition.

**STORMWATER PROJECTS (cont.)**

<b>CATEGORY*</b>	<b>PROJECT TITLE</b>	<b>ACTIVITY**</b>	<b>2019-20 AMOUNT</b>
<b>WQ</b>	<b>LA River (LAR) Segment B Urban Runoff Project 1 (2nd St/LAR Removal/Reuse Urban Flow System)</b>	<b>D</b>	<b>\$ 408,750</b>

Funding is provided by the Measure W Local Return Fund for the interception of dry-weather flow from a 13 foot box storm drain along 2nd St by installing a Removal and Reuse Urban Flow System (R2UFS). The R2UFS will allow for the reuse of the diverted flow for above ground needs (i.e. green street, public right-of-way landscape watering). The project includes the construction of approximately 2,700 feet of pipe and appurtenance structures.

<b>WQ</b>	<b>LA River Segment B Urban Runoff Project 2 (Palmetto St/LAR Removal/Reuse Urban Flow System)</b>	<b>D</b>	<b>\$ 387,500</b>
-----------	--	----------	-------------------

Funding is provided by the Measure W Local Return Fund for the interception of dry-weather flow from two 90-inch storm drains in the vicinity of Palmetto St by installing a Removal and Reuse Urban Flow System (R2UFS). The R2UFS will allow for the reuse of the diverted flow for above ground needs (i.e. green street, public right-of-way landscape watering). The project includes the construction of approximately 2,500 feet of pipe and appurtenance structures.

<b>WQ</b>	<b>LA River Segment B Urban Runoff Project 3 (Mission Road/LAR Removal/Reuse Urban Flow System)</b>	<b>D</b>	<b>\$ 372,810</b>
-----------	---	----------	-------------------

Funding is provided by the Measure W Local Return Fund for the interception of dry-weather flow from a 90-inch arch storm drain and a 84-inch by 120-inch box storm drain at Mission Rd and El Monte Busway by installing a Removal and Reuse Urban Flow System (R2UFS) and appurtenance structures. The R2UFS will allow for the reuse of the diverted flow for above ground needs (i.e. green street, public right-of-way landscape watering).

<b>WQ</b>	<b>Lincoln Park Lake Restoration</b>	<b>D</b>	<b>\$ 750,000</b>
-----------	--------------------------------------	----------	-------------------

Funding is provided by the Measure W Local Return Fund for in-lake improvements and parkland structural best management practices (BMPs) to address the Total Maximum Daily Load (TMDL) impairments identified by the Environmental Protection Agency's Lincoln Lake TMDL.

<b>FC</b>	<b>Magnolia Blvd Storm Drain Extension</b>	<b>C</b>	<b>\$ 1,444,000</b>
-----------	--	----------	---------------------

Funding is provided by the SB1 Road Maintenance and Rehabilitation Fund for the construction of 700 linear feet of 36-inch diameter storm drain along Magnolia Blvd from Cartwright Ave to Satsuma Ave to alleviate flooding. This project will be installed in conjunction with an existing street widening project along Magnolia Blvd, from Cahuenga Blvd to Vineland Ave, that will alleviate flooding and will improve safety of vehicle and pedestrian traffic.

<b>WQ</b>	<b>North Pico Union Stormwater Strategy</b>	<b>D</b>	<b>\$ 710,000</b>
-----------	---	----------	-------------------

Funding is provided by the Measure W Local Return Fund for the interception of wet- and dry-weather flow from a 50 acre-feet area by installing six local green streets with wells and rain garden parklettes.

<b>WQ</b>	<b>Poinsettia Park Signature Project</b>	<b>D</b>	<b>\$ 1,500,000</b>
-----------	--	----------	---------------------

Funding is provided by the Measure W Local Return Fund for the interception of wet- and dry-weather flow from a 10 acre-feet area by installing a stormdrain diversion and detention basin for treatment and reuse.

\* "FC" indicates Flood Control; "SL" indicates Street Lighting; "M" indicates Miscellaneous (e.g. soundwalls & bulkheads); "WQ" indicates Water Quality.

\*\* "PP" indicates preliminary study. "D" indicates design. "C" indicates construction work. "R/W" indicates land or building acquisition.

**STORMWATER PROJECTS (cont.)**

<b>CATEGORY*</b>	<b>PROJECT TITLE</b>	<b>ACTIVITY**</b>	<b>2019-20 AMOUNT</b>
<b>WQ</b>	<b>Queen Anne Recreation Center Signature Project</b>	<b>D</b>	<b>\$ 2,800,000</b>

Funding is provided by the Measure W Local Return Fund for the interception of wet- and dry-weather flow from a 800 acre-feet area by installing a stormdrain diversion detention basin, drywells, and overflow diversion to sewer for treatment.

<b>WQ</b>	<b>South Occidental Stormwater Best Management Practice</b>	<b>D</b>	<b>\$ 1,750,000</b>
-----------	---	----------	---------------------

Funding is provided by the Measure W Local Return Fund for the interception of wet- and dry-weather flow from a 90 acre-feet area to be infiltrated and reused for park purposes.

**Subtotal Stormwater Projects** **\$ 20,510,326**

\* "FC" indicates Flood Control; "SL" indicates Street Lighting; "M" indicates Miscellaneous (e.g. soundwalls & bulkheads); "WQ" indicates Water Quality.

\*\* "PP" indicates preliminary study. "D" indicates design. "C" indicates construction work. "R/W" indicates land or building acquisition.

**STREET PROJECTS**

The capital improvements listed in this section are funded from the General Fund, SB1 Road Maintenance and Rehabilitation Fund, Measure M Local Return Fund, and Street Damage Restoration Fund.

<b>CATEGORY*</b>	<b>PROJECT TITLE</b>	<b>ACTIVITY**</b>	<b>2019-20 AMOUNT</b>
<b>M</b>	<b>2nd Street Tunnel Cleaning and Safety Maintenance</b>	<b>C</b>	<b>\$ 51,919</b>

Funding is provided to maintain various safety mechanisms within the tunnel.

<b>M</b>	<b>3rd Street Tunnel Cleaning and Safety Maintenance</b>	<b>C</b>	<b>\$ 59,444</b>
----------	--	----------	------------------

Funding is provided to maintain various safety mechanisms within the tunnel.

<b>M</b>	<b>3rd Street Tunnel Study</b>	<b>PP</b>	<b>\$ 500,000</b>
----------	--------------------------------	-----------	-------------------

Funding is provided by the SB1 Road Maintenance and Rehabilitation Fund to evaluate the structural integrity of the 3rd Street Tunnel to determine if any further modifications, repairs, or improvements are required.

<b>M</b>	<b>Bridge and Tunnel Maintenance Program</b>	<b>C</b>	<b>\$ 478,000</b>
----------	--	----------	-------------------

Funding is provided for maintenance of City bridges and tunnels as identified by the City and Caltrans bridge inspectors.

<b>M</b>	<b>Bushnell Way at Wheeling Way Bulkhead</b>	<b>D</b>	<b>\$ 1,631,000</b>
----------	--	----------	---------------------

Funding is provided by the SB1 Road Rehabilitation and Maintenance Fund to construct a new bulkhead with steel piles and concrete lagging, and reconstruct a section of the roadway that has settled.

<b>M</b>	<b>Caverna Drive (7280) Bulkhead Replacement and Utica Drive (8337) Bulkhead Extension</b>	<b>C</b>	<b>\$ 1,004,000</b>
----------	--	----------	---------------------

Funding is provided by the SB1 Road Rehabilitation and Maintenance Fund to replace a portion of a deteriorating timber bulkhead and extend an existing timber bulkhead with new steel piles and precast concrete lagging in order to restore lateral support to the existing roadway.

<b>M</b>	<b>Crescent Drive (8735, 8765, and 9003) Bulkheads</b>	<b>C</b>	<b>\$ 1,623,000</b>
----------	--	----------	---------------------

Funding is provided by the SB1 Road Rehabilitation and Maintenance Fund to construct steel beam and precast lagging bulkheads at 8735, 8765, and 9003 Crescent Drive in order to restore lateral support to the existing roadway.

<b>M</b>	<b>Contingency for Construction</b>	<b>C</b>	<b>\$ 1,000,000</b>
----------	-------------------------------------	----------	---------------------

Funding is provided by the SB1 Road Maintenance and Rehabilitation Fund for unanticipated shortfalls and other capital needs during the fiscal year.

<b>M</b>	<b>Durand Drive (3200) Metal Beam Guardrail</b>	<b>C</b>	<b>\$ 140,000</b>
----------	---	----------	-------------------

Funding is provided by the SB1 Road Maintenance and Rehabilitation Fund to construct a standard metal beam guardrail for safety of roadway users.

\* "FC" indicates Flood Control; "SL" indicates Street Lighting; "M" indicates Miscellaneous (e.g. soundwalls & bulkheads); "WQ" indicates Water Quality.

\*\* "PP" indicates preliminary study. "D" indicates design. "C" indicates construction work. "R/W" indicates land or building acquisition.

**STREET PROJECTS (cont.)**

<b>CATEGORY*</b>	<b>PROJECT TITLE</b>	<b>ACTIVITY**</b>	<b>2019-20 AMOUNT</b>
<b>M</b>	<b>Erosion Control</b>	<b>C</b>	<b>\$ 200,000</b>
Funding is provided for emergency erosion control mitigation measures to protect damaged streets and the public right-of-way from further storm damage, as needed.			
<b>M</b>	<b>Fenton Ave and Terra Bella St Sidewalk Construction Project</b>	<b>C</b>	<b>\$ 168,000</b>
Funding is provided by the SB1 Road Maintenance and Rehabilitation Fund to improve the right-of-way along the north side of Terra Bella St from Fenton Ave to approximately 350 feet northeast of Fenton Ave to complete a 20-foot roadway, along with a 13-foot concrete sidewalk.			
<b>M</b>	<b>Gage St Public Safety Median Improvements</b>	<b>C</b>	<b>\$ 992,000</b>
Funding is provided by the Measure M Local Return Fund to improve safety on Gage St, including treatment to prevent vehicles from driving onto the median and into existing telephone poles.			
<b>M</b>	<b>Guardrail Construction Program</b>	<b>C</b>	<b>\$ 49,000</b>
Funding is provided to construct guardrails as warranted to enhance the safety of vehicular, cyclist, and pedestrian traffic.			
<b>M</b>	<b>Guardrail Repair on Woolsey Canyon Road</b>	<b>C</b>	<b>\$ 100,000</b>
Funding is provided by the SB1 Road Maintenance and Rehabilitation Fund to repair guardrails as warranted to enhance the safety of vehicular, cyclist, and pedestrian traffic.			
<b>M</b>	<b>Hollywood Blvd (8720/8730) Bulkhead</b>	<b>C</b>	<b>\$ 500,000</b>
Funding is provided by the SB1 Road Maintenance and Rehabilitation Fund to construct approximately 40 feet of bulkhead in order to restore lateral support to the roadway and prevent further erosion.			
<b>M</b>	<b>Jefferson Beautiful Complete Street Project</b>	<b>C</b>	<b>\$ 680,000</b>
Funding is provided by the SB1 Road Maintenance and Rehabilitation Fund to install additional safety measures such as flashing beacons and a full signal on Jefferson Blvd.			
<b>M</b>	<b>Kinney Place (3611) and Quail Drive (656) Bulkheads</b>	<b>C</b>	<b>\$ 1,528,000</b>
Funding is provided by the SB1 Road Rehabilitation and Maintenance Fund to construct new bulkheads with steel piles and concrete lagging at two locations (Kinney Place and Quail Drive) and construct a storm drain structure at Kinney Place in order to restore lateral support to the existing roadway.			
<b>M</b>	<b>La Tuna Canyon Road Emergency Storm Drain And Embankment Repair</b>	<b>C</b>	<b>\$ 1,100,000</b>

Funding is provided by the SB1 Road Maintenance and Rehabilitation Fund to reconstruct the roadway embankment and restore lateral support to La Tuna Canyon Road as a result of recent wildfires and subsequent rain storms.

\* "FC" indicates Flood Control; "SL" indicates Street Lighting; "M" indicates Miscellaneous (e.g. soundwalls & bulkheads); "WQ" indicates Water Quality.

\*\* "PP" indicates preliminary study. "D" indicates design. "C" indicates construction work. "R/W" indicates land or building acquisition.



**STREET PROJECTS (cont.)**

<b>CATEGORY*</b>	<b>PROJECT TITLE</b>	<b>ACTIVITY**</b>	<b>2019-20 AMOUNT</b>
<b>M</b>	<b>La Tuna Canyon Storm Drain Roadway Stabilization</b>	<b>C</b>	<b>\$ 500,000</b>
Funding is provided by the SB1 Road Maintenance and Rehabilitation Fund to stabilize the slope and protect La Tuna Canyon Road and the public right-of-way as result of recent wildfires.			
<b>M</b>	<b>Mantau Road (225-239) Retaining Wall Replacement</b>	<b>C</b>	<b>\$ 773,000</b>
Funding is provided by the SB1 Road Rehabilitation and Maintenance Fund to replace approximately 200 linear feet of concrete retaining wall to provide protection to the existing roadway.			
<b>M</b>	<b>Metro Crenshaw Sidewalk Project</b>	<b>C</b>	<b>\$ 2,750,000</b>
Funding is provided by the Measure M Local Return Fund to improve the sidewalks and curbs in both directions on Crenshaw Blvd, between Expositions Blvd. and 67 <sup>th</sup> Street.			
<b>M</b>	<b>Miller Way (1451 N.) Bulkhead Replacement and Magnolia Drive (8500) Bulkhead</b>	<b>C</b>	<b>\$ 1,236,000</b>
Funding is provided by the SB1 Road Rehabilitation and Maintenance Fund to replace the timber bulkhead at 1451 Miller Way with a new bulkhead consisting of steel piles and precast concrete lagging, and the construction of a new bulkhead at 8500 Magnolia Drive in order to restore lateral support to the existing roadway.			
<b>M</b>	<b>Mount Lee Road Repair</b>	<b>C</b>	<b>\$ 489,000</b>
Funding is provided to repair the existing roadway for safety of vehicular traffic.			
<b>M</b>	<b>Mount Washington Drive Bulkhead</b>	<b>C</b>	<b>\$ 700,000</b>
Funding is provided by the SB1 Road Maintenance and Rehabilitation Fund to repair the existing bulkhead and extend the existing bulkhead by constructing approximately 25 feet of bulkhead in order to restore lateral support to the roadway and prevent further erosion.			
<b>M</b>	<b>Nevin Elementary School Safe Routes to School - Phase 2</b>	<b>C</b>	<b>\$ 58,500</b>
Funding is provided by the Measure M Local Return Fund for sidewalk repair and new curb ramps to provide walkability and ADA compliance for students attending Nevin Elementary School and Bunche High School.			
<b>M</b>	<b>North Atwater Multimodal Bridge over the Los Angeles River</b>	<b>C</b>	<b>\$ 693,314</b>
Funding is provided to construct a new 320-ft long cable-stayed bridge to carry pedestrian, bicycle, and equestrian traffic.			
<b>M</b>	<b>Penfield Alley (8325) Improvements</b>	<b>C</b>	<b>\$ 163,000</b>
Funding is provided to remove existing asphalt concrete to construct 200 linear feet of a 20 foot wide alley with standard gutter and 100 linear feet of chain link fence to allow the alley to be usable for through traffic.			

\* "FC" indicates Flood Control; "SL" indicates Street Lighting; "M" indicates Miscellaneous (e.g. soundwalls & bulkheads); "WQ" indicates Water Quality.

\*\* "PP" indicates preliminary study. "D" indicates design. "C" indicates construction work. "R/W" indicates land or building acquisition.

**STREET PROJECTS (cont.)**

<b>CATEGORY*</b>	<b>PROJECT TITLE</b>	<b>ACTIVITY**</b>	<b>2019-20 AMOUNT</b>
<b>M</b>	<b>Porto Marina Way (17806) Study</b>	<b>PP</b>	<b>\$ 301,000</b>
Funding is provided to evaluate the roadway subsidence at 17806 Porto Marina Way and determine the appropriate mitigation measures to ensure the safety of the public.			
<b>M</b>	<b>Safety Related Drainage Projects</b>	<b>C</b>	<b>\$ 646,000</b>
Funding is provided by the General Fund and SB1 Road Maintenance and Rehabilitation Fund to correct drainage problems in City streets primarily caused by aged and worn gutters, cross-gutters, and curbs.			
<b>M</b>	<b>Sepulveda Blvd (LAX) Tunnel Rockfall Mitigation Measures</b>	<b>C</b>	<b>\$ 447,000</b>
Funding is provided by the SB1 Road Maintenance and Rehabilitation Fund to remove hazardous rock and slough from a slope and install k-rail to protect vehicular traffic and pedestrians on the right-of-way.			
<b>M</b>	<b>Sepulveda Blvd Tunnel Cleaning and Safety Maintenance</b>	<b>C</b>	<b>\$ 226,861</b>
Funding is provided to maintain various safety mechanisms within the tunnel.			
<b>M</b>	<b>Sheldon Arleta Park Sidewalk Improvement - Arleta St</b>	<b>C</b>	<b>\$ 3,075,000</b>
Funding is provided by the SB1 Road Maintenance and Rehabilitation Fund to remove and reconstruct street pavement, curb, and gutter and complete sidewalk and safety improvements around Sheldon Arleta Park.			
<b>M</b>	<b>Sheldon Arleta Park Sidewalk Improvement - Sheldon St</b>	<b>C</b>	<b>\$ 683,385</b>
Funding is provided by the SB1 Road Maintenance and Rehabilitation Fund to remove and reconstruct street pavement, curb, and gutter and complete sidewalk and safety improvements around Sheldon Arleta Park.			
<b>M</b>	<b>Sheldon Arleta Park Sidewalk Improvement - Wicks St</b>	<b>C</b>	<b>\$ 1,120,730</b>
Funding is provided by the SB1 Road Maintenance and Rehabilitation Fund to remove and reconstruct street pavement, curb, and gutter and complete sidewalk and safety improvements around Sheldon Arleta Park.			
<b>M</b>	<b>Sherman Way Tunnel Safety Maintenance</b>	<b>C</b>	<b>\$ 80,000</b>
Funding is provided to maintain various safety mechanisms within the tunnel.			
<b>M</b>	<b>Solar Drive (2405) Bulkhead</b>	<b>C</b>	<b>\$ 811,000</b>
Funding is provided by the SB1 Road Maintenance and Rehabilitation Fund to construct a steel beam and concrete lagging bulkhead, concrete curb and gutter, and guardrail and remove and replace asphalt pavement to restore the existing roadway and prevent further erosion.			

\* "FC" indicates Flood Control; "SL" indicates Street Lighting; "M" indicates Miscellaneous (e.g. soundwalls & bulkheads); "WQ" indicates Water Quality.

\*\* "PP" indicates preliminary study. "D" indicates design. "C" indicates construction work. "R/W" indicates land or building acquisition.

**STREET PROJECTS (cont.)**

<b>CATEGORY*</b>	<b>PROJECT TITLE</b>	<b>ACTIVITY**</b>	<b>2019-20 AMOUNT</b>
<b>M</b>	<b>Telfair Multimodal Bridge over the Pacoima Wash</b>	<b>D</b>	<b>\$ 500,000</b>

Funding is provided for the design of the Telfair Multimodal Bridge, a new pedestrian/bicycle bridge along Telfair Ave linking the neighborhoods separated by Pacoima Wash and providing access to a future park planned at El Dorado Ave.

<b>M</b>	<b>Venice Beach Ocean Front Walk Protective Retractable Crash Barriers and Bollards</b>	<b>C</b>	<b>\$ 3,190,000</b>
----------	---	----------	---------------------

Funding is provided by the Measure M Local Return Fund to install retractable crash barriers and bollards near Venice Beach Ocean Front Walk to ensure public safety.

<b>M</b>	<b>Verde Street (2401) Remedial Slope Mitigation</b>	<b>C</b>	<b>\$ 1,353,000</b>
----------	--	----------	---------------------

Funding is provided to construct approximately 200 linear feet of bulkhead to stabilize the slope and prevent further erosion in the right-of-way.

<b>M</b>	<b>Verdugo Crestline Drive (7675)</b>	<b>C</b>	<b>\$ 402,000</b>
----------	---------------------------------------	----------	-------------------

Funding is provided by the SB1 Road Rehabilitation and Maintenance Fund to install rock fills in two areas in order to laterally support the existing roadway and prevent further erosion.

<b>M</b>	<b>Western Ave Expo Line Station Linkage Project (South)</b>	<b>C</b>	<b>\$ 2,099,370</b>
----------	--	----------	---------------------

Funding is provided by the Measure M Local Return Fund to construct pedestrian and safety enhancements intended to increase the use of public transportation and create a link to the Metro Expo LRT Station at Western Ave and Exposition Blvd.

<b>Subtotal Street Projects</b>	<b><u>\$ 34,102,523</u></b>
---------------------------------	-----------------------------

\* "FC" indicates Flood Control; "SL" indicates Street Lighting; "M" indicates Miscellaneous (e.g. soundwalls & bulkheads); "WQ" indicates Water Quality.

\*\* "PP" indicates preliminary study. "D" indicates design. "C" indicates construction work. "R/W" indicates land or building acquisition.

**STREET LIGHTING PROJECTS**

The capital improvements listed in this section are funded from the General Fund, SB1 Road Maintenance and Rehabilitation Fund, and Measure M Local Return Fund.

<b>CATEGORY*</b>	<b>PROJECT TITLE</b>	<b>ACTIVITY**</b>	<b>2019-20 AMOUNT</b>
<b>SL</b>	<b>Bridge and Tunnel Lighting Maintenance</b>	<b>C</b>	<b>\$ 100,000</b>

Funding is provided for the maintenance and operation of bridge and tunnel lighting within the City.

<b>SL</b>	<b>Bikeway General Benefit Maintenance</b>	<b>C</b>	<b>\$ 150,000</b>
-----------	--	----------	-------------------

Funding is provided for bikeway lighting maintenance, including replacement of copper wire due to theft.

<b>SL</b>	<b>2nd St. Tunnel - Hill St. to Figueroa St. STM/STP C</b>		<b>\$ 1,207,000</b>
-----------	--	--	---------------------

Funding is provided by the SB1 Road Maintenance and Rehabilitation Fund for replacement of tunnel lights, including conduit, wires, poles, luminaires, and lamps to improve safety.

<b>SL</b>	<b>Main St. Lighting Improvement Unit 2 CIP/STP C</b>		<b>\$ 160,000</b>
-----------	---	--	-------------------

Funding is provided by the SB1 Road Maintenance and Rehabilitation Fund to replace the existing high voltage series street lighting system with a low voltage system to improve safety.

<b>SL</b>	<b>Riverside Drive Lighting Improvement Unit 2 CIP/STP C</b>		<b>\$ 250,000</b>
-----------	--	--	-------------------

Funding is provided by the SB1 Road Maintenance and Rehabilitation Fund to replace the existing high voltage series street lighting system with a low voltage system to improve safety.

<b>SL</b>	<b>Street Lighting at Existing Pedestrian Crosswalks – Vision Zero C</b>		<b>\$ 500,000</b>
-----------	--	--	-------------------

Funding is provided by the Measure M Local Return Fund to install new street lighting at intersections in conjunction with new signal and signal modification projects.

<b>SL</b>	<b>Tunnel Lighting Improvement Program C</b>		<b>\$ 750,000</b>
-----------	--	--	-------------------

Funding is provided by the SB1 Road Maintenance and Rehabilitation Fund to enhance lighting at tunnels and underpasses throughout the City by retrofitting all existing high intensity discharge lamps with LED lamps to improve safety.

<b>Subtotal Street Lighting Projects</b>			<b><u>\$ 3,117,000</u></b>
--	--	--	----------------------------

\* "FC" indicates Flood Control; "SL" indicates Street Lighting; "M" indicates Miscellaneous (e.g. soundwalls & bulkheads); "WQ" indicates Water Quality.

\*\* "PP" indicates preliminary study. "D" indicates design. "C" indicates construction work. "R/W" indicates land or building acquisition.

**THIS PAGE INTENTIONALLY LEFT BLANK**

# OFFICE OF THE CITY CLERK

## NEIGHBORHOOD COUNCIL FUND

### BASIS FOR THE PROPOSED BUDGET

The 2019-20 Proposed Budget for the Neighborhood Council Funding Program relates to current year funding as follows:

		Estimated Available Balance on July 1		General Fund Appropriation		Other Appropriations		Total Appropriation		No. of NCs as of July 1
2018-19 Adopted Budget	\$	362,890	\$	3,444,000	\$	126,000	\$	3,932,890		97
2019-20 Proposed Budget	\$	-	\$	4,218,000	\$	168,000	\$	4,386,000		99
Change from 2018-19 Budget							\$	228,000		2
Percent Change								5.8%		

On March 31, 2017, the Mayor and City Council adopted an ordinance to transfer administration of the Neighborhood Council Funding Program from the Department of Neighborhood Empowerment to the City Clerk. The ordinance also created the Neighborhood Council Fund, which is administered by the City Clerk on behalf of Neighborhood Councils (NCs) as part of the funding program (C.F. 11-1020-S2).

The Neighborhood Council Fund provides funding to certified NCs for operation and neighborhood improvement purposes designated by each NC. In accordance with Administrative Code Section 22.810.1(g), money appropriated in the budget each year for certified NCs for costs related to the functions, operations, and duties of being a certified NC shall be placed in the Neighborhood Council Fund.

If an NC enrolls during a fiscal year, the appropriation is prorated based on the quarter during which the NC became eligible for funding and upon which its full Board has been selected. Any unspent funds remaining in the Neighborhood Council Fund at the end of the fiscal year will be used to reduce the General Fund appropriation the following year. The City Council is currently considering a proposal to enable Neighborhood Councils to roll over a non-cumulative maximum of \$10,000 at the end of each fiscal year (C.F. 18-0467). It is assumed that this new policy is adopted and that, as a result, all unspent Neighborhood Council funds roll over to 2019-20 and are not available to reduce the General Fund appropriation to the Neighborhood Council Fund in 2019-20.

There are currently 99 certified NCs. An appropriation of \$4,158,000 is proposed for 2019-20 to provide each NC with an allocation of \$42,000. With an additional \$60,000 for translation funding, the total General Fund appropriation for 2019-20 is \$4,218,000. "Other Appropriations" above reflects additional funds in the Unappropriated Balance in the 2019-20 Proposed Budget for NCs that are in the process of formation or for the potential creation of NCs.

Total required for 99 NCs and translation:	\$4,218,000
Estimated Available Balance on July 1:	\$ -
<b>General Fund Appropriation for 2019-20:</b>	<b><u>\$4,218,000</u></b>

**THIS PAGE INTENTIONALLY LEFT BLANK**

# EMERGENCY OPERATIONS FUND

## BASIS FOR THE PROPOSED BUDGET

The Fiscal Year 2019-20 Proposed Budget for the Emergency Operations Fund (EOF) relates to prior year funding as follows:

	Amount	% Change
2018-19 Adopted Budget	\$ 889,108	
2019-20 Proposed Budget	\$ 1,184,064	
Change from 2018-19 Budget	\$ 294,956	33.2%

The 2019-20 Proposed EOF budget provides funding for specialized expense and equipment items for the City. This budget provides specific resources to assist the member departments of the Emergency Operations Organization to prepare for, respond to, mitigate, and recover from local emergencies such as terrorist attacks, earthquakes, fires, and other disasters.

Annual funding for the EOF supports the costs of supplies, software licenses, technical equipment, emergency preparedness training and exercises, public outreach, and maintenance and support of audio and video systems in the Emergency Operations Center (EOC). Funds in the EOF are expended by the General Manager of the Emergency Management Department, subject to the approval of the Chief of Police, who acts as the Chairperson of the Emergency Operations Board.

	2018-19 Adopted Budget	2019-20 Proposed Budget
<b>Appropriations</b>		
<b>Printing and Binding</b> – Includes funding for publication of print materials for community events.	\$ 15,000	\$ 15,000
<b>Contractual Services</b> – Includes funding for the EOC audio/video maintenance and annual fees.	520,777	640,277
<b>Office and Administrative</b> – Funds are provided for EOC hardware and software upgrades, Cloud Backup licensing, and facility upgrades.	353,331	528,787
<b>TOTAL APPROPRIATIONS</b>	<b>\$ 889,108</b>	<b>\$ 1,184,064</b>



**THIS PAGE INTENTIONALLY LEFT BLANK**

# ETHICS COMMISSION

## PUBLIC MATCHING CAMPAIGN FUNDS TRUST FUND

### BASIS FOR THE PROPOSED BUDGET

The 2019-20 Proposed Budget for the Ethics Commission Public Matching Campaign Funds Trust Fund relates to prior year funding as follows:

	Amount	% Change
2018-19 Adopted Budget	\$ 3,265,683	
2019-20 Proposed Budget	\$ 3,367,232	
Change from 2018-19 Budget	\$ 101,549	3.11%

Charter Section 471(c)(1) requires an annual General Fund appropriation to the Public Matching Campaign Funds Trust Fund based upon the present day value of \$2 million in 1991 dollars. The present day value is determined using the Consumer Price Index (CPI) (for all consumer items other than housing) for the Los Angeles-Long Beach-Anaheim metropolitan statistical area. The annual appropriation is subject to change each year adjusted by the CPI. Accordingly, the required appropriation amount for 2019-20 is \$3,367,232.

Charter Section 471(c)(1) provides that the City Council, by two-thirds vote, may reduce or withhold the Trust Fund's annual appropriation provided that: (1) the City Council has declared a fiscal emergency by resolution for that fiscal year; (2) the fund balance is at least \$8 million in 1991 dollars adjusted to the CPI; and (3) the City Council has considered the Ethics Commission's analysis on projected costs and public funding needs for the next four years. For 2019-20, \$8 million in 1991 dollars adjusted to the CPI is \$13,468,926.

Charter Section 471(c)(2) provides that City Council, by two-thirds vote, may temporarily transfer funds from the Trust Fund to meet obligations of the City provided that: (1) the City Council has declared a fiscal emergency by resolution for that fiscal year; (2) the City Council has considered the Ethics Commission's analysis on projected costs and public funding needs for the next four years; and (3) the funds transferred are limited to funds above the trust fund balance of \$8 million in 1991 dollars adjusted to the CPI. The transferred funds shall be reimbursed to the trust fund upon determination from the Ethics Commission that the funds are needed or before the end of the next fiscal year, whichever is earlier.

The Ethics Commission projects payouts in 2018-19 due to the Council District 12 Special Election, which will result in a fund balance of approximately \$17.7 million on June 30, 2019. The projected cash balance will be more than the minimum fund balance required per Charter Section 471(c)(1) to reduce or withhold the annual appropriation, but as the City Council has not declared a fiscal emergency by resolution for 2019-20, the required appropriation for the Public Matching Campaign Funds Trust Fund for 2019-20 is \$3,367,232.

2019-20 Minimum Fund Balance required to reduce or withhold annual appropriation	\$13,468,926
Estimated Cash Balance June 30, 2019:	17,700,000
Appropriation for 2019-20:	<u>3,367,232</u>
<b>Estimated July 1, 2019 Fund Balance:</b>	<b>\$21,067,232</b>

**THIS PAGE INTENTIONALLY LEFT BLANK**

# GENERAL CITY PURPOSES

## BASIS FOR THE PROPOSED BUDGET

The 2019-20 Proposed Budget for General City Purposes (GCP) relates to current year funding as follows:

	<b>Amount</b>	<b>% Change</b>
2018-19 Adopted Budget	\$ 187,270,890	
2019-20 Proposed Budget	\$ 182,344,180	
Change from 2018-19 Budget	\$ (4,926,710)	(2.6)%

The GCP provides funding for the costs of special services or purposes not readily chargeable to a specific department of the City, including items related to the Promotion of the Image of the City, Governmental Services, and Intergovernmental Relations. The contracts and programs included within the GCP will be monitored by various City departments. These monitoring departments and the City Clerk are responsible for drafting appropriate contracts (subject to the approval of the City Attorney) and presenting them to the contractors for execution. These departments also handle contract compliance and payment request approvals. At the conclusion of every contract, the monitoring departments perform initial and final contract close-out reviews. In addition to contract monitoring, the City Clerk's Office is responsible for assuring Citywide consistency in the GCP Program.

**PROMOTION OF THE IMAGE OF THE CITY**

Financial support for advertising the merits of the City in connection with such events as conventions, parades, official visits of foreign dignitaries, or any other special events or projects that would either create tourism in the City or result in favorable advertising or publicity of the merits of the City.

<u>Program Changes</u>	<u>2018-19 Adopted Budget</u>	<u>Change From 2018-19 Budget</u>	<u>2019-20 Proposed Budget</u>
<b>Other Changes or Adjustments</b>			
Administered by: <b>City Clerk</b>			
1. <b>Official Visits of Dignitaries.</b> Funds are to be expended by the City Clerk as authorized and directed by the Mayor and the President of the City Council.	\$ 18,000	\$ -	\$ 18,000
2. <b>Council District Community Services.</b> This allocation enables each Council office to fund services that directly benefit the public within the Council District including community clean-up and graffiti removal services. Council offices also provide funds for community events, community programs, and non-profit organizations.	1,418,000	-	1,418,000

<b>2018-19 Program Budget</b>	<b>\$ 1,436,000</b>
<b>Changes in Program Level</b>	<b>\$ -</b>
<b>PROPOSED 2019-20 PROGRAM BUDGET</b>	<b>\$ 1,436,000</b>

## GOVERNMENTAL SERVICES PROGRAM

Governmental services required for legislative, economic, or governmental needs not specifically allocated to particular operating departments. These diverse services include, but are not limited to, official notices, recording fees, legislative, economic, or governmental purposes, and governmental meetings.

<u>Program Changes</u>	<u>2018-19 Adopted Budget</u>	<u>Change From 2018-19 Budget</u>	<u>2019-20 Proposed Budget</u>
<b>Non-discretionary Changes</b>			
Administered by: <b>Controller</b>			
3. <b>Medicare Contributions.</b> Funds are provided for the City's contribution to the hospital insurance portion of the Federal Insurance Contributions Act tax. Congress mandated participation of all state and local employees hired on or after April 1, 1986 in the Medicare system. Employers and employees are required to make matching contributions of 1.45 percent of gross wage earnings. An increase to this account reflects an increase in gross wage earnings and the projected number of employees subject to Medicare.	\$ 52,394,080	\$ 3,488,649	\$ 55,882,729
4. <b>Social Security Contributions.</b> As of July 1, 1991, the City is required to pay the Social Security tax for all part-time employees who are not members of the Los Angeles City Employees Retirement System (LACERS). As an alternative to Social Security for part-time, seasonal, and temporary employees, the Pensions Savings Plan was developed in 1993-94 (C.F. 91-2279) to save the City approximately \$2 million each year as detailed in the Pensions Savings Plan item. An increase to this account reflects an increase in gross wage earnings and the projected number of employees eligible for Social Security.	1,594,730	385,880	1,980,610
Administered by: <b>Personnel</b>			
5. <b>Pensions Savings Plan.</b> Approximately 4,000 to 5,000 employees participate in the Pensions Savings Plan which complies with the provision of the Federal Omnibus Budget Reconciliation Act requiring employees to be either members of a qualified retirement plan or Social Security. Individuals who become permanent employees, such as police and fire recruits, can transfer the contributed amounts into the City's Deferred Compensation Plan. The Personnel Department and the Deferred Compensation Plan Advisory Committee administer the plan with the assistance of an outside administrator selected through a competitive bid process. The cost of administration comes from investment earnings.	2,729,799	-	2,729,799

<u>Program Changes</u>	<u>2018-19 Adopted Budget</u>	<u>Change From 2018-19 Budget</u>	<u>2019-20 Proposed Budget</u>
<b>Other Changes or Adjustments</b>			
Administered by: <b>Aging</b>			
6. <b>Aging Programs Various.</b> Funding is provided to the Department of Aging for services related to the Family Caregiver Program, Elder Abuse Prevention Program, and other Older Americans Act support programs.	\$ 192,000	\$ -	\$ 192,000
7. <b>Congregate Meals for Seniors.</b> Funding is provided Citywide for seniors. This funding supplements Older Americans Act grant funds and will provide for approximately 69,565 meals in 2019-20.	813,615	-	813,615
8. <b>Home-Delivered Meals for Seniors.</b> Funding is provided for home-delivered meals for seniors and supplements Older Americans Act grant funds. These funds will provide approximately 276,045 meals in 2019-	2,667,230	-	2,667,230
Administered by: <b>Chief Legislative Analyst</b>			
9. <b>Council Community Projects.</b> One-time funding is provided to fully or partially fund the completion of specific community projects and programs in various Council Districts. The selection of these projects are based on project readiness, construction timelines, total project funding gaps, and anticipated community outcomes.	13,609,814	(9,175,000)	4,434,814
Administered by: <b>Chief Legislative Analyst and City Administrative Officer</b>			
10. <b>Clean Streets - Related Costs.</b> The Clean Streets Program addresses illegal dumping, alleyway cleanups, and homeless encampments. Funding for the program is provided directly in the Bureau of Sanitation's operating budget. In 2019-20, the Bureau of Sanitation will be required to lease vehicles funded by the Solid Waste Resources Revenue Fund (SWRFF) for six months for the Clean Streets Program. The General City Purposes funding will reimburse SWRRF for vehicle fuel, vehicle depreciation, and fleet maintenance	1,180,330	437,432	1,617,762

<u>Program Changes</u>	<u>2018-19 Adopted Budget</u>	<u>Change From 2018-19 Budget</u>	<u>2019-20 Proposed Budget</u>
<p>11. <b>Lifeline Reimbursement Program.</b> Funds are provided to reimburse the Solid Waste Resources Revenue Fund (SWRRF) (\$6,300,000), Sewer Construction and Maintenance (SCM) Fund (\$4,000,000), and Multi-Family Bulky Item (MFBI) Fund (\$320,000) for costs attributed to the Solid Waste Fee Lifeline Rate Program, the MFBI Lifeline and Low-Income Subsidy Program, and the low-income subsidy for the Sewer Service Charge (SSC). Funding for the SWRRF program reflects a 30 percent subsidy for participating senior citizens aged 62 and over and individuals with disabilities who meet qualifying income levels. The SSC provides an approximate 31 percent discount for low-income customers for the first 900 cubic feet of wastewater discharge. Funding for MFBI Lifeline and Low-Income Program reflects a 31 percent subsidy for low-income residents as well as an exemption to senior citizens and individuals with disabilities who meet qualifying income levels. In consideration of Proposition 218, the City cannot subsidize these programs with revenues from ratepayers. The City must therefore offset costs for these programs from a non-restricted revenue source. The net reduction of \$1,920,000 reflects an increase in the reimbursement to SWRRF for subsidies for extra capacity bin services to Lifeline Rate Program customers and deletion of funding for one-time payments of prior year subsidies for the Sewer Service Charge Low-Income Subsidy Program and the MFBI</p>	\$ 12,540,000	\$ (1,920,000)	\$ 10,620,000
<p>12. <b>Solid Waste Fee Reimbursement.</b> Funds are provided to reimburse the Solid Waste Resources Revenue Fund (SWRRF) for costs attributed to solid resources collection and disposal service to other City departments and special events. In consideration of Proposition 218, the City cannot subsidize these costs with revenues from residential ratepayers. The City must, therefore, offset the cost of these activities from a non-SWRRF revenue source. Reimbursements will be processed on a quarterly invoice basis.</p>	2,200,000	-	2,200,000
<p>13. <b>Special Event Fee Subsidy - Citywide.</b> Funds are provided to balance the cost of special events with the need to support community and neighborhood events.</p>	817,000	-	817,000



<u>Program Changes</u>	<u>2018-19 Adopted Budget</u>	<u>Change From 2018-19 Budget</u>	<u>2019-20 Proposed Budget</u>
Administered by: <b>City Administrative Officer</b>			
14. <b>Justice Fund.</b> In 2017-18, the Mayor and Council committed to provide \$2,000,000 to the Los Angeles Justice Fund (LAJF) for non-profit legal representation for undocumented, low-income individuals and families facing removal proceedings (C.F. 17-0046). In 2018-19, the City completed its commitment to the LAJF.	\$ 1,000,000	(1,000,000)	\$ -
Administered by: <b>City Clerk</b>			
15. <b>Annual City Audit/Single Audit.</b> Funding is provided for the annual City audit of receipts and disbursements mandated under Charter Section 362.	998,190	-	998,190
16. <b>City/County Native American Indian Commission – City Share of Funding.</b> This Commission consists of 15 members – five appointed by the City, five by the County, and five by the Los Angeles Indian Commission. The purpose of the Commission is to promote legislation that enhances the welfare and socioeconomic life of Native Americans.	47,000	-	47,000
17. <b>Central Avenue Jazz Festival.</b> Funding is provided to support the production of the Central Avenue Jazz Festival.	43,000	-	43,000
18. <b>County Service – Massage Parlor Regulation.</b> The City contracts with the County for massage-technician testing and requested massage-parlor inspections in accordance with the Municipal Code.	130,000	-	130,000
19. <b>embRACE LA.</b> Funding is provided for the embRACE LA program to address human relations issues with regard to race, ethnicity, sexual orientation, diversity, and multiculturalism in Los Angeles.	1,000,000	-	1,000,000
20. <b>International Visitors Council of Los Angeles.</b> This non-profit organization sponsors short-term visitors and high-level dignitaries referred by the United States Information Agency to exchange information on various subjects with local residents, benefitting the City, its residents, trade, and commerce, and developing a greater understanding of the American lifestyle and our community.	40,000	-	40,000

<u>Program Changes</u>	<u>2018-19 Adopted Budget</u>	<u>Change From 2018-19 Budget</u>	<u>2019-20 Proposed Budget</u>
21. <b>LA SHARES.</b> LA SHARES is a non-profit organization which takes materials and goods such as donated office supplies, furniture, and equipment and redistributes them to non-profit organizations and schools. Funding is provided by the Citywide Recycling Trust Fund to assist in defraying the costs of transporting these goods.	\$ 300,000	\$ -	\$ 300,000
22. <b>LACERS/LAFPP Audits.</b> As mandated by Charter Section 1112, the City is required to conduct an audit of the Los Angeles City Employees' Retirement System (LACERS) and the Los Angeles Fire and Police Pensions System (LAFPP) funds every five years.	-	500,000	500,000
23. <b>Local Agency Formation Commission (LAFCO).</b> The City reimburses the County of Los Angeles (County) for direct costs attributable to four of the 15 LAFCO members who represent the City and for four-fifteenths of the County's expenditures for general LAFCO-related office expenses. Representatives vote on boundaries, annexation, and fees. The County is responsible for all administrative tasks and bills the City for its share. Dues are calculated based on the City's total revenues relative to total revenues for all member cities.	219,800	-	219,800
24. <b>Local Government Commission.</b> This organization of locally elected officials meets to discuss and develop solutions to such issues as child care, energy conservation, and air quality. Funding provides for the membership dues of the 15 Councilmembers.	600	-	600
25. <b>Los Angeles Neighborhood Land Trust.</b> This organization provides technical assistance to community groups in landscape architecture, real estate transactions, outreach and community organization, and fundraising for the creation of open green spaces in urban areas.	40,500	-	40,500
26. <b>Mobile Laundry Truck.</b> Funding is provided to offer a place for individuals and families experiencing homelessness a place to wash clothes.	-	67,600	67,600
27. <b>North Hollywood Film Festival.</b> Funding is provided to support the production of the North Hollywood Cinefest.	25,000	-	25,000
28. <b>Official Notices.</b> Funding is provided for the publication and ad placement of official notices.	275,000	-	275,000
29. <b>Settlement Adjustment Processing.</b> Funding is provided to continue making monthly payments as part of a settlement agreement entered between the City and a former employee. An increase to this account reflects the annual cost of living adjustment.	14,629	956	15,585

<u>Program Changes</u>	<u>2018-19 Adopted Budget</u>	<u>Change From 2018-19 Budget</u>	<u>2019-20 Proposed Budget</u>
30. <b>Sister Cities of Los Angeles.</b> This non-profit organization is a diplomatic platform that seeks to promote cooperation with the City's global partners. Funding is provided to support people to people exchanges and to create trade and economic opportunities.	\$ -	\$ 80,000	\$ 80,000
31. <b>State Annexation Fees.</b> The fee schedule set by the State Board of Equalization for annexations or detachments is determined on a sliding scale which ranges from \$160 to \$1,170 per transaction based on acreage.	200	-	200
32. <b>World Trade Center Los Angeles.</b> This organization promotes Los Angeles as an attractive destination for business and investment, leveraging foreign direct investment for City initiatives and projects, and provides services and aftercare to increase investment inflow capture and long-term job creation in the City.	100,000	-	100,000
Administered by: <b>City Clerk and Cultural Affairs</b>			
33. <b>Cultural, Art, and City Events.</b> Funding is provided for cultural events and related activities, such as transportation. Funding is provided by the Arts and Cultural Facilities Services Trust Fund to support these activities.	80,000	-	80,000
Administered by: <b>Economic and Workforce Development</b>			
34. <b>Youth Employment Program.</b> Funding is provided for the Youth Employment Program, which provides paid summer employment experience for youth between the ages of 14 and 21. Funding is increased due to the City minimum wage increase from \$13.25 to \$14.25 per hour effective July 1, 2019.	2,550,000	121,920	2,671,920

<u>Program Changes</u>	<u>2018-19 Adopted Budget</u>	<u>Change From 2018-19 Budget</u>	<u>2019-20 Proposed Budget</u>
Administered by: <b>Housing and Community Investment</b>			
35. <b>Clinica Romero.</b> Funding for Clinica Romero is provided for quality, and affordable health care services that target underserved communities within the Greater Los Angeles area.	\$ -	100,000	\$ 100,000
36. <b>Homeless Shelter Program.</b> The Los Angeles County Board of Supervisors and the Mayor and Council of the City of Los Angeles created the Los Angeles Homeless Services Authority (LAHSA). LAHSA coordinates crisis housing, provides critical, basic shelter for individuals and families experiencing homelessness and in need of immediate housing, and provides a point-of-entry into the Los Angeles Continuum of Care (CoC) and the Coordinated Entry System (CES). LAHSA also provides case management, counseling, and housing placement services to participants which allows program sponsors to more effectively address the permanent housing needs of vulnerable individuals and families experiencing homelessness in the City. Funding is included for the Shelter Program, which provides over 800 shelter beds at locations throughout the City from December through March, as well as the City's cash match with the County of Los Angeles to leverage federal grant funds. Funding is increased in 2019-20 for Homeless Engagement Teams, Safe Parking Programs, LAHSA administration, and CES Navigation Centers that provide services, hygiene facilities, and storage.	23,491,127	5,324,319	28,815,446
37. <b>Los Angeles Homeless Count.</b> As required by the U.S. Department of Housing and Urban Development (HUD), local jurisdictions must conduct counts of homeless populations every year. Conducting the homeless count enables the City and County of Los Angeles to compete for and receive annual grant funding for the delivery of homeless services.	750,000	-	750,000
38. <b>Midnight Stroll Transgender Cafe.</b> Funding is provided to support a safe haven for unsheltered transgender individuals in Hollywood between the hours of 9:00 pm and 7:00 am.	-	100,000	100,000

<u>Program Changes</u>	<u>2018-19 Adopted Budget</u>	<u>Change From 2018-19 Budget</u>	<u>2019-20 Proposed Budget</u>
<p>39. <b>Operation Healthy Streets.</b> In 2011-12, the Los Angeles County Health Department issued a Notice of Violation to the City regarding an immediate threat to public health due to unsanitary conditions on the City's sidewalks and public areas in the Skid Row area. Since that time, and through Operation Healthy Streets, the City has undertaken efforts to increase outreach and street cleaning and to provide additional services, including access to hygiene facilities, for those experiencing homelessness in the area. Funding is included for LAHSA to maintain clean-up efforts and services for those experiencing homelessness around Skid Row. Funding is also provided in the Bureau of Sanitation's operating budget for this program. Funding is increased for the Skid Row Homeless Engagement Team.</p>	\$ 5,254,006	\$ 96	\$ 5,254,102
Administered by: <b>Mayor</b>			
<p>40. <b>City Volunteer Bureau.</b> Funds are provided for staff and expenses for the City Volunteer Bureau to run volunteer-driven efforts including the planning and coordination of Citywide and Neighborhood days of service. Increased funding is provided for additional outreach and support at events and protests Citywide.</p>	276,009	130,000	406,009
<p>41. <b>Crisis Response Team.</b> Funding is provided for the administration of the Crisis Response Team (CRT). The CRT program recruits and trains volunteers to provide immediate on-scene crisis intervention, emotional support, and referrals to victims and families involved in a traumatic incident. CRT members support and work alongside law enforcement and other responding agencies.</p>	230,000	-	230,000
<p>42. <b>Equity and Community Well-Being.</b> Funding is provided to support gender equity and other community engagement activities. Additional funding is provided for consulting services to assist departments with gender equity action plans.</p>	250,000	-	250,000
<p>43. <b>Gang Reduction and Youth Development (GRYD) Office.</b> Gang prevention, intervention, and re-entry services focus on the areas most impacted by crime and violence and provide innovative services designed to increase family and neighborhood resilience. Increased funding is provided for additional support for the Harbor, Hollenbeck I, Hollenbeck II, Mission, Olympic, Rampart II, Southeast III, and West Valley GRYD zones. Partial funding (\$25,000) is provided by the Forfeited Assets Trust Fund.</p>	26,103,467	2,450,000	28,553,467

<u>Program Changes</u>	<u>2018-19 Adopted Budget</u>	<u>Change From 2018-19 Budget</u>	<u>2019-20 Proposed Budget</u>
44. <b>Great Streets.</b> The Greats Streets Initiative focuses on developing Great Streets that activate the public realm, provide economic revitalization, and support great neighborhoods. The Great Streets program will provide enhanced maintenance, perform tree trimming and cleanups, activate streets through community partnerships, plan and construct placemaking and safety projects, and deliver economic and business development programs.	\$ 160,000	\$ -	\$ 160,000
45. <b>Green Workforce/Sustainability Plan.</b> Funding is provided to oversee the Green Retrofit and Workforce Program. Increased funding is provided to support monitoring and reporting efforts to ensure that the City's clean energy and energy efficiency programs meet greenhouse gas emissions reduction goals and provide benefits to disadvantaged communities. The \$130,000 increase is reimbursed by the Department of Water and Power.	75,000	130,000	205,000
46. <b>Homelessness Support.</b> Funding is provided for the Mayor's Office to support initiatives to address homelessness within the City of Los Angeles. This item supports the implementation of the City's Comprehensive Homeless Strategy. Increased funding is provided for the creation of the Office of Citywide Homelessness Initiatives that oversees the development and execution of street-level coordination around homeless encampments, Bridge Housing projects, Skid Row interventions, and affordable/permanent supportive housing production.	400,000	460,000	860,000
47. <b>Immigration Integration.</b> Funding is provided to focus on the development of programs and partnerships with community organizations to assist with immigration integration throughout the City.	320,000	-	320,000
48. <b>Innovation and Performance Management Unit.</b> Funding is provided for the Innovation and Performance Management Unit to help facilitate and foster improved service delivery Citywide by tracking, evaluating, and communicating progress towards desired results. This Unit also serves as a consultant to City departments for process improvement, evidence-driven analysis and decision making, and empowered management practices.	380,000	-	380,000

<u>Program Changes</u>	<u>2018-19 Adopted Budget</u>	<u>Change From 2018-19 Budget</u>	<u>2019-20 Proposed Budget</u>
49. <b>LA's BEST.</b> Since 1988, LA's BEST has been providing after school programs to children, ages 5 to 12, from Los Angeles' most economically challenged neighborhoods. LA's BEST currently operates in 198 elementary schools serving more than 25,000 students daily with 2,000 after school staff and more than 1,500 volunteers. Funding is provided to partially offset the cost of positions, supplies, bus transportation, and	\$ 1,449,777	\$ -	\$ 1,449,777
50. <b>Office of International Trade.</b> Funding is provided for the Office of International Trade to facilitate the growth of LA's trade-based economy, encourage direct foreign investment, and engage the Mayor and municipal government in critical international issues that affect the City. The Office of International Trade helps to establish Los Angeles as the premier hub for international trade and affairs. Increased funding is provided for the Office to oversee cargo movement enhancements for the Departments of Airports and Harbor. Costs are fully reimbursed by the Departments of Airports and Harbor.	540,000	70,000	610,000
51. <b>Office of Re-entry.</b> Funding is provided for the Office of Re-entry to improve outcomes for and opportunities available to justice-involved individuals. The Office serves as a resource convener and collaborator for a variety of stakeholders to address the short and long-term needs of the City's justice-involved community members by serving a vital role in policy advocacy, systemic reform, and program architecture and development.	150,000	-	150,000
52. <b>Open Data and Digital Services.</b> Funding is provided to enable the City to contract with vendor(s) for the deployment, creation, or maintenance of open data platforms and digital services that enable efficiencies, openness, and participation. To support these efforts, the City will also staff leadership for technology-driven innovation through data and software.	1,250,000	-	1,250,000
53. <b>Promise Zone.</b> Funding is provided for the Promise Zone Unit that was established in June 2014 to coordinate the activities of the federally-designated Los Angeles Promise Zone. This Unit supports a partnership of more than 50 local organizations creating strategies to address poverty and other conditions that impact the quality of life in the Zone. The Promise Zone is located west of Downtown and generally includes the communities of Westlake, Pico Union, Koreatown, East Hollywood, and Hollywood.	200,000	-	200,000

<u>Program Changes</u>	<u>2018-19 Adopted Budget</u>	<u>Change From 2018-19 Budget</u>	<u>2019-20 Proposed Budget</u>
54. <b>Young Ambassador Program.</b> The Young Ambassador program expands the horizons of College Promise students by offering overseas travel and opportunities for global affairs education and	\$ -	\$ 150,000	\$ 150,000
Administered by: <b>Mayor and Chief Legislative Analyst</b>			
55. <b>Additional Homeless Services (formerly Crisis and Bridge Housing Fund).</b> The 2018-19 Budget provided one-time funding to establish new crisis and bridge housing beds with hygiene facilities and/or storage for unsheltered individuals experiencing homelessness, as authorized by the Mayor and Council, with the goal of adding 50-100 new beds per Council District. Additional homeless outreach and sanitation resources are deployed, upon the opening of each facility, in the surrounding area. The 2019-20 Budget continues \$10 million for services at the facilities. This funding is supplemented by State Homeless Emergency Aid Program and Los Angeles County Measure H funding.	20,000,000	(10,000,000)	10,000,000
56. <b>Census Operations and Outreach.</b> Funding is provided for operations and outreach to ensure maximum participation in the 2020 Census. The Census subjects, which include gender, age, race, ethnicity, relationship, and homeownership status, represent established data needs and information required by federal programs. Increased funding is provided for census outreach services that include a public private partnership between the City and the California	950,000	1,500,000	2,450,000
57. <b>Domestic Abuse Response Teams.</b> The Domestic Abuse Response Team (DART) Program uniquely blends domestic violence crisis response with case management to provide effective intervention for victims of domestic violence and their families. Teams consist of police officers, victim advocates, and volunteers who respond to domestic violence incidents and provide intervention services for victims and family members. These enhanced intervention services assist families in recognizing their problems with violence and increase their awareness of potential consequences for perpetrators.	1,754,000	-	1,754,000



<u>Program Changes</u>	<u>2018-19 Adopted Budget</u>	<u>Change From 2018-19 Budget</u>	<u>2019-20 Proposed Budget</u>
Administered by: <b>Mayor, Chief Legislative Analyst, and Cultural Affairs</b>			
<b>58. Heritage Month Celebrations and Special Events.</b> Funding is provided for annual celebrations such as African American Heritage Month, Latino Heritage Month, Asian Pacific Islander Month, Jewish Heritage Month, Our Pride, and other important calendar periods that celebrate diversity and culture throughout the City of Los Angeles and to support special events and other outreach efforts.	\$ 440,975	\$ -	\$ 440,975
Administered by: <b>Police</b>			
<b>59. Recruitment Diversity.</b> The 2018-19 Adopted Budget provided funding to enhance the Police Department's ability to recruit qualified and diverse sworn candidates. The funds offset the costs of recruiter display booths, social media, promotional items, media and advertising, and travel expenses.	99,462	(99,462)	-
Administered by: <b>Board of Public Works</b>			
<b>60. Clean and Green Job Program (Los Angeles Conservation Corps).</b> This program seeks to eradicate graffiti, eliminate litter, and increase greenery, and is administered by the Los Angeles Conservation Corps (LACC). The organization is established as a youth employment and education program and engaged in performing improvements via public works projects. LACC hires high school students to collect trash and recyclables, paint over graffiti and create murals, plant trees, and clean alleyways. Activities also include performing outreach for the use of the Solvents, Automotive, Flammables, Electronics Collection Centers and the Multi-Family Bulky Item Program. Partial funding is provided by the Citywide Recycling Trust Fund (\$100,000), Sewer Construction and Maintenance Fund (\$100,000), Solid Waste Resources Revenue Fund (\$100,000), and Multi-Family Bulky Item Fee Fund (\$200,000).	1,000,000	-	1,000,000
<b>61. Climate Emergency Community Council.</b> Funding is provided to staff the Climate Emergency Community Council as part of the Board of Public Works as a source for environmental advocacy and climate	-	200,000	200,000

<u>Program Changes</u>	<u>2018-19 Adopted Budget</u>	<u>Change From 2018-19 Budget</u>	<u>2019-20 Proposed Budget</u>
Administered by: <b>Public Works Bureau of Sanitation</b>			
62. <b>Discovery Cube Los Angeles (DCLA).</b> Funding is provided for DCLA, a non-profit organization that focuses its work around the core initiatives of environmental stewardship, early learning, healthy living, and science, technology, engineering, and math (STEM) education. The funds will be used to develop curriculum and provide training for staff at the Bureau of Sanitation (Bureau) Environmental Learning Centers, provide teacher professional development workshops in partnership with the Los Angeles Unified School District, develop educational programs for children to promote interest in career fields within the Bureau and the environmental stewardship industry, host household hazardous waste collection events and environmental fairs to educate adults and children on environmental stewardship, and provide advertising and outreach for Bureau events and initiatives, including Earth Day. Partial funding is provided by the Sewer Construction and Maintenance Fund (\$450,000) and the Solid Waste Resources Revenue Fund (\$450,000).	\$ -	1,800,000	\$ 1,800,000

Administered by: **Recreation and Parks and Cultural Affairs**

63. <b>Summer Night Lights (SNL).</b> Funding is provided for the SNL program, which provides extended recreational, cultural, educational, and resource-based programming on designated days between the hours of 7 p.m. to 11 p.m. SNL provides youth and families with a safe recreation space, employment opportunities, expanded programming, and linkages to local services. SNL also provides an important platform for interagency collaboration through a partnership with over 100 local community-based organizations, educational and vocational institutions, and City and County agencies. Partial funding (\$288,000) is provided by the Arts and Cultural Facilities Trust Fund for the arts component.	1,688,000	-	1,688,000
---	-----------	---	-----------

<b>2018-19 Program Budget</b>	<b>\$ 184,814,340</b>
<b>Changes in Program Level</b>	<b>\$ (4,697,610)</b>
<b>ADOPTED 2019-20 PROGRAM BUDGET</b>	<b>\$ 180,116,730</b>

## INTERGOVERNMENTAL RELATIONS PROGRAM

Membership and participation in such recognized governmental oriented organizations as the League of California Cities, the Southern California Association of Governments, and the National League of Cities.

<u>Program Changes</u>	<u>2018-19 Adopted Budget</u>	<u>Change From 2018-19 Budget</u>	<u>2019-20 Proposed Budget</u>
<b>Other Changes or Adjustments</b>			
Administered by: <b>City Clerk</b>			
64. <b>California Contract Cities Association.</b> This organization assists member cities by advocating and advancing the benefits of the contracting model, protecting local control, embracing public/private partnerships, and providing educational opportunities for its membership.	\$ 12,500	\$ -	\$ 12,500
65. <b>Government Alliance on Race and Equity.</b> This organization is a professional peer-to-peer network that enables government racial equity directors and subject area experts to exchange information, collaborate to advance their practice, and develop solutions to racial equity challenges.	15,000	-	15,000
66. <b>Independent Cities Association.</b> This organization of California counties and cities works with county governments on behalf of City members on policy and legislative issues that affect municipal governments.	10,750	-	10,750
67. <b>League of California Cities.</b> This association of California cities works to influence policy decisions at all levels of government. Annual dues are based on a city's population. The increased funding corresponds with an increase to the Consumer Price Index.	108,800	4,200	113,000
68. <b>League of California Cities - County Division.</b> This is the local regional division of the broader State organization.	2,000	-	2,000
69. <b>National League of Cities.</b> This association of cities works to influence national policy and to build understanding and support for cities and towns. Annual dues are based on a city's population.	75,000	-	75,000
70. <b>National League of Cities Annual Conference.</b> Funding was provided in 2018-19 for the National League of Cities Annual Conference which was held in Los Angeles on November 7-10, 2018.	250,000	(250,000)	-

<u>Program Changes</u>	<u>2018-19 Adopted Budget</u>	<u>Change From 2018-19 Budget</u>	<u>2019-20 Proposed Budget</u>
71. <b>San Fernando Valley Council of Governments.</b> This organization's mission is to develop and implement subregional policies and plans that are unique to the greater San Fernando Valley region, which was established through the adoption of a Joint Powers Agreement by the City and County of Los Angeles and the cities of Burbank, Glendale, San Fernando, and Santa Clarita.	\$ 35,000	\$ -	\$ 35,000
72. <b>Sister Cities International.</b> This association works to foster international understanding and cooperation through Sister City relationships in other countries. Funding is provided for membership dues.	2,500	-	2,500
73. <b>South Bay Cities Association.</b> This association works to discuss issues pertinent to South Bay communities. The increased funding reflects the fifth year of the Association's five-year plan to cover increased organizational costs.	44,000	2,200	46,200
74. <b>Southern California Association of Governments (SCAG).</b> This association's purpose is to study and develop recommendations on regional problems of mutual interest and concern regarding the orderly physical development of the Southern California region. The City's dues are the largest single assessment, which SCAG sets at 20 percent of total dues. Membership dues have increased annually, which correspond with Consumer Price Index increases. Partial funding is provided by the Proposition C Anti-Gridlock Transit Trust Fund (\$30,000), Sewer Construction and Maintenance Fund (\$30,000), and the Solid Waste Resources Revenue Fund (\$30,000).	370,000	14,500	384,500
75. <b>United States Conference of Mayors.</b> Based in Washington, D.C., this organization provides a national forum for mayors on behalf of their cities and represents the mayors on pertinent legislative policies and issues.	72,000	-	72,000
76. <b>Westside Cities Council of Governments.</b> This organization provides a forum for discussion and communication as well as representation advocacy on behalf of the Westside sub-region.	23,000	-	23,000

<b>2018-19 Program Budget</b>	<b>\$ 1,020,550</b>
<b>Changes in Program Level</b>	<b>\$ (229,100)</b>
<b>ADOPTED 2019-20 PROGRAM BUDGET</b>	<b>\$ 791,450</b>

**THIS PAGE INTENTIONALLY LEFT BLANK**

# HUMAN RESOURCES BENEFITS

## BASIS FOR THE PROPOSED BUDGET

The 2019-20 Proposed Budget for Human Resources Benefits relates to current year funding as follows:

	Amount	% Change
2018-19 Adopted Budget	\$ 730,656,927	
2019-20 Proposed Budget	\$ 747,872,377	
Change from 2018-19 Budget	\$ 17,215,450	2.4%

The 2019-20 Proposed Budget includes costs for the direct payments, exclusive of personnel and administrative costs, for various human resources benefits provided to City employees. These benefits consist of: (1) payment of all workers' compensation and rehabilitation bills, claims, and awards; (2) payment of subsidies for the City's benefits program, i.e., health, dental, optical, disability, life insurance, and the Employee Assistance Program; (3) payment of unemployment insurance; and, (4) payment of other benefits as approved by the Mayor and City Council.

## CHANGES FROM ADOPTED BUDGET

	2018-19 Adopted Budget	Recommended Change	2019-20 Proposed Budget
Civilian FLEX Program	\$ 286,256,744	\$ 6,914,697	\$ 293,171,441
Contractual Services	25,830,000	949,000	26,779,000
Employee Assistance Program	1,661,847	(3,432)	1,658,415
Fire Health and Welfare Program	56,927,221	2,354,319	59,281,540
Police Health and Welfare Program	158,067,753	2,685,421	160,753,174
Supplemental Civilian Union Benefits	5,113,362	15,445	5,128,807
Unemployment Insurance	2,800,000	-	2,800,000
Workers' Compensation	194,000,000	4,300,000	198,300,000
<b>TOTAL COST OF HUMAN RESOURCES BENEFITS</b>	<b>\$ 730,656,927</b>	<b>\$ 17,215,450</b>	<b>\$ 747,872,377</b>

**Direct Costs**

**PROGRAM CHANGES**

**2018-19 Program Level** \$ 730,656,927

- 1 . **Civilian FLEX Program.** Funding is provided for health, dental, life, and disability insurance benefits. Rates for 2019-20 are projected to increase by 2.78 to 3.5 percent for health benefits with no rate increase for dental benefits. An overall increase in this program is reflected due to a projected enrollment increase of approximately two percent over the course of the fiscal year. The proposed budget includes civilian employees contributing a percentage of pay to offset health premium costs in accordance with approved Memoranda of Understanding (MOUs) between the City and employee labor organizations. 6,914,697
  
- 2 . **Contractual Services.** Funding is provided for the Civilian FLEX Benefits and Workers' Compensation Third Party Administrators (TPAs) and for workers' compensation claims bill review, utilization review, claims management system, and the Alternative Dispute Resolution Program. Funding is increased for services for the operation of the City's Alternative Dispute Resolution Programs and increased contract rates of the Workers' Compensation TPAs. 949,000
  
- 3 . **Employee Assistance Program.** Funding is decreased due to slightly lower rates for these services from the City's new service provider, although there is a slightly higher civilian workforce as compared to the prior fiscal year. (3,432)
  
- 4 . **Fire Health and Welfare Program.** Funding is provided to cover the cost of health, dental, life, and disability insurance benefits for sworn employees. Rates for 2019-20 are projected to increase by five to 10 percent for health benefits and two percent for dental benefits. An overall increase in this program is reflected due to a projected enrollment increase of approximately one percent over the course of the fiscal year. 2,354,319
  
- 5 . **Police Health and Welfare Program.** Funding is provided to cover the costs of health, dental, life, and disability insurance benefits for sworn employees. Rates for 2019-20 are projected to increase by six to 10 percent for health benefits and two percent for dental benefits. An overall increase in this program is reflected due to a projected enrollment increase of approximately one percent over the course of the fiscal year. 2,685,421
  
- 6 . **Supplemental Civilian Union Benefits.** Funding is provided to cover the cost of union-sponsored benefit plans, negotiated in MOUs, that are supplemental to the City's health benefits. Funding is increased due to increases to the City's payments pursuant to a slight increase in enrollment in these programs as compared to the prior fiscal year. 15,445
  
- 7 . **Unemployment Insurance.** Funding is provided to pay State-mandated unemployment insurance costs for current and former employees (full-time and part-time) who have separated from City service or had their wages reduced. -
  
- 8 . **Workers' Compensation.** Funding is provided to cover the cost of workers' compensation benefits and rehabilitation bills, claims, and awards (\$187.3 million) and the fee that the State of California assesses to self-insured employers (\$11 million). Funding is increased to reflect projected increases to expenditures. 4,300,000

**TOTAL CHANGES** \$ 17,215,450

	<b>Amount</b>
<b>2018-19 Program Budget</b>	\$ 730,656,927
Changes	\$ 17,215,450
<b>PROPOSED 2019-20 PROGRAM BUDGET</b>	<u>\$ 747,872,377</u>

## WORKERS' COMPENSATION

## SUPPLEMENTAL INFORMATION

The Personnel Department administers the City's Workers' Compensation Program which covers all City employees, excluding the Department of Water and Power. This page provides information on the City's workers' compensation expenditures by City department over the prior five fiscal years from 2013-14 to 2017-18.

<b>WORKERS' COMPENSATION EXPENDITURES BY DEPARTMENT (in millions)</b>							
<b>(2013-14 to 2017-18)</b>							
<b>DEPARTMENT</b>	<b>2013-14</b>	<b>2014-15</b>	<b>2015-16</b>	<b>2016-17</b>	<b>2017-18</b>	<b>TOTAL</b>	<b>PERCENT OF TOTAL</b>
Fire-Sworn	\$41.6	\$43.7	\$51.7	\$52.3	\$55.8	\$245.1	21.7%
General Services	5.0	6.0	4.9	4.7	4.7	25.3	2.2%
Police-Civilian	11.5	10.5	10.1	10.5	10.4	53.0	4.7%
Police-Sworn	92.8	107.8	104.8	115.5	127.8	548.7	48.5%
Public Works-Sanitation	8.1	8.1	8.3	8.8	9.9	43.2	3.8%
Recreation and Parks	6.5	6.7	6.2	5.8	6.1	31.3	2.8%
Transportation	6.4	7.2	6.0	7.3	6.4	33.3	2.9%
Proprietary	12.1	14.8	14.6	14.5	14.6	70.6	6.2%
All Other	16.3	16.3	15.5	15.8	16.9	80.8	7.1%
<b>TOTAL</b>	<b>\$200.3</b>	<b>\$221.1</b>	<b>\$222.1</b>	<b>\$235.2</b>	<b>\$252.6</b>	<b>\$1,131.3</b>	<b>100.0%</b>

Workers' compensation expenditures include payments made from the Human Resources Benefits Fund, Workers' Compensation account for benefits and rehabilitation bills, claims, and awards and salary continuation, also known as injury on duty (IOD) payments, made from a department's Salaries, General or Salaries, Sworn account for employees on workers' compensation leave. The six City departments identified comprise approximately 87 percent of all workers' compensation expenditures from 2013-14 to 2017-18. Proprietary departments include Department of Airports, Harbor Department, Fire and Police Pensions, and City Employees' Retirement System. All Other includes all other City departments.

<b>INJURY ON DUTY (IOD) HOURS BY DEPARTMENT (in thousands)</b>							
<b>(2013-14 to 2017-18)</b>							
<b>DEPARTMENT</b>	<b>2013-14</b>	<b>2014-15</b>	<b>2015-16</b>	<b>2016-17</b>	<b>2017-18</b>	<b>TOTAL</b>	<b>PERCENT OF TOTAL</b>
Fire-Sworn	397.0	407.0	453.7	453.6	472.5	2,183.8	26.2%
General Services	43.9	45.5	31.1	34.9	33.8	189.2	2.3%
Police-Civilian	97.0	87.9	68.0	75.8	67.3	396.0	4.7%
Police-Sworn	567.0	598.2	599.8	682.3	780.6	3,227.9	38.7%
Public Works-Sanitation	84.7	81.8	93.2	89.6	110.2	459.5	5.5%
Recreation and Parks	58.7	57.1	52.2	64.0	49.0	281.0	3.4%
Transportation	73.7	94.9	58.3	75.2	57.7	359.8	4.3%
Proprietary	139.8	150.3	136.8	121.5	137.9	686.3	8.2%
All Other	121.1	114.9	109.7	87.7	124.1	557.5	6.7%
<b>TOTAL</b>	<b>1,582.9</b>	<b>1,637.6</b>	<b>1,602.8</b>	<b>1,684.6</b>	<b>1,833.1</b>	<b>8,341.0</b>	<b>100.0%</b>

IOD hours represent the number of hours not worked by City employees on workers' compensation leave. Over five years, City employees incurred an average of about 1.67 million IOD hours per fiscal year, which is equivalent to an average of 799 full-time employees absent from work per fiscal year.



**THIS PAGE INTENTIONALLY LEFT BLANK**

# JUDGMENT OBLIGATION BONDS DEBT SERVICE FUND

## BASIS FOR THE PROPOSED BUDGET

The 2019-20 Proposed Budget for the Judgment Obligation Bonds Debt Service Fund relates to current year funding as follows:

	Amount	% Change
2018-19 Adopted Budget	\$ 9,027,075	
2019-20 Proposed Budget	\$ 6,494,500	
Change from 2018-19 Budget	\$ (2,532,575)	(28.01%)

The Judgment Obligation Bonds Debt Service Fund is a special purpose fund established to pay debt service on bonds issued to finance liabilities resulting from adverse decisions by the California courts in the following litigation matters: (a) the Harper Settlement; (b) the May Day Settlement (Federal case only); and various judgments or stipulated judgments relating to City misconduct in connection with certain plaintiffs' City employment, inverse condemnation incidents, and personal injuries caused by City employees or that occurred on City property. A total of \$20.6 million in bonds was issued to settle the Harper lawsuit. The final payment on the Harper Settlement bonds will occur in 2018-19. A total of \$50.9 million in bonds was issued to settle the May Day Settlement and various judgments or stipulated judgments as mentioned above with a final payment in 2019-20.

Debt service on these bonds is an unconditional obligation of the City.

### Debt Service Budget for Outstanding Judgment Obligation Bonds

	2018-19 Adopted Budget	2019-20 Proposed Budget
<u>Harper Settlement</u> Series 2009-A	\$ 2,533,275	\$ -
<u>May Day Settlement, et al</u> Series 2010-A	<u>6,493,800</u>	<u>6,494,500</u>
TOTAL	<u>\$ 9,027,075</u>	<u>\$ 6,494,500</u>

1. **Harper Settlement (2009-A)**

The 2009-A bonds were issued as a result of a settlement and stipulated judgment entered against the City by the United States Court of Appeals for the Ninth Circuit in several post-Rampart cases collectively known as the "Harper Settlement." The Harper Settlement is an action in the U.S. Court of Appeals for the Ninth Circuit by several police officers alleging improper treatment. As a result, a stipulated judgment of approximately \$20.5 million was entered against the City.

Amount of Issue:	\$	20,600,000	
Principal Outstanding, July 1, 2019:		-	
Final Payment:		2018-19	
2019-20 Debt Service Payment:			\$ _____ -
Subtotal			\$ _____ -

2. **May Day Settlement (Federal Case) and Various Judgments or Stipulated Judgments Against the City (2010-A)**

The 2010-A bonds were issued as a result of judgments or stipulated judgments entered against the City by the United States District Court, Central District of California in several cases collectively known as the "May Day Settlement" and by the Los Angeles Superior Court in several cases involving City misconduct in the workplace, inverse condemnation incidents, and personal injuries caused by City employees or that occurred on City property. The May Day lawsuit filed in Federal court arises from an incident involving members of the Los Angeles Police Department commencing on May 1, 2007.

Amount of Issue:	\$	50,875,000	
Principal Outstanding, July 1, 2019:		6,190,000	
Final Payment:		2019-20	
2019-20 Debt Service Payment:			\$ _____ 6,494,500
Subtotal			\$ _____ 6,494,500

**TOTAL 2019-20 PROPOSED JUDGMENT OBLIGATION BONDS DEBT SERVICE** \$ 6,494,500

# LIABILITY CLAIMS

## BASIS FOR THE PROPOSED BUDGET

The 2019-20 Proposed Budget for Liability Claims relates to current year funding as follows:

	Amount	% Change
2018-19 Adopted Budget	\$ 89,090,000	
2019-20 Proposed Budget*	\$ 90,526,072*	
Change from 2018-19 Budget	\$ 1,436,072	1.61%

\*In addition, an allocation in the amount of \$20 million is also set aside in the Unappropriated Balance, Liability Claims line item, for a total of \$110.53 million in 2019-20.

These funds are set-aside for the payment or settlement of claims brought against the City. The Los Angeles Administrative Code authorizes the Mayor to delegate authority to the City Attorney to settle claims and pay judgments against the City in an amount not to exceed \$50,000; an additional \$50,000 (up to \$100,000) is subject to the concurrence of the Claims Board. Claims or judgments over \$100,000 must be approved by the Council with the concurrence of the Mayor.

Funding in the amount of \$90.53 million is proposed for the Liability Claims Account. Of this amount, \$80,000,000 is from the General Fund, \$156,000 is from the Accessible Housing Trust Fund, \$5,000,000 is from the Solid Waste Resources Revenue Fund, and \$5,370,072 is from the Sewer Operations and Maintenance Fund. In 2018-19, funding in the amount of \$89.09 million was appropriated in two accounts for liability payouts and assigned to specific payout accounts to track expenditures.

The 2018-19 Estimated Expenditure amounts include approved payouts and potential payouts for matters still pending. Adjustments to the Budget may be necessary during the year as cases reach the trial stage and judgments or settlements are determined.

Account Name	2017-18 Actual Expenditures	2018-19 Adopted Budget	2018-19 Estimated Expenditures	2019-20 Proposed Budget
Fire Liability Payouts	\$ 2,476,859	\$ -	\$ 1,550,000	\$ -
General Services Liability Payouts	348,080	-	-	-
Police Liability Payouts	33,041,597	-	33,935,506	-
Public Works, Engineering Liability Payouts	515,037	-	4,825,000	-
Public Works, Sanitation Liability Payouts*	7,141,779	8,750,000	8,750,000	10,370,072
Public Works, Street Services Liability Payouts	24,938,482	-	18,469,520	-
Recreation and Parks Liability Payouts	8,458,991	-	3,075,000	-
Transportation Liability Payouts	26,349,695	-	15,367,500	-
Miscellaneous Liability Payouts	3,852,904	80,340,000	3,027,474	80,156,000
<b>Total</b>	<b>\$ 107,123,423</b>	<b>\$ 89,090,000</b>	<b>\$ 89,000,000</b>	<b>\$ 90,526,072</b>
Other Special Funds**	\$ -	\$ -	\$ 20,347,283	\$ -
<b>Total Liabilities</b>	<b>\$ 107,123,423</b>	<b>\$ 89,090,000</b>	<b>\$ 109,347,283</b>	<b>\$ 90,526,072</b>

\* Special fund payouts paid/to be paid directly by the Bureau of Sanitation special funds (Solid Waste Resources Revenue Fund and Sewer Operations and Maintenance Fund).

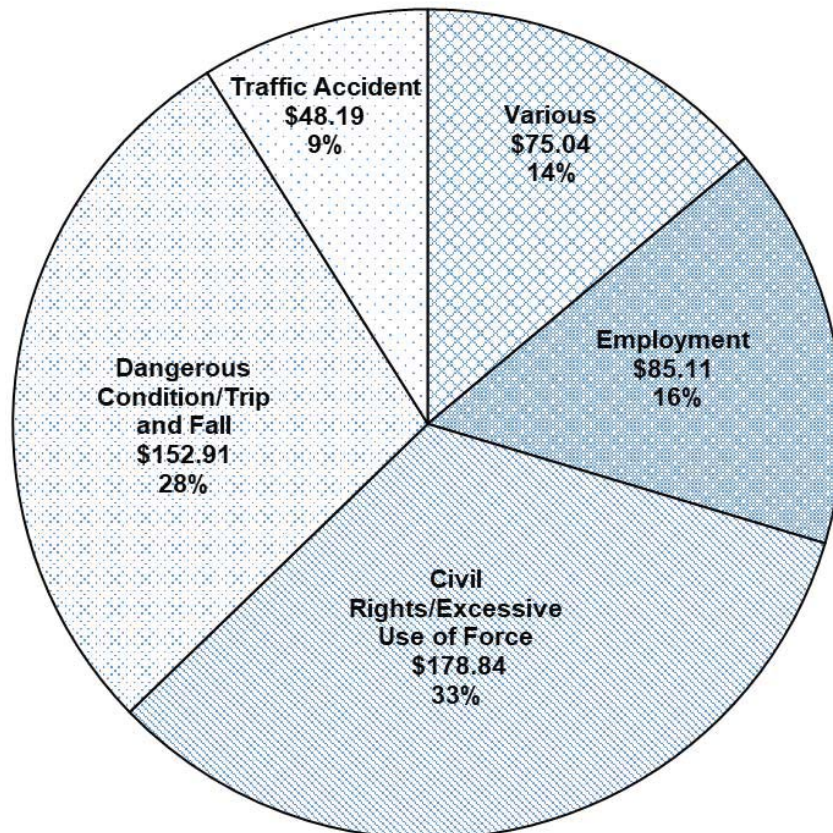
\*\* 2018-19 amount includes a transfer from the Unappropriated Balance, Reserve for Extraordinary Liability, and the monitoring fees for *Independent Living Center of Southern California, et al. v. City of Los Angeles, et al.* transferred from 2016-17 and 2017-18.

The following table details liability payouts by department for the last five years:

LIABILITY CLAIMS EXPENDITURES BY DEPARTMENT (in millions) 2013-14 to 2017-18*							
Department	2013-14	2014-15	2015-16	2016-17	2017-18	Total	Percent of Total
Fire	\$ 1.16	\$ 6.65	\$ 1.31	\$ 3.44	\$ 2.48	\$ 15.04	2.78%
General Services	0.24	0.30	0.46	0.48	0.35	1.83	0.34%
Police	39.06	38.55	70.89	47.76	33.04	229.30	42.46%
Public Works – Engineering	0.26	2.46	0.03	0.28	0.52	3.55	0.66%
Public Works – Sanitation	0.97	1.61	1.13	5.02	7.14	15.87	2.94%
Public Works – Street Services	8.10	5.55	6.87	31.22	24.94	76.68	14.20%
Recreation and Parks	0.88	0.25	6.81	2.85	8.45	19.24	3.56%
Transportation	3.98	1.96	20.20	32.14	26.35	84.63	15.67%
Various	3.70	6.77	1.45	78.18	3.85	93.93	17.40%
<b>Total</b>	<b>\$ 58.35</b>	<b>\$ 64.10</b>	<b>\$109.15</b>	<b>\$201.37</b>	<b>\$107.12</b>	<b>\$ 540.09</b>	<b>100.00%</b>

\* Reflects General Fund and some special fund payouts. The only special fund payouts included are those paid directly by the Bureau of Sanitation special funds (Solid Waste Resources Revenue Fund, Sewer Operations and Maintenance Fund, and Stormwater Pollution Abatement Fund); payouts by various other special funds are considered outliers and excluded for the purpose of determining the five-year historical average.

**CITYWIDE GENERAL FUND LIABILITY PAYOUTS BY CATEGORY**  
Fiscal Years 2013-14 to 2017-18  
(in \$ millions; based on 5-year totals)



NOTES:

This chart only reflects payments made out of the Citywide Liability Claims accounts; it does not include back wages as these are paid directly by the departments, tax refund payments, payments for workers' compensation cases, and payments made directly by proprietary departments or special funds.

# LOS ANGELES CONVENTION CENTER PRIVATE OPERATOR

## BASIS FOR THE PROPOSED BUDGET

The 2019-20 Proposed Budget for Los Angeles Convention Center Private Operator relates to current year funding as follows:

	Amount	% Change
2018-19 Adopted Budget	\$ 27,961,799	
2019-20 Proposed Budget	\$ 27,609,765	
Change from 2018-19 Budget	\$ (352,034)	(1.26%)

In 2013-14, the City Council adopted several initiatives to make the Los Angeles Convention Center (LACC) a top-tier convention center, one of which was the implementation of a private management structure. In October 2013, the City executed a five-year Management Agreement with AEG Management LACC, LLC (AEG) for the operation and management of the LACC. The City continues to own the facility and the Department of Convention and Tourism Development (CTD) serves in an administrative capacity providing contract oversight.

### DETAIL OF REVENUES\*

The AEG budget is based on an estimate of all revenues generated by LACC operations for 2019-20. AEG's sources of revenue are categorized as follows:

	Actual 2017-18	Adopted Budget 2018-19	Proposed Budget 2019-20
Space Rent (net of discounts)	\$ 7,941,071	\$ 7,989,655	\$ 7,412,403
Parking	12,838,480	12,873,642	13,187,814
Utility Services	6,353,119	4,770,409	5,090,933
Food and Beverage (net)	4,956,639	3,958,213	4,795,851
Telecommunication Services	2,025,167	1,406,781	2,181,211
Other <sup>1</sup>	1,061,182	911,002	1,334,169
General Fund	314,273	-	-
Reimbursement of General Fund Costs	(1,031,322)	(1,870,903)	(1,573,616)
Convention Center Facility Reinvestment	(1,261,000)	(1,077,000)	-
Construction Contingency	-	-	(3,819,000)
Staples Incremental Parking Revenue	(1,000,000)	(1,000,000)	(1,000,000)
<b>Net Revenue</b>	<b>\$ 32,197,609</b>	<b>\$ 27,961,799</b>	<b>\$ 27,609,765</b>

<sup>1</sup>Other revenues include advertising, equipment rental, cell towers, audiovisual, event specific billing, and event specific expenses.

As part of the Management Agreement, AEG collects revenue from LACC operations, deposits those funds into a separate off-budget operating account, and expends directly from the account based on a budget approved by the Board of Los Angeles Convention and Tourism Development Commissioners (Board).

**EXPENDITURES\***

AEG’s sources of expenditures are categorized as follows:

	<b>Actual 2017-18</b>	<b>Adopted Budget 2018-19</b>	<b>Proposed Budget 2019-20</b>
City Departmental Budget <sup>1</sup>	\$ 1,273,027	\$ 1,421,895	\$ 1,419,948
Alterations and Improvements and Capital Improvement Projects	2,534,286	1,772,893	612,929
Operating Budget for Private Manager <sup>2</sup>	<u>25,672,090</u>	<u>24,606,526</u>	<u>25,576,888</u>
<b>Total Appropriations</b>	<b>\$ 29,479,403</b>	<b>\$ 27,801,314</b>	<b>\$ 27,609,765</b>

<sup>1</sup>The City Departmental Budget reflects the portion of CTD’s budget funded by LACC revenues. The 2019-20 amount includes \$2,456 for expenditures related to the Human Resources and Payroll project for the Information Technology Agency.

<sup>2</sup>The 2017-18 amount includes expenditures related to the Police and Fire Games in the amount of \$314,273 from the General Fund.

**RESERVE ACCOUNT**

In accordance to Section 6.4(b)(i) of the Management Agreement, the Board shall request that the City Council appropriate as part of the CTD Department Budget a sum equal to ten percent of the Approved Annual Operating Budget to fund a Reserve Account. As such, the Board approved a budget request including a Reserve Account as described above, which was submitted on its behalf by the CTD for consideration as part of the 2014-15 Budget process. The 2014-15 Adopted Budget did not appropriate General Fund monies for this purpose. As such, AEG has and will continue to set aside Operating Revenues, when available, to build the Reserve Account.

The purpose of the Reserve Account is to provide funding to be used for unanticipated LACC related expenses or to fund shortfalls caused by lower than expected revenues or higher than expected expenses. The table below provides the status of the Reserve Account held by AEG by fiscal year:

<b>Fiscal Year</b>	<b>Annual Incremental Amounts</b>
2013-14	\$ 693,759
2014-15	2,168,119
2015-16	6,869,385
2016-17	1,537,187
2017-18	2,718,206
2018-19 (Estimated)	1,000,000
2019-20 (Budgeted)	<u>0</u>
<b>Estimated Ending Balance</b>	<b>\$ 14,986,656</b>

\*Detail of Revenues and Expenditures may not add up to the Convention Center Revenue Fund (Schedule 16) amounts due to differences in the reporting of certain transactions by AEG.



# LOS ANGELES TOURISM & CONVENTION BOARD

## BASIS FOR THE PROPOSED BUDGET

The 2019-20 Proposed Budget for the Los Angeles Tourism & Convention Board (LATCB) relates to current year funding as follows:

	<b>Amount</b>	<b>% Change</b>
2018-19 Proposed Budget	\$ 24,215,000	
2019-20 Proposed Budget	\$ 24,507,000	
Change from 2018-19 Budget	\$ 292,000	1.21%

The LATCB budget consists of multiple funding sources, including funds from the City, the Los Angeles Tourism and Marketing District, and private sources. The amounts reflected represent the City's contribution to the overall LATCB budget, which is equivalent to one fourteenth of the Transient Occupancy Tax (TOT). The TOT is a 14 percent tax on hotel and short-term rental occupants. The City has contracted with the LATCB to market Los Angeles as a convention, meeting, and leisure travel destination.

### City Appropriation and Trust Fund Retention

The Los Angeles Convention and Visitors Bureau Trust Fund (Trust Fund), from which LATCB is paid, receives an amount equivalent to one fourteenth of the TOT. The LATCB is paid 95 percent of this amount in accordance with the agreement between the City and LATCB. The remaining five percent is retained in the Trust Fund in the event of a shortfall in TOT collections. Nonetheless, the LATCB prepares its annual budget based on 100 percent of the TOT allocation. In the event the TOT actual receipts are higher than budgeted, LATCB would be paid the difference the following fiscal year.

### EXPENDITURES

<b>PROGRAM</b>	<b>Actual Expenditures 2017-18</b>	<b>Estimated Expenditures 2018-19</b>	<b>Proposed Budget 2019-20</b>
Convention and Meeting Sales and Services	\$ 7,118,997	\$ 8,834,000	\$ 9,383,000
Domestic and International Marketing, Global Public Relations, and Media	10,828,002	9,959,000	9,776,000
Business Operations (Finance, Information Technology, and Human Resources)	<u>4,778,001</u>	<u>5,477,000</u>	<u>5,348,000</u>
Total Expenditures	<u>\$ 22,725,000</u>	<u>\$ 24,270,000</u>	<u>\$ 24,507,000</u>



## PROGRAM INFORMATION

Strategies and tactics for each segment of the visitor economy will be re-evaluated based on actual 2018-19 results to grow visitation, sustain visitor spending, and reduce revenue erosion.

### **Convention and Meeting Sales and Services - \$9,383,000**

The mission of Convention and Meeting Sales and Services is to market Los Angeles as a destination for meetings, conventions, and trade shows. LATCB's sales are segmented between two different target audiences, Convention Center users and those seeking meeting space in hotels.

Citywide group bookings continue to be impacted by the delayed decision to modernize the Los Angeles Convention Center (LACC). The Sales Team strategy will revolve around the three core platforms: retention and rebooking current citywide groups; identifying short-term opportunities within a 12-24 month booking window; and identifying large conventions 48 months and beyond that offer optimal fit for a renovated LACC.

2019-20 Sales Priorities will be focused on the following:

1. Creatively positioning assets unique to Los Angeles for meetings and events;
2. Leveraging strategic partnerships and sponsorships to amplify Los Angeles' value proposition and identify new business;
3. Preparing messaging and deployment surrounding the continued exploration of the LACC expansion and renovation;
4. As new hotel inventory is added, employing strategies that combine short-term groups with groups that are more immune to economic instability; and,
5. Continuing to add value as a "Best in Class" Destination Marketing Organization to stakeholders and meeting planners.

### **Domestic Marketing - \$3,910,000**

In 2019-20, domestic visitation is projected to grow by 850,000 visitors. At 43.3 million domestic visitors, this will establish another all-time record for domestic visitation. LATCB will advertise in the following domestic Designated Marketing Areas (DMA's): New York City, Chicago, Washington DC, Baltimore, Boston, San Francisco, Sacramento, Fresno, San Diego, Atlanta, Dallas, and Denver. These Twelve markets were determined on the basis of current visitation volume as well as the projected return on investment (ROI).

Based on media consumption habits of millennials, LATCB's key target demographic, domestic marketing will focus on digital and social advertising. Compared to TV advertising, digital and social advertising are more cost-effective with a more readily measurable ROI. The 12 domestic markets listed above will have a mix of out-of-home, digital, search engine optimization, re-marketing, and social advertising in 2019-20. Notably, two flights of domestic advertising are now running in these markets to create brand continuity. This strategy has been set up to fill Los Angeles' shoulder season when hotels have available capacity. Due to its ongoing success, LATCB will continue to run the "Everyone is Welcome" campaign.

### **International Marketing - \$3,715,000**

In 2019-20, International visitation to Los Angeles is projected to grow by 250,000 visitors to 7.8 million, establishing another all-time record.

LATCB will continue to partner with Brand USA (the country's national tourism marketing organization formed by the Travel Promotion Act) to run advertising in Australia, Canada, China, India, Mexico, and South Korea. These six markets constitute 63 percent of Los Angeles' international visitation volume. Due to LATCB's investment in international markets, Brand USA will contribute approximately \$500,000 in matching funds. As with domestic marketing, LATCB will continue to run the "Everyone is Welcome" campaign in international markets.

**Global Public Relations, Earned and Owned Media - \$2,151,000**

The Public Relations and Communications Team works with travel writers around the world to increase coverage of Los Angeles. This involves hosting writers and helping them to experience all that Los Angeles has to offer. Articles subsequently written about Los Angeles provide “earned” media coverage of the City where 46 percent of such coverage constitutes feature stories. This earned media is expected to result in approximately \$60 million in additional media coverage highlighting Los Angeles.

In 2019-20, digital marketing efforts will focus on delivering 16.5 million unique visitors to LATCB’s website, social media channels, and e-mail databases. In addition, emphasis will continue to be placed on determining how best to use Immersive Technology as a complement to the existing methods of attracting incremental visitors to Los Angeles.

**Business Operations (Finance, Technology, Human Resources and Visitor Centers) - \$5,348,000**

This area provides overhead support to the operating divisions discussed above, and oversees operation of LATCB’s Visitor Information Centers. This includes administrative services, finance, human resources, payroll, and information technology. Together, these departments are responsible for maintaining financial controls, operational efficiency, and contract compliance.

**Total 2019-20 LATCB TOT Budget<sup>1</sup>: \$24,507,000**

**ADDITIONAL SOURCES AND USES OF FUNDING**

**Tourism Marketing District - \$29,428,000**

LATCB has a long-term service contract with the Los Angeles Tourism Marketing District (“LATMD”), which was formed in 2011 by hotels based in the City. The hotels determined that more funds were needed to competitively sell and market the hotels within the City. The LATMD was established for this purpose, providing for a 1.5 percent assessment on hotel room revenue. By contract, use of these funds is solely restricted to sales and marketing activities that provide specific benefit to the hotels in the LATMD. The contract specifies these funds cannot be used for other purposes. Use of these funds allows LATCB and the LATMD to be competitive and market hotels in numerous ways, including placing broadcast and digital advertisements in key markets in order to increase visitation.

**Los Angeles World Airports International Marketing Alliance - \$2,000,000**

LATCB is in the second year of a three-year contract with Los Angeles World Airports that expires November 11, 2020. Use of these funds is restricted by the Federal Aviation Administration solely for the international marketing of the Los Angeles International Airport. These funds cannot be used for any other purposes.

**Corporate Partnerships and Cooperative Agreements - \$3,248,000**

Corporate partnerships and cooperative agreements, including advertising sales, provide approximately \$3.3 million of funding which, in accordance with such Agreements, must be used for the benefit and promotion of the sponsors, partners, and/or advertisers.

**Membership Program Fees - \$1,930,000**

LATCB receives approximately \$1.9 million in annual revenue from member dues and from restaurants participating in dineL.A.’s semi-annual, two-week culinary event. These funds are used for the benefit of members and participants.

**Visitor Information Centers - \$558,000**

LATCB’s Visitor Information Centers produce over \$500,000 from ticket sales to various entertainment attractions and theme parks. Current locations include Downtown Los Angeles, Hollywood, San Pedro/L.A. Waterfront, and Union Station. LATCB has secured a new space for its Hollywood location that will drive increased visitor impressions.

**PRODUCTIVITY GOALS**

Productivity goals for 2019-20 are comprised of Convention and Meeting Sales and Services objectives for bookings and leads as shown in the tables below. These productivity goals are subject to recommendations by the Sales Advisory Board and approval by the Board of Directors of LATCB.

**ESTIMATED SALES BOOKINGS FOR 2019-20**

**Convention Center Events** – This activity is expected to yield 390,000 room nights, resulting in \$15.2 million of TOT.

**Hotel Association and Corporate Meetings** – This activity is expected to yield 349,000 room nights resulting in \$13.5 million of TOT.

**ESTIMATED REVENUES FROM SALES BOOKINGS FOR 2019-20<sup>2</sup>**

	<b>2017-18 Actuals</b>	<b>2018-19 Estimates</b>	<b>2019-20 Goals</b>	<b>2019-20 Estimated TOT</b>
<b>Convention Center Events</b>				
Number	27	31	31	
Room Nights	440,812	390,000	390,000	\$ 15,178,800
<b>Hotel Association and Corporate Meetings</b>				
Number	775	800	830	
Room Nights	<u>325,024</u>	<u>335,000</u>	<u>349,000</u>	<u>13,583,080</u>
<b>TOTALS</b>				
Number	802	831	861	
Room Nights	<u>765,836</u>	<u>725,000</u>	<u>739,000</u>	<u>\$ 28,761,880</u>

**ESTIMATED SALES LEADS FOR 2019-20**

**Convention Center Events** – This activity is expected to yield 220 sales leads, resulting in approximately \$107.7 million of TOT.

**Hotel Association and Corporate Meetings** – This activity is expected to yield 2,800 sales leads, resulting in approximately \$45.7 million of TOT.

**ESTIMATED REVENUES FROM SALES LEADS FOR FISCAL YEAR 2019-20<sup>2</sup>**

	<b>2017-18 Actuals</b>	<b>2018-19 Estimates</b>	<b>2019-20 Goals</b>	<b>2019-20 Estimated TOT</b>
<b>Convention Center Events</b>	222	220	220	\$ 107,723,554
<b>Hotel Association and Corporate Meetings</b>	<u>2,606</u>	<u>2,700</u>	<u>2,800</u>	<u>45,769,920</u>
<b>TOTALS</b>	<u>2,828</u>	<u>2,920</u>	<u>3,020</u>	<u>\$ 153,493,474</u>

## Economic Impact

Total direct and indirect/induced economic impact from business sales resulting from events held at the Convention Center between 2018 and 2035 is projected to be approximately \$4.5 billion as shown in the table below. These sales will support 25,900 full time equivalent (FTE) jobs and \$265 million in state and local tax assessments.

### ESTIMATED ECONOMIC IMPACT OF BOOKED CONVENTION CENTER EVENTS 2018 THROUGH 2034<sup>3</sup>

	Direct	Indirect / Induced	Total
<b>Business Sales</b>	\$ 2,625,932,000	\$ 1,901,972,000	\$ 4,527,904,000
<b>Jobs Supported Annual FTE's</b>	19,900	6,000	25,900
<b>Taxes and Assessments</b>			
State Total	\$ 93,717,000	\$ 50,415,000	\$ 144,132,000
Local Total	\$ 109,237,000	\$ 11,649,000	\$ 120,886,000

Source: DMAI Economic Impact Calculator, February 2019

### NOTES

<sup>1</sup> LATCB has agreed to designate \$100,000 within their total TOT budget for costs related to convention and tourism marketing, communications, and sales efforts proposed by the City.

<sup>2</sup> 2019-20 Average Room Nights per Booking Assumptions:

- 12,581 for Convention Center Events
- 420 for Hotel Association and Corporate Meetings
- Average Room Rate: \$278 (2018 CBRE Audit Summary)

*Note – In view of current year-to-date sales performance, these goals may be adjusted based on the recommendation of the Sales Advisory Committee and approval by the Board of Directors of LATCB.*

<sup>3</sup> These figures do not include the 2022 Super Bowl or the 2028 Summer Olympics as they are unique, one- time events.

**THIS PAGE INTENTIONALLY LEFT BLANK**

# MEASURE M LOCAL RETURN FUND

## BASIS FOR THE PROPOSED BUDGET

The 2019-20 Proposed Budget for Measure M Local Return Fund relates to current year funding as follows:

	Amount	% Change
2018-19 Adopted Budget	\$ 46,776,991	
2019-20 Proposed Budget	\$ 84,313,605	
Change from 2018-19 Budget	\$ 37,536,614	80.2 %

In November 2016, the voters in Los Angeles County approved the Los Angeles County Traffic Improvement Plan that imposes an additional one-half cent sales tax within Los Angeles County, with an increase to one percent on July 1, 2039, to:

- Improve freeway traffic flow, reduce bottlenecks, and ease traffic congestion;
- Expand the rail and rapid transit system, accelerate rail construction and build new rail lines, enhance bus service, and improve system connectivity;
- Repave local streets, repair potholes, synchronize signals, improve neighborhood streets and intersections, and enhance bike and pedestrian connection;
- Keep the transit and highway system safe, earthquake-retrofit bridges, enhance freeway and transit system safety, and keep the transportation system in good working condition;
- Make public transportation more accessible, convenient, and affordable and provide better mobility options for our aging population;
- Embrace technology and innovation to incorporate modern technology, new advancements, and emerging innovations into the local transportation system;
- Create jobs, reduce pollution, and generate local economic benefits; and,
- Provide accountability and transparency.

Collection of Measure M sales tax receipts began on July 1, 2017, and the first disbursement of funds to the City occurred in October 2017. Measure M Funds must be used to augment, not supplant, other City programs. Funds will be audited on an annual basis and the use of those funds will be overseen by a seven-member panel known as the Measure M Independent Taxpayers Oversight Committee of Metro.

The City receives an allocation from a 17 percent share of the revenue collected based on the City's percentage share of the population of Los Angeles County. These Local Return Funds can be used for a wide variety of eligible activities supporting the maintenance and construction of public roads. These uses include, but are not limited to: major street resurfacing, rehabilitation, and reconstruction, pothole repair, road maintenance, left turn signals, bikeways, pedestrian improvements, streetscapes, signal synchronization, related stormwater improvements, and transit.

Measure M also requires the City to provide Metro with three percent of the costs for the Metro Regional Capital Projects within the City limits. Should the City not do so, the County may withhold Local Return Funds for up to 15 years or until the three percent threshold is satisfied. The amount of this obligation is estimated (in 2015 dollars) to be approximately \$490 million over 35 years from 2022 through 2057.

**LOCAL RETURN FUND**

	<b>2018-19 Adopted Budget</b>	<b>2019-20 Proposed Budget</b>
Cash Balance, July 1	\$ 8,432,000	\$ 32,566,483
Less Prior Year Unexpended Appropriations	<u>8,359,009</u>	<u>17,520,369</u>
Balance Available, July 1	72,991	15,046,114
Anticipated Revenue Receipts	49,504,000	58,000,000
Less: Transfer to Transportation Grant Fund	(3,000,000)	--
Metro Annual Work Program Reimbursement	--	10,858,691
Interest	200,000	408,880
Total Revenue	<u>\$ 46,776,991</u>	<u>\$ 84,313,605</u>

	<b>2018-19 Adopted Budget</b>	<b>2019-20 Proposed Budget</b>
<b>DEPARTMENTAL APPROPRIATIONS</b>		
<b>General Services.</b> Funds are provided for materials testing and warehouse services supporting the Complete Streets Program.	\$ 52,232	\$ 215,797
<b>Personnel.</b> Funds are provided for human resources support for eligible programs and initiatives coordinated by the Department of Transportation.	--	66,643
<b>Bureau of Contract Administration.</b> Funds are provided to support inspection and contract compliance for street projects including traffic signal construction.	801,786	2,716,245
<b>Bureau of Engineering.</b> Funds are provided for traffic signal and left turn signal project design and for support and administration of the Complete Streets Program.	1,206,759	1,614,038
<b>Bureau of Street Lighting.</b> Funds are provided for traffic signal design work and street lighting elements of the Complete Streets and Vision Zero programs.	160,524	1,066,824
<b>Bureau of Street Services.</b> Funds are provided to support the Complete Streets Program, for bicycle lane repair and maintenance, and for contractual services funding for median island landscape maintenance.	4,688,493	11,827,082
<b>Transportation.</b> Funds are provided for staffing for the Complete Streets and Vision Zero programs, the Great Streets Initiative, and other Active and Sustainable Transportation initiatives.	2,914,832	7,817,181
<b>Subtotal Departmental Appropriations</b>	<b>\$ 9,824,626</b>	<b>\$ 25,323,810</b>
<b>SPECIAL PURPOSE FUND APPROPRIATIONS</b>		
<b>Alley Paving.</b> Funds are provided for paving alleys in Council Districts 5 and 9 (\$2 million) and across the City (\$1 million).	--	3,000,000
<b>Autonomous Vehicles Program.</b> Funds were provided for contractual services to proactively engage in modeling scenarios, design thinking, and community engagement with connected and autonomous vehicle experts.	1,000,000	--
<b>Camarillo Street Traffic Study.</b> Funds were provided for a traffic study at Camarillo Street.	100,000	--
<b>Capital Improvement Expenditure Program – Physical Plant.</b> Funds are provided for the design and construction of various street and transportation projects.	4,543,839	9,589,870
<b>Concrete Streets.</b> Funds are provided for the reconstruction of concrete streets.	--	2,000,000
<b>Complete Streets Projects.</b> Funds are provided for the completion of six projects that were originally funded in 2017-18. This item was previously titled Street Reconstruction/Vision Zero Projects.	9,000,000	5,333,000



		Measure M
	<b>2018-19 Adopted Budget</b>	<b>2019-20 Proposed Budget</b>
<b>Cypress Park Pedestrian Bridge.</b> Funds are provided for work on the Cypress Park Pedestrian Bridge project.	\$ 200,000	\$ 300,000
<b>Expanded Mission Hills Median Study.</b> Funds were provided for a median study in Mission Hills.	200,000	--
<b>LA Riverway (San Fernando Valley Completion).</b> Funds were provided for the LA Riverway Project.	1,500,000	--
<b>Median Island Maintenance.</b> Funds were provided for the maintenance of median islands Citywide. For 2019-20, funds are provided in the Bureau of Street Services departmental appropriation.	1,100,000	--
<b>MLK Streetscape.</b> Funds are provided for the MLK Streetscape Project.	--	750,000
<b>Open Streets Program.</b> Funds are provided for continued Open Streets events throughout the City.	1,401,604	1,500,000
<b>Paint and Sign Maintenance.</b> Funds are provided to support the purchase of paint and sign maintenance equipment and supplies for striping and pavement markings for City streets. Funds are also provided in the Proposition C Anti-Gridlock Transit Fund (\$100,000) and Measure R Traffic Relief and Rail Expansion Fund (\$1,729,312).	--	1,170,588
<b>Speed Hump Program.</b> Funds are provided for the installation of speed humps across the City.	--	2,000,000
<b>Traffic Studies.</b> Funds are provided for traffic studies in Council District 4 (\$150,000) and Council District 8 (\$250,000).	--	400,000
<b>Transportation Technology Strategy.</b> Funds are provided to support consultant services to continue implementation of the Department of Transportation's technology strategy.	500,000	1,500,000
<b>Unimproved Median Island Maintenance.</b> Funds are provided for the maintenance of unimproved median islands citywide.	--	1,000,000
<b>Venice Boulevard Great Streets Enhancements.</b> Funds are provided for Great Streets Program improvements on Venice Boulevard.	500,000	500,000
<b>Vision Zero Corridor Projects.</b> Funds are provided for street safety projects along Vision Zero High Injury Network (HIN) corridors, including speed feedback sign installation and maintenance and pedestrian refuge island implementation as needed.	4,500,000	7,566,777
<b>Vision Zero Education and Outreach.</b> Funds are provided for Vision Zero safety education, outreach, and project engagement.	1,000,000	1,000,000
<b>Reimbursement of General Fund Costs.</b> Funds are provided to reimburse the General Fund for employee benefits.	11,406,922	21,379,560
<b>Subtotal Special Purpose Fund Appropriations</b>	<b><u>\$ 32,408,526</u></b>	<b><u>\$ 58,989,795</u></b>
<b>TOTAL APPROPRIATIONS</b>	<b><u>\$ 36,952,365</u></b>	<b><u>\$ 84,313,605</u></b>

# MEASURE R TRAFFIC RELIEF AND RAIL EXPANSION FUNDS

## BASIS FOR THE PROPOSED BUDGET

The 2019-20 Proposed Budget for Measure R Traffic Relief and Rail Expansion Funds represents the City's 15 percent share of the revenue collected and is referred to as the Measure R Local Return Fund and relates to current year funding as follows:

	Amount	% Change
2018-19 Adopted Budget	\$ 52,134,663	
2019-20 Proposed Budget	\$ 58,858,903	
Change from 2018-19 Budget	\$ 6,724,240	12.9%

In November 2008, the voters in Los Angeles County approved an additional one-half cent sales tax for a period of 30 years to:

- Expand the Los Angeles Metropolitan Transportation Authority (Metro) rail system, including providing a direct airport connection;
- Make local street improvements, such as synchronizing signals, filling potholes, repairing streets, and making neighborhood streets and intersections safer for drivers, bicyclists, and pedestrians in each community;
- Enhance safety and improve the flow of traffic on freeways and highways; and,
- Make public transportation more convenient and affordable (especially for seniors, students, the disabled, and commuters).

The City's Measure R local return share of revenue collected is based on the City's percentage share of the population of Los Angeles County. The collection of Measure R sales tax receipts began on July 1, 2009 and the first disbursement of funds to the City occurred in December 2009. Measure R funds must be used to augment, not supplant, other City programs. Expenditure of the funds for ineligible uses would require repayment, with interest, and would prohibit the City from receiving funds for a period of three years. Funds must be spent within five years of receipt or the balance of unspent funds will be returned to Metro for reallocation elsewhere. Funds will be audited on an annual basis and the use of those funds will be overseen by a three member panel of retired judges known as the Measure R Independent Taxpayers Oversight Committee of Metro. The Mayor of the City of Los Angeles, the County Board of Supervisors, and the Los Angeles County City Selection Committee each select one member of the Oversight Committee.

According to Metro, the local return funds can be used for a wide variety of eligible activities supporting the maintenance and construction of public roads. These uses include, but are not limited to, major street resurfacing, rehabilitation and reconstruction, pothole repair, road maintenance, left turn signals, bikeways, pedestrian improvements, streetscapes, signal synchronization, and transit. In addition, the City is providing a three percent match to Metro for delivering transit projects within the City limits. While not legally required, this match allows the City to maintain an active partnership with Metro on regional transit projects of significant importance to the City.

**LOCAL RETURN FUND**

	<b>2018-19 Adopted Budget</b>	<b>2019-20 Proposed Budget</b>
Cash Balance, July 1	\$ 33,517,024	\$ 41,241,152
Less: Prior Year Unexpended Appropriations	<u>27,782,361</u>	<u>34,051,849</u>
Balance Available, July 1	5,734,663	7,189,303
Anticipated Revenue Receipts	45,900,000	51,000,000
Interest	500,000	669,600
Total Revenue	<u>\$ 52,134,663</u>	<u>\$ 58,858,903</u>

	2018-19 Adopted Budget	2019-20 Proposed Budget
--	---------------------------	----------------------------

**DEPARTMENTAL APPROPRIATIONS**

<b>City Planning.</b> Funds are provided for consultants for preliminary design, traffic analysis, cost analysis, initial environmental review, and data evaluation for neighborhood level projects. This will provide City staff and community groups with the level of detail to prepare, and be successful at obtaining future grant proposals to fund capital improvements. This supports Great Streets projects, Vision Zero efforts, streetscape plans, and the new Community Partners program.	\$ 375,000	\$ 400,000
<b>General Services.</b> Funds are provided for materials testing support for the City's Pavement Preservation Plan.	1,692,628	1,986,659
<b>Personnel.</b> Funds are provided for staffing to enhance human resources support for eligible programs and initiatives coordinated by the Department of Transportation.	----	66,643
<b>Bureau of Engineering.</b> Funds are provided for hiring hall and contract surveys for the Great Streets Initiative. Funds are also provided to support the review of design projects along the High Injury Network (HIN) for Vision Zero and for engineering design and survey work for 20 pedestrian and bus stop refuge islands.	454,888	447,436
<b>Bureau of Street Lighting.</b> Funds are provided for design, coordination and construction engineering for the deployment of various street lighting projects for Vision Zero. This includes pedestrian lighting for 20 bus stop pedestrian islands, support for the mid-block crosswalk program, and support for lighting around the top 50 schools in need.	503,648	516,545
<b>Bureau of Street Services.</b> Funds are provided for the City's Pavement Preservation Plan (\$20,334,709) to prevent deterioration in the overall condition of the City street system. Funds are also continued for sidewalk access ramp construction (\$3,415,610). This will accelerate City efforts to ensure that all constituents have equal access to the City's public infrastructure, create safer intersections, and assist with compliance with the Willits settlement. Partial funding for the Great Streets Initiative is included in the Pavement Preservation Plan amount (\$1,347,582). Additional funding is also provided for other Great Streets Initiative activities (\$170,536). In 2018-19, \$1.8 million was provided for median island maintenance in a special purpose fund appropriation within the Fund. For 2019-20, \$2.0 million in funding for median island maintenance is included in the Bureau of Street Services' operating budget.	23,236,520	25,920,855
<b>Transportation.</b> Funds are provided for staffing for six District Offices, Vision Zero, the Great Streets Initiative, and other Active Transportation Initiatives.	5,738,545	5,791,090
<b>Subtotal Departmental Appropriations</b>	<b>\$ 32,001,229</b>	<b>\$ 35,129,228</b>

Measure R

	2018-19 Adopted Budget	2019-20 Proposed Budget
<b>SPECIAL PURPOSE FUND APPROPRIATIONS</b>		
<b>Automated Traffic Surveillance and Control (ATSAC) System Maintenance.</b> Funds are provided for ongoing maintenance requirements such as camera maintenance and replacement, replacement of items such as transceivers, receivers, servers, and fusion splicers, repair of trunk line breaks, software licensing, wireless and telephone drop connections, video wall maintenance, hub maintenance, replacement of hub buildings, and video central switcher maintenance.	\$ 3,000,000	\$ 3,000,000
<b>Bicycle Plan/Program - Other.</b> Five percent of the estimated local return revenue is provided for bicycle projects within the City.	2,295,000	2,430,000
<b>Great Streets.</b> Funds are provided for one-time support in contractual services for advanced planning and construction improvements on Great Street corridors.	1,000,000	1,000,000
<b>Median Island Maintenance.</b> Funds are provided for the maintenance of median islands citywide. In 2018-19, \$1.8 million was provided as a special purpose fund appropriation. For 2019-20, \$2.0 million is provided in the Bureau of Street Services' operating budget for this program.	1,800,000	----
<b>Paint and Sign Maintenance.</b> Funds are provided to support the purchase of paint and sign maintenance equipment and supplies for striping and pavement markings for City streets. Funds are also provided in the Proposition C Anti-Gridlock Transit Fund (\$100,000) and the Measure M Local Return Fund (\$1,170,588).	2,392,026	1,729,312
<b>Pavement Preservation Overtime.</b> Funds are provided for the Department of Transportation's Pavement Preservation overtime needs.	700,000	700,000
<b>Pedestrian Plan/Program.</b> Five percent of the estimated local return revenue is provided for pedestrian projects within the City.	2,295,000	2,430,000
<b>Technology and Communications.</b> Funds are provided for technology and communications requests for Measure R-related projects.	----	25,000
<b>Vision Zero Contracts, Speed Surveys, Outreach Campaign.</b> Funds were previously provided for speed zone surveys, education and outreach, and campaign messaging. Funds are provided for contractual services for the renewal or extension of speed zone surveys along the High Injury Network. For 2019-20, \$1.0 million in funding for education, outreach and campaign messaging is also provided in the Measure M Local Return Fund.	100,000	200,000
<b>Reimbursement of General Fund Costs.</b> Funds are provided to reimburse the General Fund for fringe benefits and partially reimburse for central services.	6,551,408	12,215,363
<b>Subtotal Special Purpose Fund Appropriations</b>	<b><u>\$ 20,133,434</u></b>	<b><u>\$ 23,729,675</u></b>
<b>TOTAL APPROPRIATIONS</b>	<b><u>\$ 52,134,663</u></b>	<b><u>\$ 58,858,903</u></b>

# PROPOSITION A LOCAL TRANSIT ASSISTANCE FUND

## BASIS FOR THE PROPOSED BUDGET

The 2019-20 Proposed Budget for the Proposition A Local Transit Assistance (Proposition A) Fund relates to current year funding as follows:

	Amount	% Change
2018-19 Adopted Budget	\$ 241,680,529	
2019-20 Proposed Budget	\$ 328,721,016	
Change from 2018-19 Budget	\$ 87,040,487	36.0%

Approved by the voters in November 1980, the Proposition A Fund revenue is allocated by the County based on population and provides for the use of the one-half cent sales tax revenues for the planning, administration, and operation of Citywide public transportation programs. Proposed appropriations comply with the Proposition A Local Return Program Guidelines adopted by the Metropolitan Transportation Authority (Metro), which administers this Program. The Metro-approved guidelines for Proposition A funds reflect a distribution of funding as follows: 40 percent for discretionary and incentive projects, 35 percent for rail transit, and 25 percent for local jurisdictions.

### BUDGET HIGHLIGHTS

- A comprehensive detail of all City transit services are available at: <http://www.ladottransit.com/>
- Funding for Transit Operations consolidates appropriations for Commuter Express, DASH, and Cityride transit in the amount of \$122.4 million, and includes partial funding for various proposed transit options. Funding consists of \$15.3 million for Commuter Express, \$99.0 million for DASH services, and \$8.1 million for Cityride.
- A Transit Services Analysis (TSA) Study was completed and approved by the Mayor and Council in October 2018. Details of the implementation of the TSA, including Phase One recommendations, are incorporated into the 2019-20 Proposed Budget where applicable. Ongoing funding for Phase One and other recommendations will require additional policy discussion and are subject to further approval by the Mayor and Council.
- Funding is provided to leverage grant funding to support the purchase of electric buses and upgrades and facility upgrades at the transit yards.
- The Proposed Budget includes the 2019-20 payment for the City Three Percent Measure R Match contribution for Metro projects in the City of Los Angeles. The 15-year funding agreement with Metro (C.F. 13-0337) approved on April 23, 2014, instructs the City to ensure that future City budgets include these payments.

Proposition A Local Transit Assistance Fund

<b>REVENUE</b>	<b>2018-19 Adopted Budget</b>	<b>2019-20 Proposed Budget</b>
Cash Balance, July 1	\$ 271,069,976	\$ 243,757,532
Less: Prior Year's Unexpended Appropriations	<u>176,949,213</u>	<u>159,656,813</u>
Balance Available, July 1	94,120,763	84,100,719
Revenue: Advertising	800,000	890,900
Farebox Revenue	11,313,656	13,083,318
Lease and Rental Fees	3,000	3,000
MTA Bus Passes	1,400,000	1,551,500
MTA Bus Operations	4,729,406	5,067,000
Receipts	74,969,371	78,227,179
Reimbursements from Other Funds	51,081,850	142,700,000
Other Receipts	395,000	----
Interest	2,867,483	3,097,400
Total Receipts	<u>\$ 147,559,766</u>	<u>\$ 244,620,297</u>
<b>Total Revenue</b>	<b><u>\$ 241,680,529</u></b>	<b><u>\$ 328,721,016</u></b>

Proposition A Local Transit Assistance Fund

	<b>2018-19 Adopted Budget</b>	<b>2019-20 Proposed Budget</b>
<b>DEPARTMENTAL APPROPRIATIONS</b>		
<b>Aging.</b> Funds are provided for staff to administer the Multi-Purpose Centers Shuttle Program.	\$ 412,489	\$ 416,722
<b>Controller.</b> Funds are provided for administration.	110,279	117,675
<b>Council.</b> Funds are provided for administration.	89,000	89,000
<b>Personnel.</b> Funds are provided for staffing to enhance human resources support for eligible programs and initiatives coordinated by the Department of Transportation.	--	66,643
<b>Contract Administration.</b> Funds are provided for construction inspection services.	339,941	115,585
<b>Engineering.</b> Funds are provided for engineering and design services for the Downtown LA Streetcar Project.	168,630	----
<b>Street Services.</b> Funds are provided for the installation of bus pads and for the installation and improvement of bus stop landings and curb ramps by City staff.	2,228,534	2,284,256
<b>Transportation (DOT).</b> Funds are provided for administration of City mass transit services and other Proposition A related activities.	5,414,735	5,871,621
<b>Subtotal Departmental Appropriations</b>	<b><u>\$ 8,763,608</u></b>	<b><u>\$ 8,961,502</u></b>
<b>CITY TRANSIT SERVICES</b>		
<b>Facility Lease.</b> Funds are provided for a Caltrans lease for a joint layover facility.	\$ --	\$ 600,000
<b>Marketing City Transit Program.</b> Funds are provided for customer service and marketing of City transit services.	2,000,000	2,600,000
<b>Reimbursement for MTA Bus Pass Sales.</b> Funds are provided in order to reimburse Metro. The Transit Store sells Metro bus passes, and the proceeds are deposited into City accounts.	1,400,000	1,400,000
<b>Transit Operations.</b> Funds are provided for DASH, Commuter Express, and Cityride transit operations, including fuel reimbursements.	95,200,000	122,355,000
<b>Transit Sign Production and Installation.</b> Funds are provided to replace signage at DASH and Commuter Express bus stops.	250,000	300,000



Proposition A Local Transit Assistance Fund

	<b>2018-19 Adopted Budget</b>	<b>2019-20 Proposed Budget</b>
<b>Transit Store.</b> Funds are provided for the operation of the Transit Store which is a central information outlet for transit services. The store provides information, sells tickets, Metro fare media and passes, and handles customer service complaints.	\$ 800,000	\$ 800,000
<b>Universal Fare System.</b> Funds are provided to purchase the necessary equipment to remove Transit Access Pass (TAP) from old buses and reinstall TAP on replacement buses for DASH and Commuter Express.	500,000	500,000
<b>Subtotal City Transit Service</b>	<b><u>\$ 100,150,000</u></b>	<b><u>\$ 128,555,000</u></b>

**SPECIALIZED TRANSIT**

<b>Bikeshare Operations and Maintenance.</b> Funds are provided to support the operations and maintenance cost for the Bikeshare Pilot Program established as part of a Regional Program implemented with Metro.	\$ 3,000,000	\$ 3,000,000
<b>Cityride Scrip.</b> Funds are provided to reimburse taxi and private van companies providing services to senior citizens and individuals with disabilities.	1,500,000	1,500,000
<b>Paratransit Program Coordination Services.</b> Funds are provided for Cityride program services, including registration, distribution of transit scrip, collection of revenue, and automation.	1,200,000	1,250,000
<b>Senior Cityride Program.</b> Funds are provided for the operation of door-to-door transit service for seniors and disabled individuals. This Program is based at the Department of Aging's Senior Multipurpose Centers.	3,708,000	3,708,000
<b>Senior Youth/Transportation Charter Bus Program.</b> Funds are provided for contracted charter bus trips scheduled by the Mayor's Office and Council Offices for recreational and educational purposes.	850,000	850,000
<b>Subtotal Specialized Transit</b>	<b><u>\$ 10,258,000</u></b>	<b><u>\$ 10,308,000</u></b>

**TRANSIT CAPITAL**

<b>Bus Facility Purchase Program.</b> Funds are provided to support the purchase of four existing maintenance facilities which are currently being leased from City contractors.	\$ 15,000,000	\$ 7,000,000
<b>Electric Bus Upgrades Seed Funding.</b> Funds are provided to augment grant funding and incentive funds to support additional purchases or upgrades.	1,000,000	--
<b>Facility Upgrades for Electrification.</b> Funds are provided to support additional facility upgrades at the Bus Facility Transit Yards.	6,000,000	14,000,000

Proposition A Local Transit Assistance Fund

	<b>2018-19 Adopted Budget</b>	<b>2018-19 Adopted Budget</b>
<b>Inspection Travel Fleet Representative Procurement.</b> Funds are provided for travel expenses to inspect new fleet vehicles.	\$ 15,000	\$ 15,000
<b>Smart Technology for DASH and Commuter Express Buses.</b> Funds are provided for upgrading bus technologies from a 3G network on all DASH and Commuter Express buses to the 4G network.	135,000	135,000
<b>Third Party Inspections for Transit Capital.</b> Funds are provided for an objective third-party inspection of vehicles at the end of a contract term upon turnover between contractors.	200,000	250,000
<b>Vision Zero Bus Stop Security Lighting.</b> Funds are provided for lighting improvements at bus stops on or near the High Injury Network to improve public safety.	495,000	495,000
<b>Subtotal Transit Capital</b>	<b><u>\$ 22,845,000</u></b>	<b><u>\$ 21,895,000</u></b>
 <b>TRANSIT FACILITIES</b>		
<b>Transit Facility Security and Maintenance.</b> Funds are provided for various maintenance and minor capital improvement projects at City-owned and maintained transit facilities. Funds are also provided for security at DOT transit stations and five Metrolink stations.	\$ 1,600,000	\$ 2,000,000
<b>Subtotal Transit Facilities</b>	<b><u>\$ 1,600,000</u></b>	<b><u>\$ 2,000,000</u></b>
 <b>SUPPORT PROGRAMS</b>		
<b>Downtown LA Streetcar Operations and Maintenance.</b> Funds are provided for long-term operations and maintenance for the proposed Downtown LA Streetcar Project.	\$ 6,000,000	\$ 6,000,000
<b>Eco Rapid Transit Joint Powers Agreement (JPA).</b> Funds are provided for the JPA annual membership with Eco Rapid Transit for the West Santa Ana Transit Corridor Project.	50,000	50,000
<b>Matching Funds – Measure R Projects/LRTP/30-10.</b> Three percent in matching funds is provided as part of the match contribution for regional Measure R subway and rail construction projects which are constructed within City limits.	17,997,000	13,984,000
<b>Memberships and Subscriptions.</b>	65,000	65,000
<b>Office Supplies.</b>	15,000	15,000
<b>Quality Assurance Program.</b>	30,000	----

Proposition A Local Transit Assistance Fund

	<b>2018-19 Adopted Budget</b>	<b>2019-20 Proposed Budget</b>
<b>Reserve for Future Transit Service.</b> Funds are provided for future service needs which may be used to offset potential shortfalls as expenditures increase.	\$ 61,838,923	\$ 123,331,261
<b>Ride and Field Checks.</b> Funds are provided for an objective third party to perform Ride and Field checks for transit vehicles, which will standardize reporting and remove potential conflicts of interest.	1,000,000	1,500,000
<b>Technology and Communications Equipment.</b> Funds are provided for a computer and server replacement program.	130,000	130,000
<b>Transit Bureau Data Management System.</b> Funds are provided for the ongoing annual service maintenance agreement and enhanced customized reporting for the web-based data management system that collects, consolidates, and stores data from multiple systems and contractors and provides centralized access for management of its transit operations.	150,000	150,000
<b>Transit Bus Communications.</b> Funds are provided to install cellular service, wireless service, and bus arrival information on buses.	----	700,000
<b>Transit Bus Security Services.</b> Funds are provided for the Police Department to provide transit security on DASH buses.	1,308,803	1,332,259
<b>Transit Operations Consultant.</b> Funds are provided for internal review of current fleet yards, bus stop amenities, driver safety, and the development of an electrification plan for the transit fleet.	200,000	250,000
<b>Transit Services Study.</b> Funds are provided for a DASH expansion study for Sylmar Metrolink to California State University Northridge.	200,000	----
<b>Transportation Grant Fund Matching Funds.</b> Funds are provided for eligible Transportation Grant Fund projects that will be determined during 2018-19.	500,000	500,000
<b>Travel and Training.</b> Funds are provided for various transit-related conferences and training programs.	50,000	50,000
<b>Vehicles for Hire Technology Upgrades.</b> Funds are provided for third party cloud based hosting and maintenance support for the Taxicab, Ambulance, and Vehicles for Hire Information System (TAVIS). This system will streamline the permitting process for taxicab and non-taxicab drivers, including City Transit Bus Drivers.	30,000	30,000
<b>Reimbursement for General Fund Costs.</b> Funds are provided to reimburse the General Fund for fringe, central services, and department administration and support.	8,499,195	8,913,994
<b>Subtotal Support Programs</b>	<b><u>\$ 98,063,921</u></b>	<b><u>\$ 157,001,514</u></b>
<b>TOTAL APPROPRIATIONS</b>	<b><u>\$ 241,680,529</u></b>	<b><u>\$ 328,721,016</u></b>

# PROPOSITION C ANTI-GRIDLOCK TRANSIT IMPROVEMENT FUND

## BASIS FOR THE PROPOSED BUDGET

The 2019-20 Proposed Budget for the Proposition C Anti-Gridlock Transit Improvement (Proposition C) Fund relates to current year funding as follows:

	Amount	% Change
2018-19 Adopted Budget	\$ 99,172,876	
2019-20 Proposed Budget	\$ 96,234,104	
Change from 2018-19 Budget	\$ (2,938,772)	(3.0%)

The Proposition C Fund receives revenue from the one-half cent sales tax increase approved by County of Los Angeles voters in 1990. The funds are allocated Countywide on a per-capita basis and may be used for public transit, paratransit, and the repair and maintenance of streets used by public transit. The Los Angeles County Metropolitan Transportation Authority (Metro) approved guidelines for Proposition C funds reflect a distribution of funding as follows:

Discretionary	40%
Transit-Related Highway Improvements	25%
Local Return (Allocation to Jurisdictions)	20%
Commuter Rail	10%
Security	5%

### BUDGET HIGHLIGHTS

- **Signal Synchronization:** Funding is provided to City departments, including the Department of Transportation (DOT) and the Department of Public Works, to maintain efficiencies of the City’s roadway system through the use of the Automated Traffic Surveillance and Control (ATSAC) and Adaptive Traffic Control System (ATCS) traffic signal synchronization systems. The ATSAC system is a computer-based traffic signal control system that monitors traffic conditions and system performance, selects appropriate signal timing strategies, and performs equipment diagnostics and alert functions. ATCS upgrades signal timing features to existing ATSAC locations.
- **Metro Annual Work Program:** Funding is provided to City departments for salaries and expense costs associated with the Metro Annual Work Program. All expenses are reimbursed by Metro. The Metro Annual Work Program includes transportation projects which are part of the America Fast Forward Initiative (also known as the Measure R 30/10 Initiative) and the Measure M 28 by 28 Program. Funding is also provided to various City departments to support the Metro Purple Line Expansion, which will expand westward and is under construction.
- **Transportation Grant Fund (TGF) Work Program:** Funding is provided to City departments for salaries and expense costs associated with transportation grant funded projects.

Proposition C Transit Improvement Fund

<b>REVENUE</b>	<b>2018-19 Adopted Budget</b>	<b>2019-20 Proposed Budget</b>
Cash Balance Available, July 1	\$ 40,163,562	\$ 28,880,911
Less: Prior Year's Unexpended Appropriations	<u>18,497,361</u>	<u>15,909,607</u>
Balance Available, July 1	\$ 21,666,201	\$ 12,971,304
Metro Annual Work Program Salary Reimbursement	9,844,100	8,742,000
Total Proportionate Share of Revenue Funds	62,427,575	68,900,000
Reimbursement from Other Funds	450,000	395,000
Interest Transfer from Transportation Grant Fund	590,000	651,800
Transportation Grant Salary Reimbursement	3,660,000	3,660,000
Reimbursement from Other Agencies	----	450,000
Other Receipts	270,000	----
Interest	265,000	464,000
Total Receipts	<u>\$ 77,506,675</u>	<u>\$ 83,262,800</u>
<b>Total Revenue</b>	<b><u>\$ 99,172,876</u></b>	<b><u>\$ 96,234,104</u></b>

Proposition C Transit Improvement Fund

	<b>2018-19 Adopted Budget</b>	<b>2019-20 Proposed Budget</b>
<b>DEPARTMENTAL APPROPRIATIONS</b>		
<b>City Administrative Officer.</b> Funds are provided for administration.	\$ 77,063	\$ 76,238
<b>City Attorney.</b> Funds are provided for legal services.	201,113	208,024
<b>General Services.</b> Funds are provided for materials testing for street resurfacing projects funded through Proposition C.	672,396	715,763
<b>Mayor.</b> Funds are provided for a Metro liaison position.	157,000	157,000
<b>Personnel.</b> Funds are provided for staffing to enhance human resources support for eligible programs and initiatives coordinated by the Department of Transportation.	----	245,025
<b>Public Works</b>		
<b>Board.</b> Funds are provided for continued support of the Metro Annual Work Program.	129,959	139,456
<b>Contract Administration.</b> Funds are provided for contract compliance and construction inspection for the Transportation Grant Fund Annual Work Program and the Metro Annual Work Program.	3,798,020	3,645,184
<b>Engineering.</b> Funds are provided for the ATSAC and ATCS programs (signal timing engineering), the Transportation Grant Fund Annual Work Program and the Metro Annual Work Program.	7,042,055	8,067,049
<b>Street Lighting.</b> Funds are provided for design of transit related projects such as transit shelter security lighting and streetscape projects. Funds will support plan check reviews for traffic signal projects, the Transportation Grant Fund Annual Work Program, and the Metro Annual Work Program.	2,205,335	3,200,471
<b>Street Services.</b> Funds are provided for street improvements and transit enhancement projects relative to the Transportation Grant Fund Annual Work Program, Metro Call for Projects, Metro Annual Work Program and Safe Routes to School Program.	8,506,892	9,385,942
<b>Transportation.</b> Funds are provided for salaries and expenses in the Transportation Grant Fund Annual Work Program, the Metro Annual Work Program, ATSAC and ATCS signal maintenance, and various other programs.	37,721,758	40,418,918
<b>General City Purposes.</b> Funds are provided to support a portion of the City's Southern California Association of Governments (SCAG) annual membership.	30,000	30,000
<b>Subtotal Departmental Appropriations</b>	<b>\$ 60,541,591</b>	<b>\$ 66,289,070</b>

Proposition C Transit Improvement Fund

	<b>2018-19 Adopted Budget</b>	<b>2019-20 Proposed Budget</b>
<b>TRANSPORTATION DEMAND MANAGEMENT SYSTEM</b>		
<b>Bicycle Path Maintenance.</b> Funds are provided for Citywide bike path maintenance.	\$ 613,000	\$ 613,000
<b>Bicycle Plan/Program - Other.</b> Funds are provided for the promotion of bicycle programs as an alternate mode of transportation.	150,000	150,000
<b>Los Angeles Neighborhood Initiative (LANI).</b> Funds are provided to assist with the revitalization of transit-oriented neighborhoods through public and private partnerships.	550,000	550,000
<b>School, Bike, and Transit Education.</b> Funds are provided for a public education and an outreach program that focuses on alternative modes of transportation and air quality issues. This allocation provides \$150,000 for the Bicycle Safety and Education Program and \$150,000 for the Commuter Safety Program.	300,000	300,000
<b>Subtotal Transportation Demand Management System</b>	<b><u>\$ 1,613,000</u></b>	<b><u>\$ 1,613,000</u></b>
<b>TRANSIT INFRASTRUCTURE AND CAPITAL</b>		
<b>Consultant Services.</b> Funds are provided for as-needed expert financial consultant assistance, including potential environmental, archaeological, and historical impact studies, as required by federal mandates.	50,000	50,000
<b>LED Replacement Modules.</b> Funds are provided to replace LED modules installed in traffic control lights and pedestrian crosswalks.	2,500,000	2,000,000
<b>Paint and Sign Maintenance.</b> Funds are provided to support the purchase of paint and sign maintenance equipment and supplies for striping and pavement markings for City streets. For 2019-20, additional funds are provided in the Measure R Local Return Fund (\$1,729,312) and the Measure M Local Return Fund (\$1,170,588).	107,974	100,000
<b>Traffic Signal Supplies.</b> Funds are provided to support the purchase of traffic signal supplies.	2,675,341	2,000,000
<b>Subtotal Transit Infrastructure and Capital</b>	<b><u>\$ 5,333,315</u></b>	<b><u>\$ 4,150,000</u></b>
<b>SUPPORT PROGRAMS</b>		
<b>Contractual Services – Support.</b> Funds are provided for contractual services for administrative support.	25,000	25,000
<b>Engineering Special Services.</b> Funds are provided to support the Citywide annual Geographic Information System (GIS) software and maintenance Enterprise License Agreement (ELA), which provides software and cloud-based services to perform real-time geographic analysis.	60,000	60,500

Proposition C Transit Improvement Fund

	<b>2018-19 Adopted Budget</b>	<b>2019-20 Proposed Budget</b>
<b>Office Supplies.</b>	\$ 25,000	\$ 25,000
<b>Technology and Communications Equipment.</b> Funds are provided for replacement computers, equipment, and routine communications service requests for staff.	110,000	100,000
<b>Travel and Training.</b>	40,000	40,000
<b>Reimbursement of General Fund Costs.</b> Funds are provided to reimburse the General Fund for fringe benefits and partially reimburse for central services and department administration and support.	31,424,970	23,931,534
<b>Subtotal Support Programs</b>	<b><u>\$ 31,684,970</u></b>	<b><u>\$ 24,182,034</u></b>
<b>TOTAL APPROPRIATIONS</b>	<b><u>\$ 99,172,876</u></b>	<b><u>\$ 96,234,104</u></b>



**THIS PAGE INTENTIONALLY LEFT BLANK**

# SEWER CONSTRUCTION AND MAINTENANCE FUND

## BASIS FOR THE PROPOSED BUDGET

The 2019-20 Proposed Budget for the Sewer Construction and Maintenance Fund (SCM) relates to current year funding as follows:

	Amount	% Change
2018-19 Adopted Budget	\$ 1,092,498,889	
2019-20 Proposed Budget	\$ 1,177,611,644	
Change from 2018-19 Budget	\$ 85,112,745	7.8%

The Sewer Construction and Maintenance Fund funds the Clean Water Program (CWP), which serves over four million people in the City of Los Angeles and 29 contract cities, encompassing a service area of approximately 600 square miles. The span of services incorporated in CWP operations include sewage conveyance and treatment, water reclamation, industrial sewage management, environmental monitoring, and a capital program to meet the current and future infrastructure needs of the system. The wastewater collection and treatment system is operated and maintained by the Bureau of Sanitation and includes 6,700 miles of sewers, 49 pumping plants, three water reclamation plants, and one treatment plant.

All properties in the City of Los Angeles that use the City's sewer system pay a Sewer Service Charge (SSC), which determines sewage volume by multiplying water usage by the SSC rate. Revenue is deposited into the SCM and is used to support ongoing maintenance and capital improvements for the sewer system. In addition to SSC revenues, the SCM was converted into an enterprise fund in order to support revenue bonds. A number of separate funds were created to properly account for revenues and expenditures and interest earnings on bond proceeds.

The Proposed Budget for SCM includes the Clean Water Capital Improvement Expenditure Program (\$371,120,000) and the related capital labor and expense costs (\$116,517,572). Also included are the costs of operating and maintaining the Clean Water System (\$397,342,193), payment of debt service on Wastewater System Revenue Bonds (\$241,130,193), a 45-day operating reserve (\$47,255,186), and various other expenses (\$4,246,500).

The current CWP is focused on the Collection System Settlement Agreement (CSSA), which expired in 2014. The CSSA established a 10-year program of sewer inspection, maintenance, and rehabilitation, with the goal of reducing sewer system overflows. The Bureau of Sanitation plans to continue to meet and exceed the terms of the CSSA in order to avoid future liability and protect public health.

### BUDGET HIGHLIGHTS

- SSC receipts will increase by 6.2 percent over the 2018-19 estimated revenues, reflecting a 6.2 percent rate adjustment on July 1, 2019 (C.F. 10-1947).
- The General Fund will make its final of four \$8.58 million annual payments to the SCM for the over-payment of related costs to the Bureaus of Sanitation, Contract Administration, and Engineering since 2011. The first annual reimbursement started in 2016-17 and the last payment will be in 2019-20 when the SCM is fully reimbursed.
- The Terminal Island Treatment Plant Advanced Water Purification Facility, completed in January 2017, doubles its water production from 5 to 12 million gallons per day. The projected revenue from recycled water sales to the Department of Water and Power is \$10.8 million as a result of an anticipated increase in sales price and volume.

Sewer Construction and Maintenance Fund

	<b>2018-19 Adopted Budget</b>	<b>2019-20 Proposed Budget</b>
Balance Available, July 1	\$ 150,215,571	\$ 50,311,650
Receipts:		
Sewer Service Charge	626,791,000	665,533,000
Industrial Waste Surcharge	20,685,000	18,600,000
Sewerage Facilities Charge	15,500,000	13,950,000
Sewage Disposal Contracts		
Operations and Maintenance	37,644,204	39,000,000
Capital	25,864,543	42,000,000
Miscellaneous Fees	3,329,000	5,321,260
Build America Bonds and Recovery Zone Economic Development Bond (BABs and RZEDB) Refunds	5,502,571	5,502,571
Interest	5,855,000	9,759,000
Repayment of Loans	223,000	223,000
Revenue from Recycled Water Sales	9,668,400	10,810,800
Revenue from Green Acres Farm	2,800,000	1,680,000
Credit from General Fund for Related Costs	8,575,000	8,575,000
Reimbursement from Other Departments	6,001,000	4,001,000
Additional Revenue Debt	173,844,600	302,344,363
Total Receipts	<u>\$ 942,283,318</u>	<u>\$ 1,127,299,944</u>
Total Available Balance	<u><b>\$ 1,092,498,889</b></u>	<u><b>\$ 1,177,611,644</b></u>

Available cash balance at July 1 reflects funds that are projected to be unobligated from prior years which are available for appropriation in the budget and excludes restricted funds that are not available to fund appropriations such as the Debt Service Reserve Fund, Emergency Fund, 2019-20 operating reserve, 50 percent cash reserve for the 2019-20 Capital Improvement Expenditure Program (CIEP), and various bond rebate funds.

	<b>2018-19 Adopted Budget</b>	<b>2019-20 Proposed Budget</b>
<b>DEPARTMENTAL APPROPRIATIONS</b>		
SCM funds are allocated to cover the cost of wastewater-related activities in various City departments, offices, and bureaus, including related costs. Variances reflect the net impact of cost-of-living salary adjustments, changes in overhead rates, and position reductions.		
<b>City Administrative Officer</b> – Budget, financial, and administrative services.	\$ 680,914	\$ 703,785
<b>City Attorney</b> – Legal and litigation services	632,094	688,983
<b>City Clerk</b> – Claims analysis and processing.	31,008	34,298
<b>Controller</b> – General support for billings, payments, and payroll.	287,274	300,240
<b>Emergency Management</b> – Emergency management coordination.	53,704	55,311
<b>Finance</b> – Special billing, collection of fees, and debt issuance services.	423,433	445,359
<b>General Services</b> – Fleet services, fuel, materials testing, warehouse services, mail, and messenger services.	8,301,086	8,718,908
<b>Information Technology</b> – 3-1-1 Call Center Services.	144,016	595,769
<b>Mayor</b> – Environmental sustainability coordination.	30,045	30,045
<b>Personnel</b> – Personnel selection and occupational safety services.	2,165,268	2,360,690
<b>Police</b> – Public safety personnel in Clean Water facilities.	1,768,433	1,795,921
<b>Public Works</b>		
<b>Board of Public Works</b> – General oversight of the Department of Public Works, accounting support, and personnel services.	3,022,142	3,394,624
<b>Contract Administration</b> – Construction inspection services.	8,822,177	9,607,891
<b>Engineering</b> – Design and construction management services.	41,771,563	44,658,246
<b>Sanitation</b> – Planning, operation, and coordination services.	128,240,962	139,332,406
<b>Street Lighting</b> – Design review for secondary sewer replacement projects.	198,725	214,752
<b>Transportation</b> – Traffic control, review of plans, and related duties connected with major sewer construction.	107,987	115,645
<b>General City Purposes</b> – Clean and Green program operational costs, Southern California Association of Governments membership, and Discovery Cube educational services.	130,000	580,000
<b>Reimbursement of General Fund Costs</b> – Includes fringe benefits, central services, and/or department administration and support costs.	107,585,349	105,183,252
<b>Subtotal Department Appropriations</b>	<b>\$ 304,396,180</b>	<b>\$ 318,816,125</b>

	<b>2018-19 Adopted Budget</b>	<b>2019-20 Proposed Budget</b>
<b>EXPENSE AND EQUIPMENT ITEMS</b>		
<p>In accordance with enterprise fund operations, expense and equipment items are budgeted for expenditure directly from the SCM for the following departments. Variances are due to reductions to contracts and one-time equipment purchases.</p>		
<b>Bureau of Contract Administration</b> – Equipment and expense.	\$ 62,000	\$ 63,700
<b>Bureau of Engineering</b> – Contracts, equipment, and expense.	1,327,000	1,362,800
<b>Bureau of Sanitation</b> – Contractual services, field equipment expenses, operating supplies, administrative supplies, furniture, equipment, and security improvements. This amount also includes accounting charges for discontinued capital projects.	120,959,137	132,073,554
<b>General Services</b> – Office leases, laboratory expenses, replacement vehicles, and miscellaneous expenses.	14,592,000	14,983,400
<b>Utilities</b> – Gas, water, electricity, and telephone expenses at plants and field locations.	23,889,956	25,584,956
<b>Capital Finance Administration</b> – Debt service contribution for the Public Works Building.	2,523,494	2,524,358
<b>Department of Water and Power (DWP) Billing/Collection Fee</b> – Funds are provided for the costs of billing and collection of the Sewer Service Charge.	2,980,800	2,980,800
<b>Liability Claims</b> – Funds are provided for damage claims made by residents against the City for repair costs resulting from the City's sewer system. Funds for liability claims greater than \$50,000 were previously included in the Sanitation Expense and Equipment item.	3,750,000	5,370,072
<b>Sewer Connection Financial Assistance Program</b> – Funding is provided to assist property owners with the repair or replacement of sewer laterals and to assist owners to properly abandon their on-site wastewater treatment system and connect to the City's sewer system where feasible.	3,000,000	6,600,000
<b>Sewer Service Charge Refunds</b> – Funds are provided for refunds issued to residents in the event of Sewer Service Charge overbilling.	500,000	500,000
<b>Subtotal Expense and Equipment</b>	<b><u>\$ 173,584,387</u></b>	<b><u>\$ 192,043,640</u></b>

Sewer Construction and Maintenance Fund

	<b>2018-19 Adopted Budget</b>	<b>2019-20 Proposed Budget</b>
<b>CAPITAL IMPROVEMENT EXPENDITURE PROGRAM (CIEP)</b>		
<b>Clean Water CIEP</b> – Funds are provided for various sewer capital and infrastructure projects.	\$ 29,976,000	\$ 371,120,000
<b>Subtotal Capital Improvement Expenditure Program</b>	<b><u>\$ 329,976,000</u></b>	<b><u>\$ 371,120,000</u></b>
<b>BOND REQUIREMENTS</b>		
45-day Operation and Maintenance Reserve	\$ 45,741,266	\$ 47,255,186
Debt Service	231,561,056	241,130,193
Insurance Reserve	3,000,000	3,000,000
Bond Issuance Costs	4,000,000	4,000,000
Insurance and Bond Premium	240,000	246,500
<b>Subtotal Bond Requirements</b>	<b><u>\$ 284,542,322</u></b>	<b><u>\$ 295,631,879</u></b>
<b>Total Sewer Construction and Maintenance Fund</b>	<b><u>\$ 1,092,498,889</u></b>	<b><u>\$ 1,177,611,644</u></b>

**THIS PAGE INTENTIONALLY LEFT BLANK**

# SIDEWALK REPAIR PROGRAM

## BASIS FOR THE PROPOSED BUDGET

The 2019-20 Proposed Budget for the Sidewalk Repair Program relates to current year funding as follows:

	General Fund	Special Funds*	Other Funds**	Total
2018-19 Adopted Budget	\$ 18,815,422	\$ 9,516,583	\$ 2,800,000	\$ 31,132,005
2019-20 Proposed Budget	\$ 15,446,852	\$ 11,495,554	\$ 5,080,000	\$ 32,022,406
Change from 2018-19 Budget	\$ (3,368,570)	\$ 1,978,971	\$ 2,280,000	\$ 890,401
Percent Change	(17.9%)	20.8%	81.4%	2.9%

\* Special Funds include funds (direct costs and fringe benefits) budgeted in the Measure R Local Return Fund for the installation of sidewalk access ramps and in the SB1 Road Maintenance and Rehabilitation Program Fund for sidewalk repair consulting and contractual services.

\*\* Other Funds consist of projects funded by the proprietary departments (Harbor Department, Department of Water and Power, and Department of Airports) for repairs to sidewalks and pedestrian facilities adjacent to their property locations. These amounts are reported by each proprietary department and budgeted separately from the City budget. The amounts anticipated to be spent by these departments are provided for informational purposes only.

The Mayor and Council approved a Settlement Agreement relative to the class action lawsuit, *Willits v. the City of Los Angeles* in 2014-15. Court approval of the Settlement Agreement was finalized in Spring 2017. 2019-20 will be the third year of the compliance period established by the Settlement.

Since the Mayor and Council's approval of the Willits Settlement Agreement, the City has made significant efforts to address sidewalk repairs. In 2015-16, sidewalk repair focused on sidewalks adjacent to City facilities. In March 2016, the Mayor and City Council approved a new framework for the Sidewalk Repair Program that included the repair of sidewalks adjacent to private property. In 2016-17, sidewalk repair focused on access requests, sidewalks adjacent to City facilities, and curb ramps. In December 2016, the Mayor and City Council approved a Citywide Sidewalk Repair Incentive and Cost-Sharing Rebate Program.

The 2019-20 proposed budget for this program satisfies the terms of the Settlement Agreement, which include the following:

- Annual commitment by the City of \$31 million per year (adjusted every five years to maintain the present value) for 30 years to be used for program access improvements and barrier removal, excluding new construction and alterations.
- Improvements needed to address pedestrian facilities will be prioritized as follows:
  1. City of Los Angeles government offices and facilities;
  2. Transportation corridors;
  3. Hospitals, medical facilities, assisted living facilities, and other similar facilities;
  4. Places of public accommodation such as commercial and business zones;
  5. Facilities containing employers; and,
  6. Other areas, such as residential neighborhoods and undeveloped areas.
- Funds provided to the Bureau of Street Services meet the City's requirement to spend at least \$6.2 million on the Access Request Program and \$5.0 million on curb ramp installation pursuant to the Willits Settlement Agreement. This is inclusive of direct costs and fringe benefits.
- Funds provided for the Plaintiffs to conduct semi-annual inspections of the City's drawings and/or designs (\$250,000 per year), consistent with the Settlement Agreement.



Sidewalk Repair Program

The City's sidewalk repair expenditures totaled approximately \$70 million over the three-year period of 2015-16, 2016-17, and 2017-18. This included repairs equivalent to 40 miles of sidewalk at least five feet wide, the installation of 881 access ramps, and repairs to sidewalks adjacent to 188 City facilities including parks, recreation centers, and fire stations. From July to December 2018, the City expended approximately \$15.9 million on repairs equivalent to 9.5 miles of sidewalk, including the installation of 251 curb ramps, and repairs to sidewalks adjacent to 20 City facilities. The City is currently on track to spend the annual \$31 million commitment in 2018-19. The 2018-19 Adopted Budget included an additional \$10 million in the SB1 Road Maintenance and Rehabilitation Program Fund for accelerated repairs of Sidewalk Repair Program Access Requests. The 2019-20 Proposed Budget also includes \$10 million in the SB1 Road Maintenance and Rehabilitation Program Fund for the same purpose.

Resources are allocated as follows:

DEPARTMENT APPROPRIATIONS	2018-19 Adopted Budget	2019-20 Proposed Budget
Funds are provided to various City Departments, offices, and bureaus to support the direct cost of sidewalk repair activities.		
<b>City Attorney</b> – Funds are provided for additional California Environmental Quality Act (CEQA) legal advice and support for the Sidewalk Repair Program and the pending Environmental Impact Report.	\$ 70,571	\$ 70,697
<b>Disability</b> – Funds are provided for a Sidewalk Repair Program liaison to assist the Department of Public Works in the prioritization of projects and creation of a tracking system of accessibility requirements for the City's Sidewalk Repair Program.	50,710	53,026
<b>General Services</b> – Funds are provided for materials testing support services for the sidewalk repair work performed by the Bureau of Street Services.	68,684	72,350
<b>Information Technology Agency</b> – Funds are provided to partially fund the implementation of a payroll system used by positions associated with the Sidewalk Repair Program.	--	22,609
<b>Public Works</b>		
<b>Board Office</b> – Funds are provided for direct accounting support for the Sidewalk Repair Fund.	245,598	258,760
<b>Contract Administration</b> – Funds are provided for construction inspection and contract compliance for sidewalk repairs.	1,458,358	573,738
<b>Engineering</b> – Funds are provided for program management and oversight of all components of the Sidewalk Repair Program, including standards, construction, technology development, and reporting.	1,649,792	1,726,775
<b>Street Services</b> – Funds are provided for the repair and construction of sidewalk access ramps, four crews to repair sidewalk locations requested by the disability community as part of the Access Request Program, one crew to repair sidewalks identified as high liability locations, tree pre- and post-inspection for sidewalk repair locations, and associated administrative support functions. Funding is provided by the Sidewalk Repair Fund (\$8,713,382). In addition, funding for access ramps is provided by the Measure R Local Return Fund (\$3,415,610).	11,771,571	12,128,992
<b>Transportation</b> – Funds are provided for dedicated field support to repair, relocate, or construct traffic signal equipment and cabling as part of repairing the sidewalk.	80,041	168,782
<b>Subtotal Department Appropriations</b>	<b>\$ 15,395,325</b>	<b>\$ 15,075,729</b>

Sidewalk Repair Program

<b>SPECIAL PURPOSE FUND APPROPRIATIONS</b>	<b>2018-19 Adopted Budget</b>	<b>2019-20 Proposed Budget</b>
<b>Environmental Impact Report</b> – Funds are provided for the Bureau of Engineering to prepare a project-level Environmental Impact Report (EIR) for implementation of the Sidewalk Repair Program. The EIR was initiated in 2016-17 and completion is projected in 2019-20.	\$ 100,000	\$ 200,000
<b>Monitoring and Fees</b> – Funds are provided to reimburse the Willits plaintiffs for costs incurred in the course of conducting monitoring and semi-annual inspections of the City’s drawings and/or designs.	250,000	250,000
<b>Sidewalk Engineering Consulting Services</b> – Funds are provided for the Bureau of Engineering to pay for as-needed engineering consulting services. Funding is provided by the SB1 Road Maintenance and Rehabilitation Fund for 2019-20.	2,227,121	2,700,000
<b>Sidewalk Repair Contractual Services</b> – Funds are provided to continue sidewalk repair activities and improvements as needed, in accordance with the Willits Settlement Agreement. Funding is provided by the SB1 Road Maintenance and Rehabilitation Fund for 2019-20.	3,819,234	3,800,000
<b>Sidewalk Repair Incentive Program</b> – Funds are provided for a Sidewalk Repair Incentive Program. Private property owners will be eligible to apply for rebates for sidewalk repair work. Consistent with current City policy, rebate amounts will be capped at \$10,000 per lot in residential, commercial, and industrial areas (C.F. 14-0163-S3)	1,000,000	1,000,000
<b>Street Tree Planting and Maintenance</b> – Funds are provided for the replacement and establishment of street trees removed by sidewalk repair activities.	300,000	400,000
<b>Reimbursement of General Fund Costs</b> – Funds are provided for incremental benefits (healthcare and pension payments for City employees) from the Sidewalk Repair Fund (\$2,596,397) and the Measure R Local Return Fund (\$920,280).	5,240,325	3,516,677
<b>Subtotal Special Purpose Fund Appropriations</b>	<b><u>\$ 12,936,680</u></b>	<b><u>\$ 11,866,677</u></b>

Sidewalk Repair Program

**OTHER FUNDS**

The City's proprietary departments include the Department of Water and Power, Los Angeles World Airports, and the Harbor. Other Funds consists of estimated sidewalk repair work planned by these departments for sidewalks adjacent to their facilities.

	<b>2018-19 Adopted Budget</b>	<b>2019-20 Proposed Budget</b>
<b>Department of Water and Power</b>	\$ 2,500,000	\$ 4,600,000
<b>Los Angeles World Airports</b>	--	30,000
<b>Harbor</b>	300,000	450,000
<b>Subtotal Other Funds</b>	<u>\$ 2,800,000</u>	<u>\$ 5,080,000</u>
<b>TOTAL APPROPRIATIONS</b>	<u>\$ 31,132,005</u>	<u>\$ 32,022,406</u>

# SOLID WASTE RESOURCES REVENUE FUND

## BASIS FOR THE PROPOSED BUDGET

The 2019-20 Proposed Budget for the Solid Waste Resources Revenue Fund (SWRRF) relates to current year funding as follows:

	Amount	% Change
2018-19 Adopted Budget	\$ 470,717,535	
2019-20 Proposed Budget	\$ 444,725,334	
Change from 2018-19 Budget	\$ (25,992,201)	(5.5%)

The Solid Waste Collection, Transfer, Recycling, Recovery of Waste Resources, and Disposal Fee (Solid Waste Fee) is imposed on all single-family dwellings in the City and upon multiple-unit dwellings for which the City provides refuse collection services. All receipts from the Solid Waste Fee are deposited into the SWRRF and are used for all costs associated with the collection, disposal, and recycling of solid waste. This includes, but is not limited to: salaries, direct and indirect overhead costs, landfill costs, including disposal, resource recovery facilities or refuse to energy and fuel facilities, and closure of City-owned landfill facilities, the development, acquisition, construction, operation, and maintenance of equipment, alternative fuel infrastructure, recycling, green waste processing, transfer facilities, or resource recovery facilities used in the collection, recycling, or recovery of solid waste resources, and, storage of solid waste related equipment. Further, these revenues can be used for the payment of principal and interest on both existing and future revenue bonds for the above listed activities that are eligible for funding from bond proceeds. Additionally, the Curbside Recycling Trust Fund was consolidated into this fund in 2009-10 and the Landfill Maintenance Special Fund was consolidated into this fund in 2017-18.

### BUDGET HIGHLIGHTS

- Pursuant to Proposition 218, the General Fund is required to reimburse the SWRRF for providing subsidies for Lifeline customers and providing refuse collection services at City facilities and special events. Funding in the amount of \$8.5 million in the General City Purposes (GCP) is provided for the Lifeline Rate Program (\$6.3 million) and solid resources collection and disposal service (\$2.2 million) for other City departments and special events.
- The replacement of diesel-powered solid resources collection vehicles with clean fuel collection vehicles is funded at \$30 million in 2019-20.
- Solid waste tip fees (or landfill disposal fees) and Material Recovery Facilities (MRF) fees for residential collection activity are increasing by \$13 million, from \$58 million in 2018-19 to \$71 million in 2019-20. As a result of China's National Sword Policy, which restricts waste and metal imports into the country, the MRF's costs for processing and marketing the City's recyclables has significantly increased. For administrative efficiency, tip fees for the Multi-family Bulky Item Program and other special funds are paid by SWRRF and reimbursed from those special funds.
- The Container Replacement Program (CRP) annually replaces approximately 215,000 worn, damaged, and lost residential containers. Funding in the amount of \$14 million for cash financing the CRP is continued in 2019-20. This funding also supports technology improvements for the container asset management system.
- The Rate Stabilization Reserve was established to address unanticipated economic uncertainties. Funding in the amount of \$22 million is provided in 2019-20.
- In 2017-18, the Bureau began to directly pay water and electricity invoices for its Solid Resources facilities. Prior to 2017-18, these expenses were paid out of the Citywide Water and Electricity Fund. Funding in the amount of \$2.0 million is provided for water and electricity expenses in 2019-20.

Solid Waste Resources Revenue Fund

		<b>2018-19 Adopted Budget</b>	<b>2019-20 Proposed Budget</b>
Balance Available, July 1		\$ 92,152,888	\$ 122,705,461
Receipts	California Beverage Reimbursement	500,000	500,000
	Central Recycling Transfer Station Fund	732,907	275,466
	Citywide Recycling Trust Fund	533,914	680,819
	Contamination Reduction Contributions	120,000	--
	General Fund – Overpayment of prior year related cost and Lifeline reimbursements	1,090,330	6,916,941
	Household Hazardous Waste Special Fund	94,624	72,432
	Solid Waste Fee Lifeline Rate Program	5,900,000	6,300,000
	Multi-Family Bulky Item Revenue Fund	2,986,872	2,078,215
	Reimbursement from Proprietary Departments	4,700,000	4,700,000
	Sale of Recyclables	1,200,000	100,000
	Reimbursement from Other Funds/Departments	3,800,000	9,740,000
	Sale of Salvage Vehicles	200,000	200,000
	Solid Waste Fee	287,000,000	287,000,000
	State Grants	100,000	100,000
	Other Financing Sources – Alternative Fuel Tax Rebate	2,550,000	--
	Other Financing Sources – Reimbursement from 2017-18 SWRRF Bond Proceeds	64,000,000	--
	Other Receipts	1,056,000	1,056,000
	Interest/Credits from Debt Service	300,000	300,000
	Interest	<u>1,700,000</u>	<u>2,000,000</u>
Total Receipts		<u>\$ 378,564,647</u>	<u>\$ 322,019,873</u>
Total Available Balance		<u>\$ 470,717,535</u>	<u>\$ 444,725,334</u>

Solid Waste Resources Revenue Fund

	<b>2018-19 Adopted Budget</b>	<b>2019-20 Proposed Budget</b>
<b>DEPARTMENTAL APPROPRIATIONS</b>		
Solid Waste Fee funds are provided to various City departments, offices, and bureaus for the cost of solid waste related activities.		
<b>City Administrative Officer</b> – Solid resources budget coordination.	\$ 77,776	\$ 76,238
<b>City Attorney</b> – Solid resources legal support.	524,326	585,204
<b>City Clerk</b> – Claims analysis and processing.	31,008	34,298
<b>Emergency Management</b> – Emergency preparedness coordination.	53,704	55,311
<b>General City Purposes</b> – Southern California Association of Governments membership, Clean and Green Job Program, and Discovery Cube educational services.	130,000	580,000
<b>General Services</b> – Maintenance and fuel of refuse collection fleet.	48,726,824	50,787,439
<b>Information Technology Agency</b> – 3-1-1 Call Center services.	641,210	1,006,290
<b>Liability Claims Fund</b> – Liability claim expenditures.	5,000,000	5,000,000
<b>Mayor</b> – Solid resources environmental sustainability coordination.	30,045	30,045
<b>Personnel</b> – Personnel services.	562,296	688,714
<b>Board of Public Works</b> – Accounting support.	293,717	312,535
<b>Bureau of Sanitation</b> – Operations and maintenance, excluding tip fees.	<u>103,343,607</u>	<u>109,868,728</u>
<b>Subtotal Department Appropriations</b>	<b>\$159,414,513</b>	<b>\$169,024,802</b>

Solid Waste Resources Revenue Fund

	<b>2018-19 Adopted Budget</b>	<b>2019-20 Proposed Budget</b>
<b>SPECIAL PURPOSE FUND APPROPRIATIONS</b>		
<b>Arbitrage.</b> Funds are provided for the arbitrage costs, as needed, for outstanding revenue bonds.	\$ 40,000	\$ 40,000
<b>Capital Infrastructure.</b> Funds are provided for capital expenses for the solids program. Funding needs will be evaluated and determined on a priority basis.	10,000,000	5,000,000
<b>Central Los Angeles Recycling &amp; Transfer Station (CLARTS) Community Amenities Fee.</b> Funds are provided for financing community amenities within Council District 14.	468,000	874,389
<b>Clean Fuel Collection Fleet Replacement.</b> Funds are provided for the acquisition of compressed (CNG) and liquefied (LNG) natural gas collection trucks to achieve a 100 percent clean fuel refuse fleet.	30,000,000	30,000,000
<b>Debt Administration.</b> Funds are provided for the issuance and administration costs for revenue bonds.	12,000	12,000
<b>Debt Service.</b> Funds are provided for the payment of principal and interest on outstanding revenue bonds.	50,080,775	47,503,250
<b>Department of Water and Power Fees.</b> Funds are provided for the costs of billing and collection of the Solid Waste and Multi-family Bulky Item fees.	1,315,200	1,315,200
<b>Neighborhood Empowerment Fund.</b> Funds are provided to reimburse the Department of Neighborhood Empowerment for one position that conducts outreach at Neighborhood Councils.	--	40,607
<b>Public Works – Sanitation Expense and Equipment.</b> Funds are provided for non-capital expenses and equipment for the Bureau of Sanitation, which include tip fees, container replacements, and minor facility repairs.	78,577,508	92,695,576
<b>Rate Stabilization Reserve.</b> Funds are provided as a reserve for economic uncertainties.	77,148,590	21,817,115
<b>Utilities.</b> Funds are provided to pay for water and electricity expenses at Solid Resources facilities. These expenses were previously paid out of the Citywide Water and Electricity Fund.	2,000,000	2,000,000
<b>Reimbursement of General Fund Costs.</b> Funds are provided to reimburse the General Fund for fringe and central services indirect costs.	<u>61,660,949</u>	<u>74,402,395</u>
<b>Subtotal Special Purpose Fund Appropriations</b>	<b>\$ 311,303,022</b>	<b>\$ 275,700,532</b>
<b>TOTAL APPROPRIATIONS</b>	<b><u>\$ 470,717,535</u></b>	<b><u>\$ 444,725,334</u></b>

# SPECIAL PARKING REVENUE FUND

## BASIS FOR THE PROPOSED BUDGET

The 2019-20 Proposed Budget for the Special Parking Revenue Fund (SPRF) relates to current year funding as follows:

	Amount	% Change
2018-19 Adopted Budget	\$ 56,766,787	
2019-20 Proposed Budget	\$ 58,120,769	
Change from 2018-19 Budget	\$ 1,353,982	2.4%

The Special Parking Revenue Fund (SPRF) receives all monies collected from parking meters and City-owned parking lots in the City in accordance with Division 5 of the Los Angeles Administrative Code. The SPRF monies have been used for the following purposes: (1) purchasing, leasing, installing, maintaining, operating, and regulating parking meters and metered spaces; collection of meter revenue and related expenses; (2) the purchase, improvement, and operation of off-street parking facilities; (3) the painting and marking of streets and curbs required for the parking of motor vehicles within parking meter zones; (4) repayment of borrowed City funds; and (5) the payment of debt service costs incurred for off-street parking facilities. The City also may establish surplus funding which may be transferred to the Reserve Fund for general governmental purposes, after paying, or setting aside, funding for the cost of operations and maintenance of eligible activities.

### BUDGET HIGHLIGHTS

The 2019-20 Proposed Budget reflects:

- Funding to continue the SPRF Local Return Program;
- Funding for the purchase and installation of upgraded parking meters and pay stations to replace older models;
- Revenue from Mangrove parking property (\$22.5 million in Lease Revenue – Parking Facilities for ground lease, \$1.5 million in Other Transfer and Deposits for sale of vent area); and
- Funding for parking studies to be completed in areas throughout the City.

	2018-19 Adopted Budget	2019-20 Proposed Budget
Balance Available, July 1	\$ 29,145,311	\$ 34,346,467
Less: Prior Year's Unexpended Appropriations	<u>24,685,058</u>	<u>26,401,452</u>
Adjusted Balance	4,460,253	7,945,015
Revenue: Hollywood and Highland Lot 745	13,573,500	13,800,000
Lease and Rental Fees	2,250,000	23,226,000
Parking Fees	35,000	386,000
Parking Lots	8,421,800	10,200,000
Parking Meters	59,500,300	57,500,000
Other Receipts	-	1,610,000
Interest	641,500	767,000
Total Adjusted Balance and Revenue	<u>\$ 88,882,353</u>	<u>\$ 115,434,015</u>
Less: Surplus Transfer to Reserve Fund	\$ 32,115,566	\$ 57,313,246
Total Available Balance	<u>\$ 56,766,787</u>	<u>\$ 58,120,769</u>



## Special Parking Revenue Fund

	<b>2018-19 Adopted Budget</b>	<b>2019-20 Proposed Budget</b>
--	---------------------------------------	--

**DEPARTMENTAL APPROPRIATIONS**

<b>Transportation.</b> Overtime funding is provided for maintenance of City-owned parking facilities and meters. This streamlines the administrative process and the need to transfer funds during the year.	\$ 394,600	\$ 394,600
--	------------	------------

**Subtotal Departmental Appropriations**

	<b><u>\$ 394,600</u></b>	<b><u>\$ 394,600</u></b>
--	--------------------------	--------------------------

**SPECIAL PURPOSE FUND APPROPRIATIONS**

<b>Blossom Plaza Easements and Improvements.</b> Funds are provided to pay for the use of easements and improvements at the Blossom Plaza parking garage.	146,500	146,500
---	---------	---------

<b>Capital Equipment Purchases.</b> Funds are continued for the replacement of electronic locks for parking meters, replacement of new single-space meters at commercial loading zones, spare meters, and the upgrade of new pay stations for new parking meter zones and off-street facilities.	5,800,000	5,800,000
--	-----------	-----------

<b>Collection Services.</b> Funds are continued for parking meter collection services. A contractor currently services individual meters, multi-space meters, and off-street pay stations.	3,000,000	3,000,000
--	-----------	-----------

<b>Contractual Services.</b> Funds are continued for lot operation agreements, asset development and expansion studies, recurring and new meter technology, communication and credit card processing costs, anticipated parking occupancy tax receipts to be remitted to the Office of Finance, and the lease and maintenance of single-space parking meters.	23,000,000	23,000,000
---	------------	------------

<b>Maintenance, Repair, and Utility Service for Off-Street Parking Lots.</b> Funds are continued for recurring costs (security, sweeping, lighting, landscape maintenance, and debris removal on lots and utilities) and non-recurring costs (repair of wheel stops, walls, signs, potholes, gates, fences, slurry seal, and resurfacing). Landscaping services encompass all surface lots, and funding is provided to prevent service lapses and address safety hazards in a timely manner.	2,500,000	2,500,000
--	-----------	-----------

<b>Miscellaneous Equipment.</b> Funds are continued for administrative equipment and office supplies.	60,000	60,000
---	--------	--------

<b>Parking Facilities Lease Payments.</b> Funds are continued for payments on leased parking facilities throughout the City.	360,000	360,000
--	---------	---------

<b>Parking Meter and Off-Street Parking Administration.</b> Funds are continued for staff performing parking administration services.	5,534,348	6,172,935
---	-----------	-----------

<b>Parking Studies.</b> Funds are continued for various parking studies, including a parking utilization study in Venice.	500,000	500,000
---	---------	---------

Special Parking Revenue Fund

	<b>2018-19 Adopted Budget</b>	<b>2019-20 Proposed Budget</b>
<b>Replacement Parts, Tools, and Equipment.</b> Funds are continued for the purchase of parts, supplies, and tools needed to repair and maintain electronic parking meters.	1,400,000	1,400,000
<b>Reserve for Contingencies.</b> Funds are continued as a contingency for unanticipated expenditures during the fiscal year.	198,011	498,011
<b>Special Parking Revenue Fund Local Return – Pilot.</b> Funds are continued to develop a pilot program to return parking meter revenue to communities for local parking projects and services.	1,500,000	1,500,000
<b>Travel and Training.</b> Funds are continued for annual parking-related conferences, exhibits, and work-related training.	32,000	32,000
<b>Subtotal Special Purpose Fund Appropriations</b>	<b><u>\$ 44,030,859</u></b>	<b><u>\$ 44,969,446</u></b>
 <b>GENERAL FUND REIMBURSEMENTS</b>		
<b>Reimbursement of General Fund Costs.</b> Funds are provided to reimburse the General Fund for fringe, central services, and department administration and support.	5,888,721	6,303,184
<b>Capital Finance Administration Fund.</b> Funds are continued to cover debt service on Municipal Improvement Corporation of Los Angeles (MICLA) bonds issued for the Vine Street Garage, the Aiso Street Garage, and the Hollywood and Highland Parking Garage.	6,452,607	6,453,539
<b>Subtotal General Fund Reimbursements</b>	<b><u>\$ 12,341,328</u></b>	<b><u>\$ 12,756,723</u></b>
<b>TOTAL APPROPRIATIONS</b>	<b><u>\$ 56,766,787</u></b>	<b><u>\$ 58,120,769</u></b>

**THIS PAGE INTENTIONALLY LEFT BLANK**

# STORMWATER PROGRAM FUNDS

## BASIS FOR THE PROPOSED BUDGET

The 2019-20 Proposed Budget includes the Stormwater Pollution Abatement (SPA) Fund and the new Measure W Local Return Fund and relates to current year funding as follows:

	<b>Amount</b>	<b>% Change</b>
2018-19 Adopted Budget	\$ 34,996,528	
2019-20 Proposed Budget	\$ 77,830,177	
Change from 2018-19 Budget	\$ 42,833,649	122.4%

Adopted in August 1990, the SPA charge imposes a fee on all properties in the City based on stormwater runoff and pollutant loading associated with property size and land use. The charge is collected by the Los Angeles County Assessor on the annual property tax bill and annual receipts are approximately \$28.4 million. SPA funds are used to treat and abate stormwater under the guidelines and regulations set forth by the United States Environmental Protection Agency (U.S. EPA) for stormwater discharges from large municipal storm drain systems. The SPA Fund supports the cost of stormwater-related activities in various City departments and also funds the construction of flood control and pollution abatement projects.

The State of California, Regional Water Quality Control Board, Los Angeles Region (Regional Board) regulates the treatment and abatement of stormwater through a National Pollutant Discharge Elimination System (NPDES) Municipal Separate Storm Sewer System (MS4) Permit. This Permit is issued to the County of Los Angeles, the Los Angeles County Flood Control District (LACFCD), the City of Los Angeles, and 83 other cities in the County that operate their municipal storm drain systems. The latest Permit was adopted on November 8, 2012, and became effective on December 28, 2012.

The MS4 Permit is one of the regulatory tools the Regional Board uses to enforce oversight of Total Maximum Daily Loads (TMDLs), which limit the maximum amount of a pollutant that a water body can receive and still meet water quality standards. The City is currently subject to 22 TMDLs, but more TMDLs will be issued to the City by the Regional Board and the U.S. EPA in the next five years. The total cost of complying with all the TMDLs is estimated to be \$8 billion over the next 20 years. The MS4 Permit also provides for the development and implementation of Enhanced Watershed Management Programs (EWMPs) that outline strategies, watershed control measures, and implementation schedules to ensure compliance with the MS4 Permit and all TMDLs. The City was the lead agency in the development of the EWMPs for the Upper Los Angeles River, Santa Monica Bay, Ballona Creek, and Dominguez Channel watersheds and participates in the Marina del Rey sub-watershed, which the County of Los Angeles is the lead agency. In April 2016, the Regional Board approved all five EWMPs. The EWMPs will consolidate all aforementioned TMDLs implementation plans into a single plan for each of the City's four watersheds.

In 2004, Los Angeles voters approved Proposition O (Prop O), which authorized the issuance of \$500 million in general obligation bonds to fund water quality improvement projects. Bond funds totaling \$439.5 million have been issued to date and the total remaining bonds to be sold is \$60.5 million. Prop O provides funding for the design and construction of water quality improvement projects, but does not fund any operation and maintenance activities.

On November 6, 2018, Los Angeles County voters approved Measure W – The Los Angeles Region Safe, Clean Water Program (Measure W), a parcel tax of 2.5 cents per square foot of impermeable surface to support the costs of stormwater-related projects and activities. Revenues are allocated to three sub-programs: municipal, regional, and administrative. Forty percent of revenues are allocated to municipalities in the same proportion as the amount of revenues collected within each municipality. Fifty percent is allocated for region-wide projects and is awarded on a competitive basis. The remaining ten percent is allocated to the LACFCD for implementation and administration of the Measure W Program. Eligible uses for revenues include projects that provide a water supply and/or quality benefit and a community investment benefit. The LACFCD projects revenues of nearly \$300 million per year county-wide and \$38 million is projected to be allocated to the City of Los Angeles as part of the municipal program. Measure W can be used to fund EWMP projects and the operation and maintenance of completed Prop O projects.

**REVENUE**

The City has not adjusted the Stormwater Pollution Abatement Charge for more than 20 years (since 1993). As a result of the most recent NPDES MS4 Permit requirements, the City has been experiencing a significant increase in its operational costs. The current rate structure of \$1.92 per month for a typical single-family residential parcel is not sufficient to cover these additional costs. With the passage of Measure W, additional funds are now available to support the City's cost to implement water quality projects to meet NPDES MS4 Permit requirements. The County of Los Angeles is in the process of developing guidelines and funding eligibility requirements for the Measure W Program.

**BUDGET HIGHLIGHTS**

- Funding for 21 positions and contractual services (\$300,000) are reassigned from SPA and Prop O to Measure W. These positions develop and implement EWMP projects as well as operate and maintain completed Prop O projects. Funding for contractual services will be used to employ individuals from job-skill training programs to maintain and operate completed Prop O projects.
- The Developer Plan Review Fee recovers costs associated with plan check services to support the Low Impact Development (LID) program, which ensures that new developments and redevelopments comply with applicable stormwater runoff water quality standards.
- In 2018-19, funding for flood control (\$2.8 million) and water quality (\$11.7 million) projects were provided by the General Fund in the Capital Improvement Expenditure Program (CIEP) – Physical Plant Budget. In 2019-20, flood control projects will be funded from SB 1 Road Maintenance and Rehabilitation Fund (\$8.5 million) and water quality projects will be funded from Measure W (\$11.1 million) in the CIEP – Physical Plant Budget.

	<b>2018-19 Adopted Budget</b>	<b>2019-20 Proposed Budget</b>
Balance Available, July 1	\$ 8,356,528	\$ 13,028,337
Less: Prior Year's Unexpended Appropriations		
	<u>6,000,000</u>	<u>7,823,160</u>
Adjusted Balance	\$ 2,356,528	\$ 5,205,177
Receipts: Stormwater Pollution Abatement Charge	\$ 28,400,000	\$ 28,400,000
Measure W Local Return Revenue	--	38,000,000
Developer Plan Review Fee	1,900,000	1,950,000
Interest	280,000	350,000
Sewer Construction and Maintenance Fund Loan	--	2,200,000
Reimbursements from Other Agencies and Funds	<u>2,060,000</u>	<u>1,725,000</u>
Total Receipts	<u>\$ 32,640,000</u>	<u>\$ 72,625,000</u>
Total Available Balance	<u>\$ 34,996,528</u>	<u>\$ 77,830,177</u>

Stormwater Program Funds

<b>2018-19 Adopted Budget</b>	<b>2019-20 Proposed Budget</b>
---------------------------------------	--

**DEPARTMENTAL APPROPRIATIONS**

Funds are provided to various City departments, offices, and bureaus to support the cost of stormwater related activities.

<b>General Services</b> – Fleet maintenance and fuel costs.	\$ 463,135	\$ 482,387
<b>Mayor</b> – Policy development for City’s environmental sustainability plan.	30,045	30,045
<b>Personnel</b> – Personnel services.	34,091	47,644
<b>Public Works</b>		
<b>Board Office</b> – General oversight of the Department of Public Works and direct management of accounting and personnel functions.	93,289	98,809
<b>Contract Administration</b> – Construction inspection services.	331,764	332,713
<b>Engineering</b> – Design and construction management services.	3,895,234	3,943,813
<b>Sanitation</b> – Planning, operational, monitoring, and coordination services for NPDES Stormwater Permit compliance.	13,511,470	15,577,619
<b>Street Services</b> – Street sweeping and catch basin repair.	5,552,857	5,907,165
 <b>Subtotal Departmental Appropriations</b>	 <b><u>\$ 23,911,885</u></b>	 <b><u>\$ 26,420,195</u></b>

Stormwater Program Funds

	2018-19 Adopted Budget	2019-20 Proposed Budget
<b>SPECIAL PURPOSE FUND APPROPRIATIONS</b>		
<b>Complete Streets – Water Quality Improvements.</b> Funds are provided to fund elements of Complete Street projects that produce water quality benefits.	--	3,667,000
<b>Feasibility Studies.</b> Funds are provided for feasibility studies of water quality projects to be submitted for funding consideration as part of the Measure W Regional Call for Projects.	--	4,000,000
<b>Green Street Infrastructure.</b> Funds were provided for Green Infrastructure projects (streets, sidewalks, and other paved areas) to capture, clean, and infiltrate stormwater to reduce pollution and improve water quality in the City’s receiving water bodies.	100,000	--
<b>Media Tech Center.</b> Funds are provided for payment of the SPA Fund’s proportionate share of lease costs and tenant improvements for the Media Tech Center, which is occupied by the Bureau of Sanitation Watershed Protection Division, Inspection Group.	\$ 200,000	\$ 200,000
<b>Expense and Equipment.</b> Funds are provided for the cost of renewing the City’s National Pollutant Discharge Elimination System (NPDES) Permit.	1,000,000	180,000
<b>NPDES Permit Compliance.</b> Funds are provided for non-capital expenses associated with NPDES Stormwater Permit compliance.	1,000,000	985,940
<b>On-Call Contractors (Emergency Funds).</b> Funds are provided for on-call contractors for emergency storm drain projects. On-call contractors repair damaged and/or non-functional storm drainage facilities and protect properties from storm damage.	3,001,643	4,000,000
<b>Operation and Maintenance – TMDL Compliance Projects.</b> Funds are provided for non-capital expenses associated with operating and maintaining TMDL compliance projects.	150,000	5,538,094
<b>Payment for Sewer Construction and Maintenance (SCM) Fund Loan.</b> Funds are provided to repay a loan (C.F. 18-0384-S1) from SCM with Measure W funds for feasibility studies for Measure W Call for Projects.	--	2,200,000
<b>Regional Project Development and Revolving Funds.</b> Funds are provided for the initial development of regional water quality projects and to be used as a revolving fund for potential match or front-funding requirements for regional funding.	--	7,900,000
<b>Sanitation Contracts.</b> Funds are provided for the City’s annual share of operation and maintenance costs for the City of Santa Monica Urban Runoff Recycling Facility (\$250,000), the stormwater public education program (\$450,000), illicit discharge cleanup (\$1,000,000), feasibility studies for regional Measure W projects (\$2,200,000) funded by an SCM loan, and EWMP technical support (\$600,000) contracts.	2,633,000	4,500,000

Stormwater Program Funds

	<b>2018-19 Adopted Budget</b>	<b>2019-20 Proposed Budget</b>
<b>San Fernando Valley Distributed Stormwater Capture Projects.</b> Funds were provided to construct five stormwater capture projects (dry-wells, bioswales, and infiltration galleries) in the San Fernando Valley to improve water quality, increase groundwater recharge, reduce local flooding, and expedite the transfer of water to an aquifer pursuant to a Memorandum of Agreement between the Bureau of Sanitation and the Los Angeles Department of Water and Power.	3,000,000	--
<b>Reimbursement of General Fund Costs.</b> Funds are provided to reimburse the General Fund for fringe benefits, central services, and department administration and support.	--	6,187,388
 <b>Subtotal Special Purpose Fund Appropriations</b>	<b><u>\$ 11,084,643</u></b>	<b><u>\$ 39,358,422</u></b>
 <b>CAPITAL IMPROVEMENT EXPENDITURE PROGRAM (CIEP)</b>		
<b>CIEP Physical Plant.</b> In 2018-19, funding for stormwater capital projects was provided by the General Fund and in 2019-20, funding for EWMP projects will be provided by the Measure W Local Return Fund.	\$ --	\$ 12,051,560
 <b>Subtotal Capital Improvement Expenditure Program</b>	<b><u>\$ --</u></b>	<b><u>\$ 12,051,560</u></b>
 <b>TOTAL APPROPRIATIONS</b>	<b><u>\$ 34,996,528</u></b>	<b><u>\$ 77,830,177</u></b>



**THIS PAGE INTENTIONALLY LEFT BLANK**

# STREET DAMAGE RESTORATION FUND

## BASIS FOR THE PROPOSED BUDGET

The 2019-20 Proposed Budget for the Street Damage Restoration Fund (SDRF) relates to current year funding as follows:

	Amount	% Change
2018-19 Adopted Budget	\$ 70,707,721	
2019-20 Proposed Budget	\$ 70,500,728	
Change from 2018-19 Budget	\$ (206,996)	(0.29%)

The Street Damage Restoration Fund was created by Council action to receive revenues from the Street Damage Restoration Fee. The Fee was established in 1998 to reimburse the City for damage to City streets caused by excavations or other work performed by any entity, including City agencies, required to obtain a permit for the performance of said excavations or other work. The funds are used for:

- Street maintenance, resurfacing, repair and reconstruction.
- Laboratory fees, testing, materials, engineering.
- Salaries and overhead associated with these items.

Street Damage Restoration Fund

	<b>2018-19 Adopted Budget</b>	<b>2019-20 Proposed Budget</b>
Balance Available, July 1	\$ 196,721	\$ 23,214
Anticipated Revenue Receipts	70,000,000	70,000,000
Interest	511,000	477,514
Total Revenue	<u>\$ 70,707,721</u>	<u>\$ 70,500,728</u>

## Street Damage Restoration Fund

	2018-19 Adopted Budget	2019-20 Proposed Budget
<b>DEPARTMENTAL APPROPRIATIONS</b>		
<b>General Services.</b> Funds are provided for materials testing and fleet services support for the Pavement Preservation Plan and Failed Street Reconstruction Program.	\$ 7,318,557	\$ 7,564,297
<b>Information Technology Agency.</b> Funds are provided for the implementation of the Citywide, centralized human resources and payroll solution that will replace the 20-year-old PaySR payroll application.	-	5,222
<b>Personnel.</b> Funds are provided for staffing to enhance human resources support for eligible programs and initiatives coordinated by the Bureau of Street Services.	-	178,382
<b>Bureau of Engineering.</b> Funds are provided for survey support and monument preservation for the Pavement Preservation Plan and Failed Street Reconstruction Program.	298,096	707,678
<b>Bureau of Street Services.</b> Funds are provided for the Pavement Preservation Plan and for Failed Street Reconstruction to prevent further deterioration in the overall condition of the City street system. Funds are also provided to complete pothole repair requests in an average of three working days.	23,241,068	28,500,951
<b>Transportation.</b> Funds are provided for striping and mark-out crews to support the Failed Street Reconstruction Program.	-	323,040
<b>Unappropriated Balance.</b> Funding contingent on revenue availability for the Street Damage Restoration Fund. A total of \$29,850,000 for Enforcement/Administration (\$2,000,000); Cool Pavement (\$2,500,000); Large Asphalt Repairs (\$6,000,000); and, Street Reconstruction (\$19,350,000). Revenue to support these items will not materialize during the 2018-19 Fiscal Year.	29,850,000	-
<b>Subtotal Departmental Appropriations</b>	<b><u>\$ 60,707,721</u></b>	<b><u>\$ 37,279,570</u></b>
<b>SPECIAL PURPOSE FUND APPROPRIATIONS</b>		
<b>Capital Improvement Expenditure Program.</b> Funds are provided for the design and road repair at Bushnell Way at Wheeling Way.	\$ -	\$ 1,631,000
<b>Cool Pavement.</b> Funds are provided for the application of Cool Pavement treatments and to prevent further deterioration of the roadway.	-	3,000,000
<b>Complete Streets.</b> Funds are provided for the reconstruction of failed streets and Vision Zero related improvements as part of the Complete Streets Program.	10,000,000	20,500,000

Street Damage Restoration Fund

	<b>2018-19 Adopted Budget</b>	<b>2019-20 Proposed Budget</b>
<b>Failed Street Reconstruction.</b> Funds are provided for the reconstruction of failed streets across the City through the use of contractors.	-	3,321,059
<b>Reimbursement of General Fund Costs.</b> Funds are provided to reimburse the General Fund for fringe benefits, central services, and department administration and support.	-	4,769,099
Subtotal Special Purpose Fund Appropriations	<b><u>\$ 10,000,000</u></b>	<b><u>\$ 33,221,158</u></b>
TOTAL APPROPRIATIONS	<b><u>\$ 70,707,721</u></b>	<b><u>\$ 70,500,728</u></b>

# TELECOMMUNICATIONS LIQUIDATED DAMAGES AND LOST FRANCHISE FEES FUND

## TELECOMMUNICATIONS DEVELOPMENT ACCOUNT

### BASIS FOR THE PROPOSED BUDGET

The 2019-20 Proposed Budget for the Telecommunications Development Account (TDA) relates to current year funding as follows:

	Amount	% Change
2018-19 Adopted Budget	\$ 17,512,810	
2019-20 Proposed Budget	\$ 19,704,181	
Change from 2018-19 Budget	\$ 2,191,371	12.5%

The TDA is funded by cable television franchise fees and liquidated damages. The cable television franchise fee is a payment to the City for the use of City streets and rights-of-way. It is calculated at the rate of five percent of gross revenue received by the cable companies. Pursuant to Los Angeles Administrative Code Section 5.97, the telecommunications franchise fees are divided between the TDA and the General Fund, with 40 percent of all funds received or collected deposited into the TDA and the remaining 60 percent deposited into the General Fund. TDA funding may be used for Public, Educational, and Government (PEG) access programming and other telecommunications uses. The five percent franchise fee funding can also be transferred to the General Fund to be used for other purposes.

In addition to the five percent franchise fee, the TDA also receives one percent of franchise holders' gross receipts for capital costs related to PEG access programming. Pursuant to Council File 16-0022, a portion of these funds is now eligible to be used for PEG operational costs. Funds from the PEG capital cost franchise fee that are not appropriated for specific purposes are held in a reserve account.

REVENUE	2018-19 Adopted	2019-20 Proposed
Cash Balance, July 1	\$ 32,422,260	\$ 36,121,927
Less:		
Prior Years' Unexpended Appropriations	<u>32,159,450</u>	<u>34,917,746</u>
Balance Available, July 1	\$ 262,810	\$ 1,204,181
Receipts:		
Franchise Fees	11,400,000	12,333,950
PEG Access Capital Franchise Fees	5,700,000	6,166,050
Miscellaneous Receipts	<u>150,000</u>	<u>--</u>
Total Revenue	\$ 17,250,000	\$ 18,500,000
Telecommunications Development Account Available Funds	<u>\$ 17,512,810</u>	<u>\$ 19,704,181</u>

## Telecommunications Development Account

APPROPRIATIONS	2018-19 Adopted	2019-20 Proposed
<b>City Attorney</b> - Funds are provided to the Office of the City Attorney for legal services in support of TDA functions.	\$ 189,052	\$ 194,757
<b>City Clerk</b> - Funds are provided to the Office of the City Clerk to provide technical support of online resources related to government access programming content for L.A. Cityview Channel 35.	356,358	382,794
<b>Department of General Services (GSD)</b> - Funds are provided to GSD for building leases and related services.	161,608	194,375
<b>Information Technology Agency (ITA)</b>		
<b>PEG Access Programming</b> - Funds are provided to ITA for the salaries and expenses of employees supporting PEG access functions.	1,267,634	1,249,581
<b>Telecommunications Uses</b> - Funds are provided to ITA for various telecommunications expenditures including the salaries and expenses of employees supporting the 3-1-1 Call Center.	9,477,410	10,126,777
<b>Public Works Bureau of Engineering (BOE)</b> - Funds are provided to BOE to continue support for project management work on the Channel 35 Studio Relocation Project.	103,229	108,969
<b>Cable Franchise Oversight</b> - Funds are provided for franchise fee auditing and outside legal counsel in the field of cable and telecommunications franchising law.	289,750	289,750
<b>Grants to Third Parties (Citywide Access Corporation)</b> - Funds are provided for Channel 36 capital equipment items funded by PEG capital cost franchise fees.	505,000	505,000
<b>L.A. CityView Channel 35 Operations</b> - Funds are provided for contractual services for municipal programming, closed captioning services and press room tapings (\$893,825), operating supplies for videotapes and the production of Channel 35 programming (\$72,000), general liability and automobile insurance for City vehicles driven by Channel 35 contractors (\$122,000), contractor services (\$407,000), connectivity between the Little Tokyo and City Hall Studios (\$50,000), social media content production and scripted programming (\$745,573), airing of Fire and Police Commission meetings (\$60,000), maintenance of High Definition equipment (\$27,919), and the City News service subscription (\$15,000).	1,190,744	2,393,317
<b>Reimbursement of General Fund Costs</b> - Funds are provided to reimburse the General Fund for employer contributions to health and retirement plans and Citywide and departmental overhead costs for employees supporting TDA functions.	3,972,025	4,258,861
<b>TOTAL APPROPRIATIONS</b>	<u>\$17,512,810</u>	<u>\$19,704,181</u>

# UNAPPROPRIATED BALANCE

## BASIS FOR THE PROPOSED BUDGET

The 2019-20 Proposed Budget for the Unappropriated Balance relates to current year funding, as follows:

	Amount	% Change
2018-19 Adopted Budget	\$ 140,342,909	
2019-20 Proposed Budget	\$ 89,296,965	
Change from 2018-19 Budget	\$ (51,045,944)	(36.37%)

In accordance with Charter Section 312, the Unappropriated Balance provides funds for appropriations after the budget adoption to meet contingencies as they arise. Specific funding, personnel, equipment, and/or procedures cannot be adequately defined for contingencies that occur during the fiscal year. By recognizing such contingencies in the Unappropriated Balance, start-up funding is provided. Use of monies in the Unappropriated Balance is subject to approval of specific reports and recommendations to the Mayor and Council.

	2018-19 Adopted Budget	2019-20 Proposed Budget
1. Accessible Housing Program Retrofit Contracts .....	\$ 5,000,000	\$ 6,000,000
2. Animal Sterilization Trust Fund Augmentation .....	425,000	--
3. Bank Transition Implementation .....	--	2,000,000
4. BID Assessments on City Properties .....	61,377	--
5. Bureau of Engineering – Supplemental Funding .....	750,000	--
6. Certified Access Specialist .....	81,989	--
7. City Attorney Board of Rights Proceeding .....	--	250,000
8. City Planning Extended Home-Sharing Program .....	--	250,000
9. Civil and Human Rights Commission .....	--	500,000
10. Clean Streets LA/HOPE Expansion .....	--	6,468,000
11. Climate Change Emergency Mobilization Program .....	500,000	--
12. Commission on Revenue Generation .....	250,000	--
13. Congregate and Home-Delivered Meals .....	400,000	--
14. Consolidated Municipal Elections .....	--	9,800,000
15. Equipment, Expenses, and Alterations & Improvements .....	5,344,725	4,544,725
16. Fire Advanced Provider Response Unit/Cycle Teams- LAWA .....	688,494	--
17. Fire and Police GPS Transponders .....	1,000,000	--
18. Fire and Police Recruitment Funding .....	151,000	--
19. Fire Shelter Safety Devices .....	--	798,868
20. Fire Standards of Cover Analysis .....	--	200,000
21. Firefighter Escape Bailout System.....	1,400,000	--
22. Franchise Valuation and Health Studies .....	400,000	--
23. General .....	50,000	50,000
24. General Services Department – Custodial Services .....	2,789,572	--
25. Homeless Outreach Partnership Endeavor (HOPE) Team .....	1,191,489	--
26. Homeless Services Programs .....	10,000,000	--
27. Human Resource and Payroll System Replacement .....	3,000,000	--
28. Integrated Disability Management Program .....	224,084	--
29. Lanark Park Security Enhancements .....	121,800	--
30. Load Bank Testing and Emergency Repairs .....	330,000	--
31. Midnight Stroll Transgender Cafe .....	100,000	--
32. Mutual Aid Overtime .....	3,000,000	3,000,000
33. Neighborhood Council Subdivision Elections .....	--	250,000
34. Neighborhood Councils .....	126,000	168,000
35. Neighborhood Empowerment Election Outreach .....	300,000	--



Unappropriated Balance

36.	November 2018 Special Election.....	4,500,000	--
37.	Oceanfront Walk at Venice Beach .....	250,000	--
38.	Office of Public Accountability Studies .....	1,200,000	1,200,000
39.	Oil Well and Facilities Inspection Program Fee Study .....	50,000	--
40.	Outside Counsel including Workers' Compensation .....	1,750,000	1,750,000
41.	Petroleum Revenue Enhancements .....	25,000	--
42.	Pipeline Abandonment Engineering Consulting Services .....	--	85,000
43.	Police Department Sworn Overtime – Homelessness Initiatives .....	--	5,000,000
44.	Police Department Sworn Overtime – Westlake/MacArthur Park .....	--	554,800
45.	Police Department Targeted Sworn Recruitment .....	--	750,000
46.	Police Department Technology .....	2,800,000	--
47.	Public Bathroom Access.....	2,183,379	--
48.	Recreation and Parks SwimLA .....	--	1,300,000
49.	Recreation and Parks Youth Sports Expansion .....	--	1,000,000
50.	Repayment for Community Development Block Grant Projects.....	2,000,000	1,974,594
51.	Reserve for Extraordinary Liability.....	20,000,000	20,000,000
52.	Reserve for Mid-Year Adjustments.....	20,325,000	20,000,000
53.	Risk Management Information System - Riskconnect.....	100,000	--
54.	Street Damage Restoration Fee – Contingent Funding .....	29,850,000	--
55.	Tax Studies .....	--	100,000
56.	Tree Maintenance and Urban Forestry Program .....	2,000,000	--
57.	Tree Trimming Contractual Services .....	4,424,000	--
58.	U.S. Economic Development Administration Grant Obligation.....	1,200,000	1,302,978
59.	Various Programs and Services – Contingent Revenue .....	10,000,000	--
	<b>Total</b>	<b><u>\$140,342,909</u></b>	<b><u>\$ 89,296,965</u></b>

**Accessible Housing Program Retrofit Contracts - \$6,000,000.** Funding is set aside to pay for contracts currently undergoing the Request for Proposal process for general contractors to conduct accessibility retrofits, and to reimburse property owners that use their contractors to perform simple remediation under a small dollar threshold, where tenant relocation is not required. Funding is provided by the Accessible Housing Fund.

**Bank Transition Implementation - \$2,000,000.** Funding is set aside for costs related to transitioning from the the City’s current banking provider. Costs include staff costs, programming services to map the City systems to bank networks, banking fees, check processing, and supplies.

**City Attorney Board of Rights Proceeding - \$250,000.** Funding is set aside for transition costs for the City Attorney’s Office to serve as the Police Department’s advocate for all Board of Rights Hearings in accordance with C.F. 17-0071-S1.

**City Planning Extended Home-Sharing Program - \$250,000.** Funding is set aside for the Department of City Planning to enforce short-term rental activity in accordance with the City’s Home-Sharing ordinance (C.F. 14-1635-S2).

**Civil and Human Rights Commission - \$500,000.** Funding is set aside for the formation of a Civil and Human Rights Commission (C.F. 18-0086).

**Clean Streets LA/HOPE Expansion - \$6,468,000.** Funding is set aside for the Bureau of Sanitation to deploy 11 four-person crews and associated expenses. These crews’ duties may include keeping the City sidewalks and other public areas safe, clean, sanitary, and accessible, removing abandoned waste from the public right-of-way, and cleaning homeless encampments.

**Consolidated Municipal Elections - \$9,800,000.** Funding is set aside for the City’s share of the costs incurred by the County of Los Angeles to conduct the 2020 Primary Nomination Election scheduled for March 2020 (\$8.7 million). Additional funding (\$1.1 million) is also set aside to cover the costs of a potential runoff to fill the vacancy of Council District 12.

**Equipment, Expenses, Alterations and Improvements - \$4,544,725.** Funding is set aside as a contingency to address necessary adjustments to accounts.

**Fire Shelter Safety Devices - \$798,868.** Funding is set aside to purchase fire shelter safety devices to maintain sufficient inventory for Fire Department sworn staff. Funding is contingent upon the receipt of funding from the Assistance to Firefighters Grant Program.

**Fire Standards of Cover Analysis - \$200,000.** Funding is set aside for a standards of cover analysis of the Fire Department. This analysis will focus on performance metrics and the optimization of sworn resource deployment for the Fire Department in an effort to guide strategic planning and address citywide fire suppression and emergency medical services needs.

**Mutual Aid Overtime - \$3,000,000.** Funding is set aside for Sworn Overtime for the Fire Department for increased mutual aid response for fire and disaster response needs outside of the City boundaries.

**Neighborhood Council Subdivision Elections - \$250,000.** Funding is set aside for Vote-By-Mail processing and various operating expenses for up to three Neighborhood Council subdivision elections.

**Neighborhood Councils - \$168,000.** Funding is set aside for the formation of four new Neighborhood Councils.

**Office of Public Accountability Studies - \$1,200,000.** Funding is set aside to initiate or expand special study reviews of Department of Water and Power (DWP) operations. Studies conducted during 2019-20 may include reviews related to the Scattergood Station Unit 3 re-powering project, Once-Through-Cooling systems for power plant generation facilities, and DWP efforts to achieve a 100 percent renewable portfolio. A study will also be performed to make recommendations on the results of a mid-term review of the 2016 utility rate ordinances. The DWP will fully reimburse the City for these costs.

**Outside Counsel including Workers' Compensation - \$1,750,000.** Funding is set aside for the City Attorney to retain outside counsel to assist in litigation and transactional matters. The City Attorney retains outside firms when the type of litigation involved requires specialized expertise or where appropriate staffing resources are not available in-house. Funding is transferred from the Unappropriated Balance to the City Attorney budget during the fiscal year as needed, subject to the approval of the Mayor and City Council. This funding is separate from the \$4 million budgeted for law firms on the Attorney Conflicts Panel managed by the Office of the City Administrative Officer.

**Pipeline Abandonment Engineering Consulting Services - \$85,000.** Funding is set aside to hire a consultant to analyze the status and steps to abandoning a pipeline that came under the City's control due to bankruptcy court proceedings. The California Office of State Fire Marshal determined that the City is responsible for ongoing pipeline testing, maintenance, and annual State fees for the Whittier Pipeline (Venoco) unless it is properly abandoned.

**Police Department Sworn Overtime – Homelessness Initiatives - \$5,000,000.** Funding is set aside for the Police Department to provide patrol services surrounding 12 A Bridge Home sites that will begin operation in 2019-20. Additional funding (\$3.46 million) is provided in the Police Department budget to patrol the vicinity of the El Puente, Schrader, and Paloma sites.

**Police Department Sworn Overtime – Westlake/MacArthur Park - \$554,800.** Funding is set aside for half the cost of sworn deployment at the Westlake/MacArthur Park subway station. As part of the agreement with the Los Angeles County Metropolitan Transportation Authority (LACMTA), the City is required to reimburse the LACMTA half the cost of sworn deployments at the Westlake/MacArthur Park subway station.

**Police Department Targeted Sworn Recruitment - \$750,000.** Funding is set aside to enhance the recruitment of sworn officers within the Police Department. The Department projects that 2,800 to 3,200 officers will leave sworn service in the next five years. This funding would help achieve the goal of 2,800 new sworn hires within five years, including 780 women.

**Recreation and Parks SwimLA - \$1,300,000.** Funding is set aside for the Department of Recreation and Parks to provide the SwimLA Program; a program that subsidizes participation fees and increases service levels for underserved and economically disadvantaged youth. Full reimbursement by LA2028 for this amount is anticipated and contingent on a separate agreement between the City and LA2028.

**Recreation and Parks Youth Sports Expansion - \$1,000,000.** Funding is set aside to provide equitable recreational programming through subsidized participation fees and increased service levels for underserved and economically disadvantaged youth as part of the City's 2028 Olympic and Paralympic Games legacy youth recreational programs.

**Repayment for Community Development Block Grant Projects - \$1,974,594.** Funding is set aside for the second of three installments that resolves audit and review findings from the U.S. Department of Housing and Urban Development for past Community Development Block Grant projects (C.F. 17-1392-S1).

**Reserve for Extraordinary Liability - \$20,000,000.** Funding is set aside as a reserve for liability payouts, resulting from judgments or settlements stemming from tort and/or tax cases.

**Reserve for Mid-Year Adjustments - \$20,000,000.** Funding is set aside to address shortfalls that may arise during 2019-20. Of this amount, up to \$6.38 million may be used to meet the requirements of the Gang Injunction Settlement Agreement (C.F. 16-0081).

**Tax Studies - \$100,000.** Funding is set aside for various economic studies as requested by the City Council. These studies will provide a complete fiscal and economic analysis for various tax policy proposals, providing the City a strategic approach in using tax policy to augment its economic development efforts, as well as quantifying the resulting costs and benefits.

**U.S. Economic Development Administration Grant Obligation - \$1,302,978.** Funding is set aside for the City obligation to the U.S. Department of Commerce Economic Development Administration for past grant receipts related to a revolving loan program for business assistance.

# WATER AND ELECTRICITY

## BASIS FOR THE PROPOSED BUDGET

The 2019-20 Proposed Budget for Water and Electricity relates to current year funding as follows:

		<b>Amount</b>	<b>% Change</b>
2018-19 Adopted Budget	\$	44,000,000	
2019-20 Proposed Budget	\$	44,000,000	
Change from 2018-19 Budget	\$	-	0%

The 2018-19 Proposed Budget provides funding in the amount of \$4,706,000 for water and \$39,294,000 for electricity for a total appropriation of \$44,000,000. The Department of Recreation and Parks and the Bureau of Sanitation are billed directly and are not included in the Water and Electricity budget. The 2019-20 Proposed Budget represents no net change from the 2018-19 Adopted Budget. Prior year Water and Electricity encumbrances totaling \$2.7 million will be disencumbered to provide for projected increases in the water rates, electricity rates, and street lighting assessments.

## SUBFUNCTION INFORMATION AND CHANGES

Subfunction	2019-20 Proposed Budget	Change from 2018-19 Adopted Budget	Comments
Lighting of Streets	\$ 3,751,000	\$ --	Electricity is provided for public property lighting.
Aesthetic and Clean Streets and Parkways	1,102,000	--	Water is provided to clean streets and to water parkway landscaping.
Street and Highway Transportation	1,151,000	--	Electricity is furnished to the asphalt plants and service yards.
Educational Opportunities	4,615,000	--	Water and electricity are provided to the various libraries.
Public Buildings, Facilities, and Services	33,381,000	--	Water and electricity are provided to all public buildings maintained by the Department of General Services, including all fire and police stations.
<b>TOTAL</b>	<u>\$ 44,000,000</u>	<u>\$ 0</u>	

# 2019 TAX AND REVENUE ANTICIPATION NOTES

## DEBT SERVICE FUND

### BASIS FOR THE PROPOSED BUDGET

The 2019-20 Proposed Budget for the 2019 Tax and Revenue Anticipation Notes (TRAN) Debt Service Fund relates to current year funding as follows:

	2018-19 Adopted Budget	2019-20 Proposed Budget	% Change
Debt Service – Pension Fund	\$ 703,123,236	\$ 724,580,676	3.1%
Debt Service – Retirement Fund	497,577,492	568,301,837	14.2%
Debt Service – Cash Flow (Interest Only)	7,975,779	8,971,675	12.5%
<b>Total Debt Service</b>	<b>\$ 1,208,676,507</b>	<b>\$ 1,301,854,188</b>	<b>7.7%</b>

The 2019 TRAN Debt Service Fund is a special purpose fund established to pay debt service on notes issued to fund both the City’s annual contribution to the Fire and Police Pension Fund (Pension Fund) and the Los Angeles City Employees’ Retirement System Fund (Retirement Fund) as well as to alleviate the short-term cash flow deficits occurring early in the fiscal year when certain taxes and revenues have not yet been received.

Part of the 2019-20 appropriation to the TRAN Debt Service Fund includes the payment of the entire debt service on notes issued in relation to the Pension and Retirement Funds. Issuance of these notes will permit the City to make the entire annual contribution to the Retirement Fund and the Pension Fund in July 2019. This early payment will allow both the Pension and Retirement Funds to earn additional interest that will be used to discount the required City contribution without reducing the Funds’ annual receipts.

The appropriation of \$724.6 million in the Debt Service Fund is the estimated cost of repaying the entire principal and borrowing costs on the notes issued for the Pension Fund contribution for 2019-20.

The appropriation of \$568.3 million in the Debt Service Fund is the estimated cost of repaying the entire principal and borrowing costs on the notes issued for the Retirement Fund contribution for 2019-20. The special fund portion of the Retirement Fund contribution (\$117.5 million) will be paid by the proprietary departments (Airports and Harbor) and the pension systems (Los Angeles City Employees’ Retirement System and Los Angeles Fire and Police Pensions). The contribution also reflects the true up adjustment for the prior fiscal year resulting from the reconciliation of budgeted covered payroll with actual covered payroll.

The Controller’s Office has requested \$450 million to \$500 million in temporary cash flow borrowing. The issuance of these notes will permit the City to provide effective cash flow management for the City’s General Fund, the cost of which is less than borrowing internally from special funds. The principal portion of the TRAN for cash flow purposes has not been appropriated in the Budget, since this principal is treated as temporary borrowing rather than as expenditure. The cash flow appropriation of \$9.0 million is only for the interest portion of the debt service on the notes.

The principal and interest on the TRAN will be paid from the City’s General Fund revenues set aside during the fiscal year. Issuance of the TRAN for the prepayment of the Pension Fund and Retirement Fund, and for cash flow is combined to achieve efficiencies and will not contribute to the overall indebtedness of the City. The total savings from the Pension Fund and Retirement Fund prepayment is approximately \$42.2 million. After incorporating costs of issuance, the total net savings to the General Fund of issuing the TRAN is approximately \$19.8 million.

**THIS PAGE INTENTIONALLY LEFT BLANK**

**2019-20 PROPOSED BUDGET  
SUMMARY OF PROPOSED ALTERATIONS AND IMPROVEMENTS**

The Proposed Budget includes \$500,000 to continue support for the City's alterations and improvements, which are typically budgeted within the Department of General Services' (GSD) Construction Forces Division. Project highlights include: funding to maintain and repair portable emergency generators that act as reserve power for City facilities; funding for emergency repairs to ensure City facilities are code-compliant; funding for the abatement of health and safety issues such as mold, lead, and asbestos; funding for repairs and improvements such as paint, cabinetry, and office reconfiguration; funding to address electrical issues such as shortages, upgraded outlets, and wiring repairs; and, funding for improved accessibility in accordance with the Americans with Disabilities Act (ADA). Additional funding in the amount of \$2,123,768 is included for various improvements at Library and Police facilities.

**ALTERATIONS AND IMPROVEMENTS**

**General Categories:**

Emergency Generator Maintenance and Repair	\$	87,000
Emergency Alterations and Improvements		164,000
Imminent Hazard Abatement		75,000
Miscellaneous Repairs and Improvements		56,000
Ongoing Electrical Repair		70,000
Special ADA Projects		48,000
<b>Subtotal General Categories</b>	<b>\$</b>	<b>500,000</b>

**Department Specific Projects:**

Library *	In-house alterations and improvements program for branch libraries	\$	1,383,050
Library *	Central Library alterations and improvements		543,804
Police	Retrofit and upgrade paint spray booths at the Central Area and Van Nuys garages		186,914
Police	Correct the water drainage system at the West Valley, Rampart, Olympic, and Hollywood garages car wash facilities.		10,000

**Subtotal Department Projects**      **\$**      **2,123,768**

**Total 2019-20 Budget for Alterations and Improvement Projects**      **\$**      **2,623,768**

\* Funding for the Library Department Alterations and Improvements is included as an appropriation within the department budget and not included as an appropriation within GSD's budget. Funds may be transferred to GSD on an interim basis during the fiscal year.



**THIS PAGE INTENTIONALLY LEFT BLANK**

**2019-20 PROPOSED BUDGET - REPLACEMENT PROGRAM  
FLEET VEHICLES AND RELATED EQUIPMENT BY FUNDING SOURCE**

Vehicle or Equipment Classification	Fuel Type	Quantity	Unit Cost*	Total Cost*
<b>MUNICIPAL IMPROVEMENT CORPORATION OF LOS ANGELES (MICLA) FINANCING</b>				
<b>Fire Department</b>				
Ambulance	Diesel	15	\$ 194,000	\$ 2,910,000
Apparatus, 100 ft. Aerial Ladder	Diesel	4	1,287,000	5,148,000
Apparatus, Triple Combination	Diesel	4	849,000	3,396,000
Brush Patrol Truck	N/A	4	195,000	780,000
Crew Cab Pickup Truck (Emergency)	Diesel	11	66,000	726,000
Emergency Medical Services Command Vehicle	Gasoline	7	64,000	448,000
Fire Emergency Response Command Vehicle	Diesel	5	143,000	715,000
Fleet Utility Service Truck	Diesel	1	152,000	152,000
Forklift	LPG	1	100,000	100,000
Fuel Tender/Air Operations	Diesel	1	758,000	758,000
Hazardous Materials Truck	Diesel	1	1,036,000	1,036,000
Helicopter Auxiliary Power Unit Device	N/A	1	60,000	60,000
Sedan (Emergency)	Gasoline	20	42,000	840,000
Sedan (Non-Emergency)	Gasoline	17	38,000	646,000
<b>Radio Packages (to be installed in Fire vehicles)</b>				
Ambulance	N/A	15	30,000	450,000
Apparatus, 100 ft. Aerial Ladder	N/A	4	38,000	152,000
Apparatus, Triple Combination	N/A	4	38,000	152,000
Brush Patrol Truck	N/A	4	38,000	152,000
Emergency Medical Services Command Vehicle	N/A	7	30,000	210,000
Fire Emergency Response Command Vehicle	N/A	5	74,000	370,000
Fuel Tender/Air Operations	N/A	1	32,000	32,000
Hazardous Materials Truck	N/A	1	38,000	38,000
Light Vehicle (Emergency)	N/A	29	21,000	609,000
Light Vehicle (Non-Emergency)	N/A	20	6,000	120,000
<b>Total Fire Department</b>		<b>182</b>		<b>\$ 20,000,000</b>
<b>General Services Department</b>				
Sidewalk Sweepers	Gasoline	6	\$ 80,000	\$ 480,000
Construction Equipment	Electric	6	50,000	300,000
Construction Equipment	Propane	4	50,000	200,000
Construction Equipment	Gasoline	1	85,000	85,000
Trailers with Mounted Equipment	N/A	1	135,000	135,000
<b>Total General Services Department</b>		<b>18</b>		<b>\$ 1,200,000</b>
<b>Police Department</b>				
Dual Purpose Sedan	Gasoline	21	\$ 35,000	\$ 735,000
Undercover Vehicles	Gasoline/Electric	20	34,000	680,000
Police Airbus Helicopter AH125	Jet	1	6,380,323	6,380,323
<b>Total Police Department</b>		<b>42</b>		<b>\$ 7,795,323</b>
<b>Bureau of Street Services</b>				
Street Sweeper	CNG	13	\$ 440,000	\$ 5,720,000
Construction Equipment	Propane	1	50,000	50,000
<b>Total Bureau of Street Services</b>		<b>14</b>		<b>\$ 5,770,000</b>
<b>Bureau of Street Lighting</b>				
Derrick Truck	Diesel	3	\$ 400,000	\$ 1,200,000
Compressor Dump Truck	Diesel	2	205,000	410,000
<b>Total Bureau of Street Lighting</b>		<b>5</b>		<b>\$ 1,610,000</b>

**2019-20 PROPOSED BUDGET - REPLACEMENT PROGRAM  
FLEET VEHICLES AND RELATED EQUIPMENT BY FUNDING SOURCE**

<b>Vehicle or Equipment Classification</b>	<b>Fuel Type</b>	<b>Quantity</b>	<b>Unit Cost*</b>	<b>Total Cost*</b>
<b>Department of Transportation</b>				
Heavy Duty Truck (Class 7)	Gasoline	4	\$ 200,000	\$ 800,000
Heavy Duty Truck (Class 8)	Gasoline	2	150,000	300,000
Heavy Duty Truck (Class 8)	Diesel	1	400,000	400,000
Medium Duty Truck	Gasoline	8	140,000	1,120,000
<b>Total Department of Transportation</b>		<b>15</b>	<b>\$</b>	<b>\$ 2,620,000</b>
<b>Zoo Department</b>				
Sidewalk Sweepers	Gasoline	2	\$ 205,000	\$ 410,000
<b>Total Zoo Department</b>		<b>2</b>	<b>\$</b>	<b>\$ 410,000</b>
<b>Subtotal MICLA Financed</b>		<b>278</b>	<b>\$</b>	<b>\$ 39,405,323</b>
<b>SEWER CONSTRUCTION AND MAINTENANCE (SCM) FUND</b>				
<b>Department of Public Works - Bureau of Engineering</b>				
Light Duty Truck	Gasoline	2	\$ 39,333	\$ 78,666
<b>Total Bureau of Engineering</b>		<b>2</b>	<b>\$</b>	<b>\$ 78,666</b>
<b>Department of Public Works - Bureau of Sanitation</b>				
Service Truck	Gasoline	1	\$ 45,000	\$ 45,000
Service Truck with Liftgate	Gasoline	1	48,000	48,000
Service Truck with Utility Attachments	Gasoline	1	65,000	65,000
Passenger Van	Gasoline/Electric	1	37,000	37,000
Truck less than 10,000 lbs	Gasoline	2	35,000	70,000
Utility Scooter	Gasoline	1	48,000	48,000
Utility Truck with Flatbed and Rack	Gasoline	2	35,000	70,000
Vacuum Tank Trailer	CNG	2	420,000	840,000
Sedan	Electric	1	40,000	40,000
Sedan	Gasoline	1	30,000	30,000
Dump Truck	Gasoline	1	130,000	130,000
Truck between 10,000 lbs to 26,000 lbs	Gasoline	3	120,000	360,000
Hydro Flusher	CNG	7	440,000	3,080,000
<b>Total Bureau of Sanitation</b>		<b>24</b>	<b>\$</b>	<b>\$ 4,863,000</b>
<b>Subtotal SCM Financed</b>		<b>26</b>	<b>\$</b>	<b>\$ 4,941,666</b>
<b>GENERAL FUND</b>				
<b>Police Department</b>				
Automobiles (lease)	Electric	260	\$ 7,571	\$ 1,968,460
Black-and-White	Gasoline	140	58,590	8,202,600
Slick Top Black-and-White	Gasoline	26	47,035	1,222,910
Motorcycles	Gasoline	20	28,725	574,500
<b>Total Police Department</b>		<b>446</b>	<b>\$</b>	<b>\$ 11,968,470</b>
<b>Subtotal General Fund Financed</b>		<b>446</b>	<b>\$</b>	<b>\$ 11,968,470</b>
<b>Total - Replacement Program*</b>		<b>750</b>	<b>\$</b>	<b>\$ 56,315,459</b>

\*The unit cost and total cost included in this schedule may vary slightly from budgeted General Fund, MICLA, and special fund amounts. Budgeted amounts typically allow for minor cost variations that may occur at the time of purchase.

**2019-20 PROPOSED BUDGET - NEW VEHICLE PROGRAM  
FLEET VEHICLES AND RELATED EQUIPMENT BY FUNDING SOURCE**

<b>Vehicle or Equipment Classification</b>	<b>Fuel Type</b>	<b>Quantity</b>	<b>Unit Cost*</b>	<b>Total Cost*</b>
<b>MUNICIPAL IMPROVEMENT CORPORATION OF LOS ANGELES (MICLA) FINANCING</b>				
<b>Bureau of Sanitation</b>				
<b>Clean Streets</b>				
Semi-auto Loader	CNG	2	\$ 377,000	\$ 754,000
Pickup Truck	Gasoline	1	45,000	45,000
<b>HOPE Teams</b>				
Front Loader Truck	CNG	11	333,000	3,663,000
Heavy Duty Hazardous Material Vehicle	Gasoline	22	157,000	3,454,000
<b>Total Bureau of Sanitation</b>		<b>36</b>	<b>\$</b>	<b>7,916,000</b>
<b>Bureau of Street Services</b>				
<b>Tree Watering</b>				
Pickup Truck	Gasoline	1	\$ 85,000	\$ 85,000
Truck Stake Bed with Lift Gate	Gasoline	2	100,000	200,000
Water Buffalo Trailer	Gasoline	2	50,000	100,000
<b>Sidewalk Vending Program</b>				
Sedans	Electric	10	45,000	450,000
<b>Total Bureau of Street Services</b>		<b>15</b>	<b>\$</b>	<b>835,000</b>
<b>Department of Recreation and Parks</b>				
Utility Trucks	Gasoline	4	\$ 60,000	\$ 240,000
Utility Bed Pickups	Gasoline	2	60,000	120,000
<b>Total Department of Recreation and Parks</b>		<b>6</b>	<b>\$</b>	<b>360,000</b>
<b>Zoo Department</b>				
Bobcat	Diesel	1	\$ 85,000	\$ 85,000
<b>Total Zoo Department</b>		<b>1</b>	<b>\$</b>	<b>85,000</b>
<b>Total MICLA Financed</b>		<b>58</b>	<b>\$</b>	<b>9,196,000</b>
<b>MEASURE M LOCAL RETURN FUND</b>				
<b>Bureau of Engineering</b>				
Van	Gasoline	1	\$ 90,000	\$ 90,000
<b>Total Bureau of Engineering</b>		<b>1</b>	<b>\$</b>	<b>90,000</b>
<b>Total Measure M Financed</b>		<b>1</b>	<b>\$</b>	<b>90,000</b>
<b>STREET DAMAGE RESTORATION FEE (SDRF) FUND</b>				
<b>Bureau of Engineering</b>				
Van	Gasoline	1	\$ 90,000	\$ 90,000
<b>Total Bureau of Engineering</b>		<b>1</b>	<b>\$</b>	<b>90,000</b>
<b>Total SDRF Financed</b>		<b>1</b>	<b>\$</b>	<b>90,000</b>
<b>Total - New Vehicle Program*</b>		<b>60</b>	<b>\$</b>	<b>9,376,000</b>
<b>Grand Total - New and Replacement Vehicle Programs*</b>		<b>810</b>	<b>\$</b>	<b>65,691,459</b>

\*The unit cost and total cost included in this schedule may vary slightly from budgeted General Fund, MICLA, and special fund amounts. Budgeted amounts typically allow for minor cost variations that may occur at the time of purchase.

**THIS PAGE INTENTIONALLY LEFT BLANK**

# HOMELESS BUDGET

## BASIS FOR THE PROPOSED BUDGET

The 2019-20 Proposed Budget for homeless-related expenditures relates to current year funding as follows:

	<b>General Fund</b>	<b>Special Funds</b>	<b>Total</b>	<b>% Change</b>
2018-19 Adopted Budget (revised)	\$ 97,172,672	\$ 281,692,391	\$ 378,865,063	
2019-20 Proposed Budget	\$ 100,695,572	\$ 321,220,121	\$ 421,915,693	
Change from 2018-19 Budget	\$ 3,522,900	\$ 39,527,730	\$ 43,050,630	11.4%

The Homeless Budget describes funding included in the Budget for the provision of housing and services to homeless individuals and families in the City. Items included as part of the Homeless Budget are funded within the individual budgets for the Los Angeles Homeless Services Authority (LAHSA), City departments, the General City Purposes (GCP) budget, and the Unappropriated Balance (UB).

Proposition HHH (Prop HHH), approved by voters in November 2016, authorizes the City to issue up to \$1.2 billion in General Obligation (GO) bonds to finance the development of permanent supportive housing, affordable housing, and facilities. Permanent Supportive Housing (PSH) units house chronically homeless and homeless households. PSH is housing combined with services, which may include mental and health services, drug and alcohol treatment, and education and job training. GO bond proceeds may also fund facilities that provide services to the homeless, such as service centers, health centers, shelters, storage, and shower facilities. Bond proceeds may only be used for “bricks and mortar (capital),” not operations or services. The 2019-20 Special Fund amount includes the total amount of Prop HHH funding proposed for PSH projects in the 2019-20 Prop HHH Project Expenditure Plan (PEP). Only housing projects which will start construction in 2019-20 are included in the PEP. Prop HHH bond issuances require Council and Mayor approval.

In addition to General Fund and Special Fund allocations included within the Proposed Budget, the State of California awarded the City of Los Angeles a grant of \$85,013,607 in October 2018 under its Homeless Emergency Aid Program (HEAP), which was established by statute to provide localities with one-time flexible block grant funds to address their immediate homelessness challenges. These funds will be used to support A Bridge Home construction and operations, additional temporary housing beds, outreach teams, hygiene facilities, and other services throughout the city. 100% of HEAP funds received must be expended by June 30, 2021.

## LOS ANGELES HOMELESS SERVICES AUTHORITY

The Los Angeles Homeless Services Authority (LAHSA) is a Joint Powers Authority created and designated by the City and County of Los Angeles to act on behalf of both entities to address homelessness. LAHSA is a direct administrator of publicly-funded homeless programs throughout the Los Angeles region. LAHSA advises and participates in the framing of major public programs that affect people experiencing homelessness.

<b>Los Angeles Homeless Services Authority</b>	<b>2018-19 Adopted Budget</b>	<b>2019-20 Proposed Budget</b>
<ul style="list-style-type: none"> <li>● <b>Administration and Operations</b> - In addition to managing and administering the programs noted below, the proposed funding will support LAHSA's capacity to manage over \$37 million in U.S. Department of Housing and Urban Development (HUD) McKinney-Vento program funding for the City's Continuum of Care (CoC).</li> </ul>	\$ 2,785,471	\$ 3,224,664
<ul style="list-style-type: none"> <li>● <b>Annual Homeless Point-in-Time Count</b> – The U.S. Department of Housing and Urban Development (HUD) requires an annual census of those experiencing homelessness during the last 10 days of January for local jurisdictions to receive McKinney-Vento Homeless Assistance Grant funding. The census is a community-wide effort, funded equally by the City and County, and made possible with the support of over 7,500 volunteers.</li> </ul>	750,000	750,000
<ul style="list-style-type: none"> <li>● <b>C3 Partnership - Skid Row</b> – C3 (City+County+Community) is a partnership designed to systematically engage people and help them regain health and housing stability. This request includes funding for the Street Based Engagement Director at the Community Partner agencies and continue the contract with Los Angeles County Department of Health Services.</li> </ul>	325,000	325,000
<ul style="list-style-type: none"> <li>● <b>Centralized Training Academy</b> – The Centralized Training Academy (CTA) is a countywide training and education resource that provides consistent access to training opportunities through different learning tracks relevant to staff working in roles that provide both direct and indirect services to individuals and families experiencing homelessness. Users include LAHSA staff, subcontractors, and government agencies. Funding provided for Trauma Informed Care in 2018-19 to support the training of City employees has been included in this expanded program.</li> </ul>	-	25,000
<ul style="list-style-type: none"> <li>● <b>Continuum of Care (CoC) Coordinated Assessment Match</b> – This match funds the City's portion of HUD grant-funded administrative oversight, operation, and ongoing improvements to coordinated entry systems. An equal amount of funding is provided by the County of Los Angeles.</li> </ul>	59,883	59,883
<ul style="list-style-type: none"> <li>● <b>Continuum of Care (CoC) Planning Program Grant Match</b> – This match leverages HUD grant funds and continues implementation of local strategic planning initiatives. An equal amount of funding is provided by the County of Los Angeles.</li> </ul>	156,250	156,250
<ul style="list-style-type: none"> <li>● <b>Coordinated Entry System (CES) Crisis and Bridge Housing for Families, Singles, and Youth and Rapid Re-Housing for Families</b> – This program funds basic emergency shelter and case management services to offer a safe and secure shelter to families, men, women, and transition-age youth (18-24) who need shelter and access to showers and meals for a brief period (usually less than 30 days) before resolving the issues that caused their homeless episode. In addition to crisis and bridge housing, it also provides rapid re-housing for families. CES identifies the most appropriate intervention based on each client's needs and prescribes pathways to those interventions across all components of the homeless services system.</li> </ul>	10,726,609	10,726,609

<u>Los Angeles Homeless Services Authority</u>	<u>2018-19 Adopted Budget</u>	<u>2019-20 Proposed Budget</u>
<ul style="list-style-type: none"> <li>● <b>Coordinated Entry System (CES) Navigation Centers</b> – Partial year operational funding is provided for three navigation centers in Council District 2, 8, and 15. These City-sponsored Proposition HHH-funded facilities are expected to complete construction and begin operation in 2019-20. Centers provide access to hygiene facilities (restrooms, showers, laundry), storage options, and case management services for individuals and families experiencing or at risk of</li> </ul>	\$ -	\$ 1,600,000
<ul style="list-style-type: none"> <li>● <b>Coordinated Entry System (CES) Regional Coordination</b> – Regional coordination across the Coordinated Entry System (CES) ensures that individuals and families experiencing homelessness throughout the system receive assessments and access to housing and services, so that they may be rapidly connected to the most appropriate housing and service intervention(s). CES lead providers oversee and coordinate engagement, assessment, and interim support of those experiencing homelessness.</li> </ul>	700,000	700,000
<ul style="list-style-type: none"> <li>● <b>Homeless Engagement Teams (HETs)</b> – Homeless Engagement Teams (HETs) conduct direct outreach to homeless individuals who typically do not seek shelter or service programs of their own initiative. This outreach facilitates better access to City and County homeless resources, including the CES. A portion of these teams also support the Bureau of Sanitation's Clean Streets LA (CSLA) program. The increase supports full-year funding for 15 teams (funded at six-months funding in 2018-19) to support A Bridge Home sites, 10 Citywide teams, and three geographically-targeted teams in Hollywood, the Civic Center, and the 110 freeway/Broadway corridor.</li> </ul>	3,991,967	5,451,376
<ul style="list-style-type: none"> <li>● <b>Homeless Engagement Teams (HETs) - Homeless Outreach and Partnership Endeavor (HOPE) Teams</b> – Homeless Engagement Teams (HETs) conduct direct outreach, in conjunction with Los Angeles Police Department Homeless Outreach and Partnership Endeavor (HOPE) teams, to homeless individuals who typically do not seek shelter or service programs of their own initiative. This outreach facilitates better access to City and County homeless resources, including the Coordinated Entry System (CES). The increased funding will support the 13 existing teams at full-year funding; four of these teams were funded at six-months in 2018-19 to support clean-ups related to the A Bridge</li> </ul>	2,140,915	2,530,996
<ul style="list-style-type: none"> <li>● <b>Homeless Engagement Teams (HETs) - Unified Homelessness Response Center (UHRC) Dedicated Manager</b> – Funding is provided for a dedicated Homeless Engagement Team (HET) manager at the City's Unified Homelessness Response Center (UHRC), which brings together all critical City departments to respond in a collaborative and coordinated fashion to issues related to homeless encampments and individuals experiencing homelessness, protecting the public health and safety of all Angelenos. The UHRC provides a space for a more timely and effective response to homelessness, leading with services grounded in a unified incident command structure.</li> </ul>	-	132,744
<ul style="list-style-type: none"> <li>● <b>Homeless Management Information System (HMIS) Cash Match</b> - To receive over \$37 million annually in McKinney-Vento Homeless Act funds through HUD, the Los Angeles Continuum of Care (CoC) is required to implement and operate a Homeless Management Information System (HMIS) that tracks homeless population demographics, services, and outcomes for all homeless service providers in the CoC. The proposed increase supports increased use of the system, additional user licenses and features. An equal amount of funding is provided by the County of Los Angeles.</li> </ul>	222,888	405,888



<u>Los Angeles Homeless Services Authority</u>	<u>2018-19 Adopted Budget</u>	<u>2019-20 Proposed Budget</u>
<ul style="list-style-type: none"> <li>● <b>Oasis at San Julian Center</b> – The Oasis at San Julian will provide shelter and recuperative services for individuals experiencing homelessness who would benefit from clinical health services but do not require hospitalization. The Oasis replaces the Downtown Drop-In Center and will be operational in July 2019. The Emergency Solutions Grant (ESG) funding is proposed in the Consolidated Plan to fully replace previous General Fund allocations for this program; as such no funding is provided for 2019-20.</li> </ul>	\$ 348,474	\$ -
<ul style="list-style-type: none"> <li>● <b>Operation Healthy Streets (OHS)</b> – This program provides outreach services, restroom and bathing facilities, temporary storage, and mandatory 90-day storage for homeless individuals to meet public health requirements for clean streets. Funding is also included for the operation of the ReFresh Spot on Crocker Street.</li> </ul>	5,254,006	5,254,102
<ul style="list-style-type: none"> <li>● <b>People Experiencing Homelessness Study</b> - Funding provided in 2018-19 matched a County contribution to evaluate and address the disproportionate amount of African Americans experiencing homelessness in Los Angeles. These funds were used to hire a facilitator and publish a report with recommendations, released in February 2019. No funding is provided in 2019-20.</li> </ul>	50,000	-
<ul style="list-style-type: none"> <li>● <b>Public Right-of-Way Storage Program</b> – This funding ensures the availability and adequacy of regional storage capacity for personal property relative to public right-of-way cleanups. Funds are used to support the Clean Streets LA operations and expand the regional storage capacity. The proposed decrease reflects contract cost savings identified for the additional voluntary storage added in 2018-19.</li> </ul>	1,000,000	754,000
<ul style="list-style-type: none"> <li>● <b>Safe Parking</b> – Funding is provided to continue five Safe Parking Programs for families and individuals experiencing homelessness who are reliant on their vehicles for shelter. Programs provide a safe parking location and related services. Additional funding is provided for six new sites scheduled to open in Spring 2019.</li> </ul>	347,000	1,618,073
<ul style="list-style-type: none"> <li>● <b>Shelter Program</b> – The Shelter Program leverages over \$2 million in HUD Emergency Solutions Grant funding to increase emergency shelter bed capacity in the City by over 800 additional emergency shelter beds from December through February of each year. This safety net program assists unsheltered individuals experiencing homelessness during cold winter months. During a typical period of operation, over 80,000 emergency shelter bed nights are provided within the city limits of Los Angeles.</li> </ul>	1,756,722	1,756,722
<ul style="list-style-type: none"> <li>● <b>Trauma Informed Care</b> – Funding was provided in 2018-19 to conduct trauma informed care for City first responders from the Los Angeles Police Department, Park Rangers, Department of Transportation Parking Enforcement Officers, and Building and Safety Inspectors. Funding for this program in 2019-20 is continued under the Centralized Training Academy program, above.</li> </ul>	25,000	-
<b>LAHSA Subtotal</b>	<b><u>\$ 30,640,185</u></b>	<b><u>\$ 35,471,307</u></b>

## CITY DEPARTMENTS

City departments complement the work of the Los Angeles Homeless Services Authority (LAHSA) to help design, implement, and coordinate the efficient provision of services to individuals and families in the City to ultimately end homelessness.

	2018-19 Adopted Budget	2019-20 Proposed Budget
<b>Aging</b>		
<ul style="list-style-type: none"> <li>● <b>Older Workers Employment Program</b> – Funding is provided for part-time, work-based training opportunities at local community service agencies for older unemployed individuals who have poor employment prospects and for departmental staff to support this program.</li> </ul>	\$ 622,000	\$ 562,872
<b>Animal Services</b>		
<ul style="list-style-type: none"> <li>● <b>Homeless Services Support/Pet Resource Centers</b> – Funding for one Animal Control Officer I position is included in the Animal Services base budget to provide departmental liaison services to the homeless community.</li> </ul>	61,983	58,897
<b>City Administrative Officer</b>		
<ul style="list-style-type: none"> <li>● <b>Citywide Homeless Initiative</b> – Funding is provided for one Senior Administrative Analyst I for the Citywide Homeless Initiative to support and expedite efforts to implement and monitor the City's Comprehensive Homeless Strategy. One Administrative Analyst II resolution authority previously authorized for this purpose is not continued.</li> </ul>	40,300	93,190
<ul style="list-style-type: none"> <li>● <b>Citywide Homeless Coordinator</b> – Funding is provided for one Chief Administrative Analyst and one Administrative Analyst II to address and manage homelessness issues as directed in the Comprehensive Homeless Strategy (C.F. 15-1138-S1).</li> </ul>	204,644	220,554
<ul style="list-style-type: none"> <li>● <b>Proposition HHH Facilities Bond Program</b> – Funding is provided for one Administrative Analyst II for the Homelessness Reduction and Prevention, Housing, and Facilities Bond Issue Program (Proposition HHH).</li> </ul>	74,600	93,190
<b>City Attorney</b>		
<ul style="list-style-type: none"> <li>● <b>Proposition HHH - Legal Support</b> – Funding is provided for one Deputy City Attorney II to provide legal support for the Homelessness Reduction and Prevention, Housing, and Facilities Bond Issue Program (Proposition HHH).</li> </ul>	135,736 *	137,119
<ul style="list-style-type: none"> <li>● <b>Proposition HHH - Additional Legal Support</b> – Nine-months funding is provided for two positions consisting of one Deputy City Attorney II and one Paralegal I, subject to pay grade determination by the Office of the City Administrative Officer, employee Relations Division, to provide legal support for the Homelessness Reduction and Prevention, Housing, and Facilities Bond Issue Program (Proposition HHH).</li> </ul>	-	158,228

	<u>2018-19 Adopted Budget</u>	<u>2019-20 Proposed Budget</u>
<b>City Planning</b>		
<ul style="list-style-type: none"> <li>● <b>Housing Unit</b> – The unit provides case management services for entitlement cases with housing development activities. Positions provide expertise in housing development and coordinate with other City agencies to help resolve issues related to affordable housing/permanent supportive housing development throughout the project entitlement and permitting process. The total amount is comprised of General Fund (\$177,742) and special funds (\$382,240).</li> </ul>	\$ 543,219	\$ 559,982
<b>Disability</b>		
<ul style="list-style-type: none"> <li>● <b>Syringe Exchange</b> – Funding is continued to provide syringe exchange to homeless individuals with HIV/AIDS.</li> </ul>	30,000	30,000
<ul style="list-style-type: none"> <li>● <b>Unified Homeless Response Center Staff Enhancement</b> – Funding for one Community Program Assistant I is provided in the Department's budget to act as a liaison between the Department and the Mayor's Unified Homeless Response Center, and the City's Comprehensive Homeless Strategy stakeholders.</li> </ul>	-	44,805
<b>Economic and Workforce Development Department (EWDD)</b>		
<ul style="list-style-type: none"> <li>● <b>LA RISE</b> – Funding is continued for the Los Angeles Regional Initiative for Social Enterprise (LA RISE) that provides job development activities for homeless individuals. These activities include subsidized employment for individuals with a history of homelessness, supportive case management designed to help prepare participants for continued employment, and training in both hard and soft skills. The program services are implemented through EWDD's existing network of 17 WorkSource Centers throughout the City.</li> </ul>	2,000,000	2,000,000
<b>Fire</b>		
<ul style="list-style-type: none"> <li>● <b>Advanced Provider Response Unit (APRU)</b> – Funding is provided for one EMS Advanced Provider and one Firefighter III/Paramedic to provide emergency medical assistance, respond to non-urgent, low acuity-level call requests, and provide intervention services to 9-1-1 "super user" patients in Skid Row and surrounding areas.</li> </ul>	240,444 *	226,073
<ul style="list-style-type: none"> <li>● <b>Fast Response Vehicle</b> – Funding is provided for two Firefighter IIIs to staff a Fast Response Vehicle (FRV) operating as a mobile triage unit at Fire Station 9 in the Skid Row area. The 2019-20 increase reflects nine-months funding provided for four additional Firefighter IIIs to expand FRV coverage at Fire Station 9. Funding is also included in the Sworn Bonuses and Overtime, Constant Staffing accounts.</li> </ul>	231,790	702,888
<ul style="list-style-type: none"> <li>● <b>SOBER Unit</b> – One EMS Nurse Practitioner, one Firefighter III/Paramedic, and one case worker to provide emergency medical assistance and referral to the Sobering Center operated by the County Department of Health Services (DHS) in the Skid Row area were funded off-budget through the Innovation Fund and County funding in 2018-19. Six-months funding is provided for one Firefighter III/Paramedic to continue support of the SOBER Unit deployment.</li> </ul>	-	57,597

	<u>2018-19 Adopted Budget</u>	<u>2019-20 Proposed Budget</u>
<b>General Services Department</b>		
<ul style="list-style-type: none"> <li>● <b>Comprehensive Homeless Strategy</b> – Funding is provided to perform appraisals, title reports, and review of City-owned property in support of the Comprehensive Homeless Strategy, including Proposition HHH and A Bridge Home.</li> </ul>	\$ 100,000	\$ 100,000
<ul style="list-style-type: none"> <li>● <b>Custodial Services for the Los Angeles City Mall</b> – Funding is provided for monthly pest control (\$200,000) and pressure washing (\$100,000) services at the LA City Mall and surrounding municipal buildings.</li> </ul>	300,000	300,000
<ul style="list-style-type: none"> <li>● <b>Hepatitis A Prevention and Custodial Service Increases</b> – Funding is provided for three Custodians to address Hepatitis A concerns at the Central Library. Funding in the base budget includes increased costs for contracted employees and vendor supplies at various branch libraries. Funding will be reimbursed by the Library Department.</li> </ul>	382,332	413,453
<ul style="list-style-type: none"> <li>● <b>Homeless Satellite Station</b> – One-time funding was provided in 2018-19 to repair the heating, ventilation, and air conditioning system for the Homeless Satellite Deployment and Information Desk.</li> </ul>	21,000	-
<ul style="list-style-type: none"> <li>● <b>Sale of City-Owned Property</b> – Funding is included in the base budget for one Senior Real Estate Officer position to assist with the disposition of properties connected to the Comprehensive Homeless Strategy.</li> </ul>	124,619 *	122,120
<b>Housing and Community Investment Department</b>		
<ul style="list-style-type: none"> <li>● <b>Domestic Violence Shelter Operations Support</b> – Funding is provided for one Project Coordinator and one Management Analyst. One Project Assistant position is not continued. Funding is provided for the Domestic Violence Shelter Operations Program to maintain the current level of services. Partial funding is provided by the Community Development Trust Fund (\$41,793).</li> </ul>	1,387,793	1,750,629
<ul style="list-style-type: none"> <li>● <b>Expansion of Domestic Violence Shelter Operations</b> – One-time funding was provided in 2018-19 to support an expansion of the Domestic Violence Shelter Operation Program to provide additional shelters, additional services, and improve habitability at each shelter, as well as funding and resolution authority for one Management Analyst for Domestic Violence and Human Trafficking Shelter Operations. Funding for 2019-20 is included in the proposed Consolidated Plan for Program Year 45 (\$2,768,673).</li> </ul>	3,178,598	-
<ul style="list-style-type: none"> <li>● <b>Human Trafficking Shelter Pilot Program</b> - Funding is continued for the Human Trafficking Shelter Pilot Program to continue to offer safe, conditional housing through two 24-hour shelters.</li> </ul>	800,000	800,000

	2018-19 Adopted Budget	2019-20 Proposed Budget
<ul style="list-style-type: none"> <li> <b>Oversight and Reporting of LAHSA's Homeless Services</b> – Funding is provided for four positions consisting of one Project Coordinator, one Senior Project Coordinator, and two Management Analysts to provide oversight of the Los Angeles Homeless Services Authority's homeless services programs. These positions were previously authorized under several service delivery and program management services funded by various federal, state, and local grants. Partial funding is provided by the Community Development Trust Fund (\$68,003) and the Federal Emergency Solutions Grant Fund (\$54,331). </li> </ul>	\$ 423,947	\$ 357,370
<ul style="list-style-type: none"> <li> <b>Proposition HHH</b> – Funding is provided for 14 positions consisting of six Finance Development Officer Is, two Finance Development Officer IIs, one Community Housing Program Manager, one Rehabilitation Construction Specialist II, and four Management Analysts to provide underwriting support for the Homelessness Reduction and Prevention, Housing, and Facilities Bond Issue Program (Proposition HHH). </li> </ul>	1,173,113	1,389,090
<b>Mayor</b>		
<ul style="list-style-type: none"> <li> <b>Homelessness Policy and Implementation Support</b> – Funding is provided for the Mayor's Office to support initiatives to address homelessness within the City of Los Angeles. Increased funding is provided for the creation of the Office of Citywide Homelessness Initiatives that oversees the development and execution of street-level coordination around homeless encampments, bridge housing projects, Skid Row interventions, and affordable/permanent supportive housing production. </li> </ul>	400,000	860,000
<b>Police Department</b>		
<ul style="list-style-type: none"> <li> <b>A Bridge Home Sites</b> – Funding is provided for sworn overtime to patrol the vicinity of the El Puente, Schrader, and Paloma Bridge Housing sites for 12 months, for 24 hours per day, seven days per week. Additional funding of \$5.0 million is provided in the Unappropriated Balance for security at other A Bridge Home facilities to be opened in 2019-20. </li> </ul>	-	3,462,156
<ul style="list-style-type: none"> <li> <b>Homeless Coordinator Resources</b> – Funding and position authority is provided for one Police Sergeant II and one Secretary for the Office of Operations' Homeless Coordinator. This Office coordinates the Department's response to crime and quality of life issues for residents, business owners, and visitors to the City and ensures the Department's alignment with the Mayor and Council's homelessness policies and priorities. </li> </ul>	-	79,248
<ul style="list-style-type: none"> <li> <b>Proactive Engagement Staff/Support for Public Right-of-Way Clean Up</b> – Funding is provided for the redeployment of resources to support the implementation of expanded public right-of-way clean up and related outreach services (HOPE Teams) by LAHSA and the Bureau of Sanitation. Funding supports four Sergeants and 40 Police Officers that comprise the HOPE Teams. </li> </ul>	4,706,400	4,706,400

	<b>2018-19 Adopted Budget</b>	<b>2019-20 Proposed Budget</b>
<ul style="list-style-type: none"> <li> <b>Resource Enhancement Services and Enforcement Team</b> – Funding is provided for one Police Lieutenant I and one Police Officer III for the Central Bureau Citywide Homelessness Coordinator's Office, which coordinates the Department's response to crime and quality of life issues for residents, business owners, and visitors to the City and ensures the Department's alignment with the Mayor and Council's homelessness policies and priorities. The proposed increase reflects full-year funding for both positions. </li> </ul>	\$ 50,556	\$ 248,748
<ul style="list-style-type: none"> <li> <b>Unified Homeless Response Center</b> – Funding is provided for four Police Officer II positions to staff the Unified Homeless Response Center with one officer allocated to the Mayor's Office and three officers allocated to the Command Post. These officers will ensure coordination of City services relative to homelessness, including the City's Clean Street Los Angeles, Operation Healthy Streets, and the Skid Row Americans with Disabilities "Right of Way" Compliance </li> </ul>	-	418,905
<b>Public Works, Board of Public Works</b>		
<ul style="list-style-type: none"> <li> <b>Accounting Support for Proposition HHH and Road Maintenance and Rehabilitation Fund (SB1)</b> – Partial funding was provided in 2018-19 for one Accountant to provide accounting and financial support services for the Proposition HHH General Obligation Bond program and to support the SB1 Program. The 2018-19 amount reflects only the Proposition HHH portion of the position. The position is not continued in 2019-20. </li> </ul>	16,240	-
<ul style="list-style-type: none"> <li> <b>Mobile Pit Stop Program</b> – One Senior Management Analyst I will provide program management and oversight of the Mobile Pit Stop Program and Mobile Showers expansion, which increases availability of public bathrooms and showers for persons experiencing homelessness. Funding will be provided by the State Homeless Emergency Aid Program as an interim appropriation. </li> </ul>	-	-
<b>Public Works, Bureau of Engineering</b>		
<ul style="list-style-type: none"> <li> <b>City Homeless Facilities Services</b> – One Senior Architect and one Architect will provide design and project management for capital projects involving new City facilities that provide services to the City's homeless population. Funding for eligible costs will be provided through interim appropriations from Proposition HHH, up to \$303,049. </li> </ul>	-	-
<ul style="list-style-type: none"> <li> <b>Continuation of A Bridge Home Program</b> – Resolution authority is provided for one Senior Architect and one Architect to provide design and project management for capital projects involving new City facilities that provide services to the City's homeless population. Funding will be provided through interim appropriations. </li> </ul>	-	-

	<u>2018-19 Adopted Budget</u>	<u>2019-20 Proposed Budget</u>
<b>Public Works, Bureau of Sanitation</b>		
<ul style="list-style-type: none"> <li>● <b>Homeless Outreach Proactive Engagement (HOPE) Teams</b> – Funding is provided for 47 positions to staff 10 HOPE Teams. These positions consist of two Chief Environmental Compliance Inspector Is, four Senior Environmental Compliance Inspectors, 20 Environmental Compliance Inspectors, 10 Refuse Collection Truck Operator IIs, 10 Maintenance Laborers, and one Public Relations Specialist II. These positions are responsible for keeping the City's sidewalks and other public areas safe, clean, sanitary, and accessible for public use by all individuals in accordance with the provisions of Los Angeles Municipal Code Section 56.11. One team is deployed to each of the four Los Angeles Police Department Bureaus, another team is deployed to the Los Angeles River, and the remaining teams are deployed to the highest need areas of the City. Funding provided in 2018-19 supported nine HOPF teams.</li> </ul>	\$ 5,622,015 *	\$ 5,985,704
<ul style="list-style-type: none"> <li>● <b>Clean Streets Los Angeles Program</b> – Funding is provided for 109 positions to staff 10 CSLA Teams. These positions consist of 1 Chief Environmental Compliance Inspector II, two Refuse Collection Superintendents, 10 Refuse Collection Supervisors, three Senior Environmental Compliance Inspectors, 20 Environmental Compliance Inspectors, 30 Refuse Collection Truck Operators, 40 Maintenance Laborers, one Management Analyst, and two Administrative Clerks. These teams are responsible for removing abandoned waste from the public right-of-way and cleaning homeless encampments. These teams are deployed to the highest need areas of the City. The increase in funding reflects full-year funding for existing teams. In addition, funding is provided in the Unappropriated Balance to add 11 additional four-person crews and the associated expenses to augment these clean-up efforts.</li> </ul>	11,317,772 *	14,247,151
<ul style="list-style-type: none"> <li>● <b>Clean Streets Los Angeles Miscellaneous Expenses</b> – One-time funding was provided in 2018-19 in the Operating Supplies Account (\$52,201) for various tools and protective equipment and gear and Furniture, Office, and Technical Equipment Account (\$50,000) to purchase handheld devices to detect narcotics, explosives, and toxic substances. This request supports homeless encampment clean-ups in addition to other waste removal operations in the public right-of-way.</li> </ul>	102,201	-
<ul style="list-style-type: none"> <li>● <b>Clean Streets Related Costs</b> – The Clean Streets Program addresses illegal dumping, alleyway cleanups, and homeless encampments. Funding for the Clean Streets Program is provided directly in the Bureau of Sanitation's operating budget. Funds are provided in the General City Purposes Budget to reimburse the Solid Waste Resources Revenue Fund for indirect costs for the Clean Streets Program including vehicle fuel, vehicle depreciation, and fleet maintenance expenses. This request supports homeless encampment clean-ups in addition to other waste removal operations in the public right-of-way. The increase supports positions added for 2019-20.</li> </ul>	1,128,213	1,617,762



	<u>2018-19 Adopted Budget</u>	<u>2019-20 Proposed Budget</u>
<ul style="list-style-type: none"> <li>● <b>Clean Streets Safety and Training Program</b> – Funding is provided for one Refuse Crew Field Instructor to conduct training on the proper and safe operation of refuse collection vehicles and equipment. In addition, this position will proactively identify and correct work hazards and train employees on proper work techniques and field practices to prevent injuries.</li> </ul>	\$ -	\$ 61,062
<ul style="list-style-type: none"> <li>● <b>Operation Healthy Streets (OHS)</b> – Funding is included for 11 positions consisting of four Environmental Compliance Inspectors, three Wastewater Collection Worker IIs, one Senior Environmental Compliance Inspector, one Refuse Collection Truck Operator II, and one Maintenance Laborer. This team provides comprehensive cleanups and hazardous waste removal in the downtown Los Angeles and Venice Skid Row areas.</li> </ul>	1,601,306	2,188,057
<b>Recreation and Parks</b>		
<ul style="list-style-type: none"> <li>● <b>24-Hour Public Restroom Access (Venice)</b> – Funding is included in the base budget to allow year-round 24-hour access to one public restroom (ten stalls) at Venice Beach.</li> </ul>	222,241 *	222,164
<ul style="list-style-type: none"> <li>● <b>Bulky Item Illegal Dumping Crew</b> – Funding is provided for seven positions consisting of three Gardener Caretakers, one Equipment Operator, one Park Ranger, one Electrician, and one Plumber to staff a dedicated Bulky Item Illegal Dumping Crew.</li> </ul>	493,765	508,562
<ul style="list-style-type: none"> <li>● <b>Gladys Park Maintenance Program</b> – Funding is included in the base budget to provide ground maintenance and security services at Gladys Park located in Skid Row.</li> </ul>	158,000	158,000
<ul style="list-style-type: none"> <li>● <b>Park Restroom Enhancement Program</b> – Funding is included in the base budget to continue the increased frequency of restroom cleaning by one additional cleaning per day at 50 heavily-used park locations and also expand bathroom operating hours at various park locations to meet the needs of park patrons.</li> </ul>	2,444,586 *	2,444,278
<b>Transportation</b>		
<ul style="list-style-type: none"> <li>● <b>Community Assistance Parking Program</b> – Funding is provided for one Management Assistant. This position will support the Community Assistance Parking Program (CAPP), which allows individuals experiencing homelessness with open and unpaid parking citations to pay them by providing community service. The CAPP was approved as a pilot program by Council in 2017-18 (C.F. 15-1450-S1). Funding was provided in 2018-19 for six months; the proposed increase represents full-year funding.</li> </ul>	26,662	49,382
<b>City Departments Subtotal</b>	<b>\$ 40,366,075</b>	<b>\$ 47,435,636</b>



	<u>2018-19 Adopted Budget</u>	<u>2019-20 Proposed Budget</u>
<b>Non-Departmental Appropriations</b>		
<ul style="list-style-type: none"> <li>• <b>Additional Homeless Services (formerly Crisis and Bridge Housing Fund)</b> – The 2018-19 Budget provided one-time funding to establish new crisis and bridge housing beds with hygiene facilities and/or storage for unsheltered individuals experiencing homelessness, as authorized by the Mayor and Council, with the goal of adding 50-100 new beds per Council District. Additional homeless outreach and sanitation resources are deployed, upon the opening of each facility, in the surrounding area. The 2019-20 Budget continues \$10 million for services at the facilities. This funding is supplemented by State Homeless Emergency Aid Program and Los Angeles County Measure H funding.</li> </ul>	\$ 20,000,000	\$ 10,000,000
<ul style="list-style-type: none"> <li>• <b>Clinica Romero</b> – Funding for Clinica Romero is provided for quality affordable health care services that target underserved communities within the Greater Los Angeles area.</li> </ul>	-	100,000
<ul style="list-style-type: none"> <li>• <b>Midnight Stroll Transgender Café</b> – Funding is provided to support a safe haven for unsheltered transgender individuals in Hollywood between the hours of 9:00 pm and 7:00 am. Funding was set aside in the unappropriated balance for this item in 2018-19.</li> </ul>	-	100,000
<ul style="list-style-type: none"> <li>• <b>Proposition HHH Project Expenditures</b> – Reflects proposed Proposition HHH Permanent Supportive Housing Program costs in the 2019-20 Proposition HHH Project Expenditure Plan (PEP), pending Council and Mayor approval. All project costs are directly tied to project construction.</li> </ul>	274,902,645	281,340,750
<ul style="list-style-type: none"> <li>• <b>Proposition HHH Staffing</b> – Funding was provided in 2018-19 to support Proposition HHH Facilities Program staffing costs for Public Works, Bureau of Engineering staff.</li> </ul>	133,049	-
<ul style="list-style-type: none"> <li>• <b>Homeless Emergency Aid Program</b> – The State of California awarded the City of Los Angeles a grant of \$85,013,607 in October 2018 under its Homeless Emergency Aid Program (HEAP), which was established as a one-time flexible block grant to address immediate challenges relating to homelessness. The City expects to spend \$36,000,000 of these funds to support A Bridge Home construction and operations, additional temporary housing beds, outreach teams, hygiene facilities, and other services throughout the city by June 30, 2020. 100% of HEAP funds received must be expended by June 30, 2021.</li> </ul>	-	36,000,000
<b>Non-Departmental Subtotal</b>	<b><u>\$ 295,035,694</u></b>	<b><u>\$ 327,540,750</u></b>
<b>Unappropriated Balance (UB)</b>		
<ul style="list-style-type: none"> <li>• <b>Police Department Sworn Overtime - Homelessness Initiatives</b> – Funding is set aside for the Police Department to provide patrol services surrounding 12 A Bridge Home sites. Additional funding (\$3.46M) is provided in the Police Department budget to patrol the vicinity of the El Puente, Schrader, and Paloma Bridge Housing sites.</li> </ul>	-	5,000,000

	<b>2018-19 Adopted Budget</b>	<b>2019-20 Proposed Budget</b>
<ul style="list-style-type: none"> <li> <b>Clean Streets LA/Homeless Outreach Proactive Engagement (HOPE) Team Expansion</b> – Funding is set aside for the Bureau of Sanitation to deploy 11 four-person crews and associated expenses. These crews' duties may include keeping the City sidewalks and other public areas safe, clean, sanitary, and accessible, removing abandoned waste from the public right-of-way, and cleaning homeless encampments. </li> </ul>	\$ 1,191,489	\$ 6,468,000
<ul style="list-style-type: none"> <li> <b>Homeless Services Program</b> – One-time funding in the Unappropriated Balance was provided in 2018-19 for various Homeless Services Programs. Funding for this item includes, but is not limited to, the following: (a) for Crisis and Bridge Housing; (b) Department of General Services costs to implement Crisis and Bridge Housing Fund programs; (c) Bureau of Engineering costs to implement Crisis and Bridge Housing Fund programs; (d) additional funding for shelter beds in Skid Row, and other areas experiencing homelessness; (e) funding for C3 Partnership Teams; (f) funding to expand Rapid Re-housing; (g) Trash Pick-up Pilot/"Clean Streets Clean Starts" Program; or, (h) HOPE Teams. </li> </ul>	10,000,000	-
<ul style="list-style-type: none"> <li> <b>Midnight Stroll Transgender Café</b> – One-time funding for the Midnight Stroll Transgender Café was set aside in 2018-19 in the Unappropriated Balance. Funding is to provide a safe haven for unsheltered transgender individuals between the hours of 9:00 pm and 7:00 am. 2019-20 funding is provided in the General City Purposes budget, above. </li> </ul>	100,000	-
<ul style="list-style-type: none"> <li> <b>Public Bathroom Access</b> – Funding was provided in 2018-19 for the Board of Public Works to continue the expansion of public bathroom access for persons experiencing homelessness (C.F. 17-1092). This expansion included the Mobile Pit Stop pilot program, which operates at five sites and the Station Bathroom Attendants pilot program, which operates at three Automated Public Toilets. Funding in 2019-20 is being provided off-budget through the State Homeless Emergency Aid Program (HEAP) grant. </li> </ul>	\$ 2,183,379 *	\$ -
<b>Unappropriated Balance Subtotal</b>	<b>\$ 13,474,868</b>	<b>\$ 11,468,000</b>
<b>Total LAHSA, City Departments, Non-Departmental, and UB</b>	<b>\$ 379,516,822</b>	<b>\$ 421,915,693</b>

## Homeless Services and Housing Program

Adopted Budget 2018-19		Proposed Budget 2019-20
	<b>SOURCE OF FUNDS</b>	
\$ 1,145,052	Cash Balance, July 1.....	\$ 651,759
--	<b>Less:</b>	
1,145,052	Prior Year's Unexpended Appropriations.....	--
96,679,379	Balance Available, July 1.....	651,759
6,656,697	General Fund.....	100,043,813
--	<sup>1</sup> Departmental Special Funds.....	3,879,371
275,035,694	Homeless Emergency Aid Program Grant.....	36,000,000
	Proposition HHH.....	281,340,750
<b>\$ 379,516,822</b>	<b>Total Revenue.....</b>	<b>\$ 421,915,693</b>
	<b>APPROPRIATIONS</b>	
	<b>General Fund:</b>	
622,000	Aging.....	562,872
61,983	Animal Services.....	58,897
319,544	City Administrative Officer.....	406,934
135,736	City Attorney.....	295,347
181,073	City Planning.....	177,742
30,000	Disability.....	74,805
2,000,000	Economic and Workforce Development.....	2,000,000
472,234	Fire.....	986,558
927,951	General Services.....	935,573
--	General City Purposes.....	200,000
20,000,000	<sup>2</sup> General City Purposes: Crisis and Bridge Housing Fund.....	10,000,000
3,987,492	Housing and Community Investment.....	4,132,962
29,988,426	<sup>3</sup> Los Angeles Homeless Services Authority.....	35,471,307
400,000	Mayor.....	860,000
4,756,956	Police.....	8,915,457
16,240	Public Works, Board of Public Works.....	--
--	Public Works, Bureau of Engineering.....	--
19,771,507	Public Works, Bureau of Sanitation.....	24,099,736
--	Recreation and Parks.....	--
26,662	Transportation.....	49,382
13,474,868	Unappropriated Balance.....	11,468,000
<b>97,172,672</b>	<b>General Fund Subtotal.....</b>	<b>100,695,572</b>
	<b>Departmental Special Funds:</b>	
362,146	City Planning.....	382,240
2,975,959	Housing and Community Investment.....	164,127
3,318,592	Recreation and Parks.....	3,333,004
<b>6,656,697</b>	<b>Departmental Special Funds Subtotal.....</b>	<b>3,879,371</b>
--	<b>Homeless Emergency Aid Program Grant.....</b>	<b>36,000,000</b>
	<b>Proposition HHH</b>	
238,515,511	Construction of Permanent Supportive Housing.....	281,340,750
36,387,134	Homeless Services Facilities.....	--
133,049	Proposition HHH Staffing Costs.....	--
<b>275,035,694</b>	<b>Proposition HHH Subtotal.....</b>	<b>281,340,750</b>
<b>\$ 378,865,063</b>	<b>Total Appropriations.....</b>	<b>\$ 421,915,693</b>
<b>\$ 651,759</b>	<b>Ending Balance, June 30.....</b>	<b>\$ --</b>

<sup>1</sup>Departmental Special Funds include: Planning Case Processing Fund, Community Development Trust Fund, the Federal Emergency Solutions Grant Fund, and the Recreation and Parks Other Revenue Fund.

<sup>2</sup>The Crisis and Bridge Housing Fund is jointly administered by the Mayor and City Council.

<sup>3</sup>The 2018-19 General Fund appropriation for LAHSA is reduced to reflect the agency's anticipated underspend of \$651,759, which is being used to offset its 2019-20 General Fund appropriation.

## STREET IMPROVEMENT

The Proposed Budget provides funds for the improvement of the largest municipal street system in the nation. Overall, the City has 6,500 centerline miles (23,000 lane miles) of streets to maintain.

The Proposed Budget provides street improvement resources through the Pavement Preservation Program, the new Failed Street Reconstruction Program, and the Complete Streets Program. These programs are described in the following pages. The 2019-20 Proposed Budget for these street improvement programs is summarized as follows:

2019-20 Street Improvement Program Summary	
Program	Proposed Funding
Pavement Preservation	\$ 150,507,060
Failed Street Reconstruction	\$ 25,139,189
Complete Streets	\$ 30,923,954
Total	\$ 206,570,203

### PAVEMENT PRESERVATION PROGRAM

The Pavement Preservation Program includes activities required to properly maintain the City street system and keep the system from deteriorating. The Program is led by the Bureau of Street Services with support provided by the Department of Transportation, Bureau of Engineering, and Department of General Services.

The 2019-20 Proposed Budget for the Pavement Preservation Program is summarized as follows:

2019-20 Pavement Preservation						
Public Works						
Funding by Source	Street Services	Engineering	Transportation	GSD	Total	
Special Gas Tax	\$ 44,236,388	\$ 387,799	\$ 2,751,701	\$ 2,033,974	\$ 49,409,863	
Proposition A	528,144	-	-	-	528,144	
Proposition C	-	-	7,127,877	495,251	7,623,128	
Street Damage Restoration Fee	23,241,068	394,941	-	7,322,425	30,958,434	
Stormwater Pollution Abatement	419,595	-	-	-	419,595	
Measure R	20,334,709	-	3,599,312	1,505,753	25,439,774	
Measure M	3,902,865	-	670,688	-	4,573,553	
General Fund	18,896,674	1,300,441	11,089,417	268,037	31,554,569	
<b>Total</b>	<b>\$ 111,559,443</b>	<b>\$ 2,083,181</b>	<b>\$ 25,238,996</b>	<b>\$ 11,625,440</b>	<b>\$ 150,507,060</b>	

Pavement preservation activity consists of the following:

- Resurfacing: Crews remove a layer of the asphalt surface and then repave with new asphalt that may include up to 50 percent recycled content.

- Slurry sealing: Crews apply liquid asphalt made with recycled waste tires to the riding surface of residential streets. This thin coat of rubberized material prevents water intrusion and can extend the service life of the existing pavement by up to seven years. Slurry seal can be applied at intervals of three to seven years during the life of the road surface.
- Large Asphalt Repairs: Crews remove and replace distressed pavement. At times the removal of distressed pavement also involves removal of subsurface tree roots that are pushing up the surface of the pavement.
- Small asphalt repairs, including potholes: Minor defects in the road surface are repaired with hot mix asphalt or cold patch material by dedicated crews that respond to service requests from the public.

Generally, the approach to pavement preservation incorporates two strategies:

- The most economical selection of streets and rehabilitation method used; and,
- The prevention or slowing of the deterioration of streets.

Through this approach, Pavement Preservation can help keep the City’s good streets in a state of good repair. Using the Pavement Condition Index (PCI) each city block is scored between 0 and 100. PCI scores of 71 to 100 indicate that the road surface is in a state of good repair. The 2019-20 Proposed Budget provides funding to sustain the current 58 percent of City streets in a state of good repair.

## FAILED STREET RECONSTRUCTION PROGRAM

The new Failed Street Reconstruction Program will provide repair to the most severely damaged streets within the City street system. Approximately 5,498 lane miles of City streets are measured as failed. The Failed Street Reconstruction Program focuses on these severely damaged streets with the lowest ratings. Failed street pavement reconstruction addresses damage at the roadway base, located below the surface, and other structural issues caused by utility cuts, water intrusion, and other impacts. Repair of these streets can improve the overall condition of the street system and result in safer streets, add to property values, lower liability and litigation costs, and encourage bicycling and other modes of transportation.

This new Failed Street Reconstruction Program is led by the Bureau of Street Services with support from the Department of Transportation, the Bureau of Engineering, the Bureau of Contract Administration, and the Department of General Services.

The Failed Street Reconstruction Program funding for 2019-20 is summarized as follows:

2019-20 Failed Street Reconstruction Program						
Funding Source	PW-Street Services	PW-Engineering	General Services	Transportation	Special Purpose Fund Appropriation	Total
SDRF	\$ 4,745,887	\$ 312,738	\$ 127,200	\$ 323,040	\$ 3,321,059	\$ 8,829,924
Measure M	\$ 4,745,887	\$ 312,738	\$ 127,200	\$ 323,040	\$ 2,000,000 *	\$ 7,508,865
SB1 - RMRA	\$ -	\$ -	\$ -	\$ -	\$ 8,800,401 *	\$ 8,800,401
<b>Total</b>	<b>\$ 9,491,774</b>	<b>\$ 625,475</b>	<b>\$ 254,400</b>	<b>\$ 646,080</b>	<b>\$ 14,121,460</b>	<b>\$ 25,139,189</b>

\* Included in these line items are appropriations totaling \$7.0 million (\$2.0 million in Measure M and \$5.0 million in SB 1) for concrete street repair. Reconstruction of concrete streets may include full street reconstruction and also large panel replacement due to damage caused by tree roots uplifting panels and drainage issues.

## COMPLETE STREETS PROGRAM

The Complete Streets Program combines the reconstruction of failed streets with the installation of safety measures, repair of damaged curbs, gutters, sidewalks, and installation of stormwater capture infrastructure. The Complete Streets Program was created in 2017-18, funded through new sources of City revenue that year. The following table represents Complete Streets Program funding to date by funding source:

Complete Streets Program				
Funding Source	2017-18 Adopted	2018-19 Adopted	2019-20 Proposed	Total
SB1/RMRA	\$ 1,500,000	\$ 23,561,000	\$ 1,423,954	\$ 26,484,954
SDRF	\$ -	\$ 10,000,000	\$ 20,500,000	\$ 30,500,000
Measure M	\$ 5,115,046	\$ 9,000,000	\$ 5,333,000	\$ 19,448,046
Measure W	\$ -	\$ -	\$ 3,667,000	\$ 3,667,000
Total	\$ 6,615,046	\$ 42,561,000	\$ 30,923,954	\$ 80,100,000

In 2017-18 and 2018-19, six projects were included in the Complete Streets Program, listed below. They are currently in various stages of completion. Funding in 2019-20 provides for the completion of all six projects.

- Roscoe Blvd from the I-405 to Woodman Ave (\$8.6 million)
- Venice Blvd (East) from Arlington Ave to Figueroa St (\$13.6 million)
- Main Street (South) from MLK Blvd to Imperial Hwy (\$13.9 million)
- Temple Ave from Beverly Blvd to Beaudry Ave (\$9.2 million)
- Reseda Blvd from Parthenia St to Victory Blvd (\$17.3 million)
- Avalon Blvd from San Pedro St to 120<sup>th</sup> St (\$17.5 million)

The next projects within the Complete Streets Program are listed below. Preliminary funding was provided in 2018-19 to begin the design of a portion of these projects, with additional funding for construction to be provided in future years, subject to available resources.

- Beverly Blvd from Normandie Pl to Westmoreland Ave
- Culver Blvd from Centinela Ave to Slauson Ave
- Highland Ave from Santa Monica Blvd to Franklin Ave
- La Brea Ave from Coliseum St to Adams Blvd
- La Cienega Blvd from Guthrie Ave to Whitworth Dr
- Lankershim Blvd from Califa St to Victory Blvd
- Manchester Ave from Vermont Ave to McKinley Pl
- Normandie Ave from Beverly Blvd to Melrose Ave
- Pacific Ave from Rose Ave to N Venice Blvd
- Van Nuys Blvd from Beachy Ave to Vesper Ave
- Vermont Ave from 7<sup>th</sup> Street to Beverly Blvd
- Victory Blvd from Fulton Ave to Whitsett Ave

Funding for the next round of projects is limited to \$1.5 million per lane mile, and \$14 million per overall project. These projects may receive additional funding from sources and programs to supplement approved project budgets. The order in which these projects are undertaken and overall funding for each project will be determined annually through the budget process and is subject to the availability of funding and resources.

**THIS PAGE INTENTIONALLY LEFT BLANK**



**FY 2019-20**  
**DETAIL OF DEPARTMENT PROGRAMS VOL. II**  
SUPPLEMENT TO THE PROPOSED BUDGET