

**Measure W – Safe, Clean Water Program
Administrative Oversight Committee (AOC)
Meeting Minutes**

Thursday, May 26, 2022

Members Present: Patricia J. Huber, City Administrative Officer, Chair (CAO)
Matias Farfan, Chief Legislative Analyst (CLA)
Mary Hodge, Office of the Mayor (MO)

Staff Present: Sarai Bhaga, City Administrative Office (CAO)
Jessica Quach, City Administrative Office (CAO)

The meeting was called to order at 11:04 AM.

1. General Public Comment, Multiple Agenda Item Comment

Public comment held.

2. Approval of the Minutes from prior meeting on March 10, 2022

Action: Approved.

3. Approval of the Minutes from prior meeting on April 7, 2022

Action: Approved.

4. Approval of the Minutes from prior meeting on May 5, 2022

Action: Approved.

5. Discussion and Possible Action: Status update by Departments

Staff from the Bureau of Sanitation (Bureau) reported that the City has secured over \$200 million in funding. The Bureau and the Department of Water and Power (LADWP) gave updates on Rounds 1, 2 and 3 projects including the status of transfer agreements.

Action: No action.

6. Discussion and Possible Action: Regional Program Round 4 City Projects and Regional Program Round 4 Third-party Projects

Staff from the Bureau presented a status update on projects for Round 4 applications. The Bureau reported on funding availability in each Watershed Area Steering Committee (WASC) as well as sources of leverage funding and strategies for each project. The Bureau gave a status report on the third party support letter policy and presented the three projects that have requested a letter for Round 4.

Mr. Farfan asked if the anticipated revenue and project costs had any escalators included. The Bureau replied that revenue from the County is consistent. There may be changes between now and when the WASCs approve the next Stormwater Investment Plan (SIP) is adopted as the WASCs are working with the County to revisit each project proponent and make changes to fund will allow for additional funds to be freed up. Mr. Farfan followed-up by asking if the City's ask for funding will change. The Bureau responded that

they are requesting for the ceiling amount, but that they have until July to repackage the projects.

Regarding the third party project proponents, Mr. Farfan asked if there's a deadline for getting a report back and an action from the committee. The Bureau responded that there is no hard deadline, but a preference by the third parties to have the letter by July 31. The County does not require the letters until the WASCs program funding into the SIPs.

Recommendation 6a: Approve the Bureau's recommendations and approve the proposed eight projects for submissions for Round 4 or future round as funding becomes available with the contingency that the Bureau receive an indication of a minimum of \$10 million in matching funds from an external source for the Hollenbeck Park project prior to the Round 4 deadline.

Action: Approved.

Recommendation 6b: Adopt the Bureau's recommendations to issue the letter of support for the LA River Habitat and for the Bureau to report back on the remaining two projects.

Action: Approved.

7. Discussion and Possible Action: Findings to Continue Teleconference Meetings Pursuant to AB 361

The Committee determined, in accordance with AB 361, that the committee has reconsidered the circumstances of the state of emergency and that the state of emergency continues to directly impact the members' ability and that of the public to meet safely in person and that state and local officials continue to impose or recommend measures to promote social distancing.

Action: Approved.

8. Discussion and Possible Action: Other Committee organizational matters

The next regular meeting is scheduled for June 30th. Staff will work to arrange for a meeting for AB 361.

Meeting adjourned at 11:40 AM.

**Measure W – Safe, Clean Water Program
Administrative Oversight Committee (AOC)
Meeting Minutes**

Thursday, June 23, 2022

Members Present: Patricia J. Huber, City Administrative Officer, Chair (CAO)
Matias Farfan, Chief Legislative Analyst (CLA)
Rebecca Rasmussen, Office of the Mayor (MO)

Staff Present: Sarai Bhaga, City Administrative Office (CAO)
Jessica Quach, City Administrative Office (CAO)

The meeting was called to order at 11:03 AM.

1. General Public Comment, Multiple Agenda Item Comment

Public comment held.

2. Discussion and Possible Action: Findings to Continue Teleconference Meetings Pursuant to AB 361

The Committee determined, in accordance with AB 361, that the committee has reconsidered the circumstances of the state of emergency and that the state of emergency continues to directly impact the members' ability and that of the public to meet safely in person and that state and local officials continue to impose or recommend measures to promote social distancing.

Action: Approved.

3. Discussion and Possible Action: Other Committee organizational matters

The regular meeting on June 30, 2022 is cancelled.

Action: No action.

Meeting adjourned at 11:06 AM.

**Measure W – Safe, Clean Water Program
Administrative Oversight Committee (AOC)
Meeting Minutes**

Wednesday, July 20, 2022

Members Present: Matthew W. Szabo, City Administrative Officer, Chair (CAO)
Rafael Prieto, Chief Legislative Analyst (CLA)
Mary Hodge, Office of the Mayor (MO)

Staff Present: Sarai Bhaga, City Administrative Office (CAO)
Jessica Quach, City Administrative Office (CAO)

The meeting was called to order at 1:34 PM.

1. General Public Comment, Multiple Agenda Item Comment

Public comment held.

2. Discussion and Possible Action: Status update by Departments

Staff from the Bureau of Sanitation (Bureau) provided updates on the Regional Program Round 4 applications and requested letters of support. The Bureau reported that \$7 million is earmarked in the State Budget for the Hollenbeck Park project and will submit an application for Round 4 funding. The Bureau received three requests for letters of support for the Bowtie Project, Blackwelder Tract Project, and Pacoima Wash Project.

Action: No action.

3. Discussion and Possible Action: Findings to Continue Teleconference Meetings Pursuant to AB 361

The Committee determined, in accordance with AB 361, that the committee has reconsidered the circumstances of the state of emergency and that the state of emergency continues to directly impact the members' ability and that of the public to meet safely in person and that state and local officials continue to impose or recommend measures to promote social distancing.

Action: Approved.

4. Discussion and Possible Action: Other Committee organizational matters

The regular meeting on July 28, 2022 is cancelled.

Action: No action.

Meeting adjourned at 2:10 PM.

**Measure W – Safe, Clean Water Program
Administrative Oversight Committee (AOC)
Meeting Minutes**

Tuesday, August 16, 2022

Members Present: Patricia J. Huber, City Administrative Officer, Chair (CAO)
Matias Farfan, Chief Legislative Analyst (CLA)
Rebecca Rasmussen, Office of the Mayor (MO)

Staff Present: Sarai Bhaga, City Administrative Office (CAO)
Jessica Quach, City Administrative Office (CAO)

The meeting was called to order at 1:33 PM.

1. General Public Comment, Multiple Agenda Item Comment

Public comment held.

2. Discussion and Possible Action: Findings to Continue Teleconference Meetings Pursuant to AB 361

The Committee determined, in accordance with AB 361, that the committee has reconsidered the circumstances of the state of emergency and that the state of emergency continues to directly impact the members' ability and that of the public to meet safely in person and that state and local officials continue to impose or recommend measures to promote social distancing.

Action: Approved.

3. Discussion and Possible Action: Other Committee organizational matters

Staff will advise in advance if the regular meeting on August 25, 2022 will be held or cancelled.

Action: No action.

Meeting adjourned at 1:37 PM.

**Measure W – Safe, Clean Water Program
Administrative Oversight Committee (AOC)
Meeting Minutes**

Wednesday, September 14, 2022

Members Present: Patricia J. Huber, City Administrative Officer, Chair (CAO)
Matias Farfan, Chief Legislative Analyst (CLA)
Ryan Jackson, Office of the Mayor (MO)

Staff Present: Sarai Bhaga, City Administrative Office (CAO)
Jessica Quach, City Administrative Office (CAO)

The meeting was called to order at 9:05 AM.

1. General Public Comment, Multiple Agenda Item Comment

Public comment held.

2. Discussion and Possible Action: Findings to Continue Teleconference Meetings Pursuant to AB 361

The Committee determined, in accordance with AB 361, that the committee has reconsidered the circumstances of the state of emergency and that the state of emergency continues to directly impact the members' ability and that of the public to meet safely in person and that state and local officials continue to impose or recommend measures to promote social distancing.

Action: Approved.

3. Discussion and Possible Action: Other Committee organizational matters

Staff will advise in advance if the regular meeting on September 29, 2022 will be held or cancelled.

Action: No action.

Meeting adjourned at 9:10 AM.

**Measure W – Safe, Clean Water Program
Administrative Oversight Committee (AOC)
Meeting Minutes**

Thursday, October 13, 2022

Members Present: Patricia J. Huber, City Administrative Officer, Chair (CAO)
Matias Farfan, Chief Legislative Analyst (CLA)
Rebecca Rasmussen, Office of the Mayor (MO)

Staff Present: Sarai Bhaga, City Administrative Office (CAO)
Jessica Quach, City Administrative Office (CAO)

The meeting was called to order at 11:04 AM.

1. General Public Comment, Multiple Agenda Item Comment

Public comment held.

2. Discussion and Possible Action: Findings to Continue Teleconference Meetings Pursuant to AB 361

The Committee determined, in accordance with AB 361, that the committee has reconsidered the circumstances of the state of emergency and that the state of emergency continues to directly impact the members' ability and that of the public to meet safely in person and that state and local officials continue to impose or recommend measures to promote social distancing.

Action: Approved.

3. Discussion and Possible Action: Other Committee organizational matters

Staff is continuing to work on several policy matters and will report back on the status of these items at either the regular meeting on the 27th or the November meeting.

Action: No action.

Meeting adjourned at 11:08 AM.

**CITY OF LOS ANGELES
INTERDEPARTMENTAL CORRESPONDENCE**

Date: November 10, 2022

To: Measure W: Safe, Clean Water Program Administrative Oversight Committee

From: Michael Scaduto, PE, ENV SP, Principal Engineer
Safe, Clean Water Implementation Division, LA Sanitation & Environment

Michael Scaduto
Digitally signed by Michael Scaduto
Date: 2022.11.04
11:43:36-07'00'

Subject: FY 22-23 Quarter 1 Report - Project Modifications for City of Los Angeles Led Round 1 and 2 Regional Projects

RECOMMENDATIONS

1. Receive and file.

BACKGROUND

In November 2018, Los Angeles County voters approved Measure W, which created the Safe Clean Water Program (SCWP) administered by the Los Angeles County Flood Control District (LACFCD). The SCWP was developed in collaboration with public health, environmental groups, cities, business, labor, and community-based organizations to protect water quality and provide new sources of water for the Los Angeles community. The SCWP generates an estimated \$285 million annually from a countywide property tax assessment. Fifty percent of the SCWP's annual revenues is allocated to fund regional multi-benefit stormwater projects, programs, and studies. An estimated \$142 million is allocated to the nine LACFCD watershed areas for regional projects.

Applicants receiving regional program funding for the implementation of stormwater capture projects are required to submit updates to the LACFCD every quarter through the Safe, Clean Water Program's Quarterly Reports module. The deadline for submitting the Fiscal Year 22-23, Quarter 1 Reports is November 15, 2022.

CONSIDERATIONS AND CONCLUSIONS

The modifications for City of Los Angeles led, Round 1 and 2, regional projects include adjustments to individual project's budget plan, total activity cost, and completion schedule to reflect each project's current status. LA Sanitation and Environment, StreetsLA, and the Department of Water and Power will submit the FY 22-23 Quarter 1 project updates detailed in Attachment 1 to the Safe, Clean Water Program module. The reports are then published and distributed to the appropriate Watershed Area Steering Committee and the public.

Attachment 1: Fiscal Year 22-23 Quarter 1 Project Modification Presentation

cc: Rebecca Rasmussen, Mayor's Office
Ryan Jackson, Mayor's Office
Sarai Bhaga, CAO
Rafael Prieto, CLA
Jessica Quach, CAO
Barbara Romero, LASAN

Traci Minamide, LASAN
Julie Allen, LASAN
Art Castro, LADWP
Peter Tonthat, LADWP
Ana Tabuena Ruddy, StreetsLA

Measure W: Safe Clean Water Program

FY 22-23 Quarter 1 Report - Project Modifications



**LA Sanitation & Environment
Update – November 10th, 2022**

Barbara Romero
Director and General Manager
LA Sanitation & Environment



**SAFE
CLEAN
WATER**

ULAR WASC, Round 1: LASAN Projects

Lankershim Boulevard Local Area Urban Flow Management Network Project

Summary of FY 22/23 Q1 Updates:

- Project Schedule: 2.5 year adjustment
- Project Scope and Cost: NA
- Disbursement Schedule:

Fiscal Year	FY 20-21	FY 21-22	FY 22-23	FY 23-24	FY 24-25	FY 25-26	FY 26-27	TOTAL
Current Funding Projections	\$5,139,380	\$5,139,380	\$5,139,380	\$5,139,380	\$5,139,380	\$0	\$0	\$25,696,900
Proposed Alternate Funding Distribution	\$5,139,380	\$5,139,380	\$5,139,380	\$0	\$5,139,380	\$5,139,380	\$0	\$25,696,900

Oro Vista Local Area Urban Flow Management Project

Summary of FY 22/23 Q1 Updates:

- Project Schedule: 2 year adjustment
- Project Scope and Cost: NA
- Disbursement Schedule:

Fiscal Year	FY 20-21	FY 21-22	FY 22-23	FY 23-24	FY 24-25	FY 25-26	FY 26-27	TOTAL
Current Funding Projections	\$2,118,120	\$2,118,120	\$2,118,120	\$2,118,120	\$2,118,120	\$0	\$0	\$10,590,600
Proposed Alternate Funding Distribution	\$2,118,120	\$2,118,120	\$2,118,120	\$0	\$2,118,120	\$2,118,120	\$0	\$10,590,600

Echo Park Lake Rehabilitation

Summary of FY 22/23 Q1 Updates:

- Project Schedule: 6 month adjustment
- Project Scope and Cost: NA
- Disbursement Schedule: NA

Recalculation of Wet Weather Zinc Criterion

Summary of FY 22/23 Q1 Updates:

- Project Schedule: 2 year adjustment
- Project Scope and Cost: NA
- Disbursement Schedule: NA



SAFE
CLEAN
WATER

ULAR WASC, Round 1: LADWP Projects

Fernangeles Park Stormwater Capture Project

Summary of FY 22/23 Q1 Updates:

- Project Schedule: NA
- Project Scope and Cost: NA
- Disbursement Schedule: NA

Strathern Park North Stormwater Capture Project

Summary of FY 22/23 Q1 Updates:

- Project Schedule: NA
- Project Scope and Cost: NA
- Disbursement Schedule: NA

Valley Village Park Stormwater Capture Project

Summary of FY 22/23 Q1 Updates:

- Project Schedule: NA
- Project Scope and Cost: NA
- Disbursement Schedule: NA

ULAR WASC, Round 2: LASAN Projects

Lincoln Park Neighborhood Green Street Project

Summary of FY 22/23 Q1 Updates:

- Project Schedule: 2.5 year adjustment
- Project Scope and Cost: NA
- Disbursement Schedule:

Fiscal Year	FY 21-22	FY 22-23	FY 23-24	FY 24-25	FY 25-26	FY 26-27	FY 27-28	TOTAL
Current Funding Projections	\$3,726,916	\$3,726,916	\$3,726,916	\$3,726,916	\$3,726,916	\$0	\$0	\$18,634,580
Proposed Alternate Funding Distribution	\$3,726,916	\$3,726,916	\$0	\$3,726,916	\$3,726,916	\$3,726,916	\$0	\$18,346,580



ULAR WASC, Round 2: LADWP Projects

David M. Gonzales Recreation Center Stormwater Capture Project

Summary of FY 22/23 Q1 Updates:

- Project Schedule: NA
- Project Scope and Cost: NA
- Disbursement Schedule:

Fiscal Year	FY 21-22	FY 22-23	FY 23-24	FY 24-25	FY 25-26	FY 26-27	FY 27-28	Future Funds	TOTAL
Current Funding Projections	\$388,000	\$581,000	\$1,550,000	\$2,130,000	\$3,099,000	\$4,067,000	\$0	\$7,548,000	\$19,363,000
Proposed Alternate Funding Distribution	\$388,000	\$581,000	\$1,550,000	\$2,130,000	\$3,099,000	\$4,067,000	\$3,873,000	\$3,675,000	\$19,363,000

Valley Plaza Park Stormwater Capture Project

Summary of FY 22/23 Q1 Updates:

- Project Schedule: NA
- Project Scope and Cost: NA
- Disbursement Schedule:

Fiscal Year	FY 21-22	FY 22-23	FY 23-24	FY 24-25	FY 25-26	FY 26-27	FY 27-28	Future Funds	TOTAL
Current Funding Projections	\$529,000	\$794,000	\$2,116,000	\$2,910,000	\$4,232,000	\$5,554,000	\$0	\$10,312,000	\$26,447,000
Proposed Alternate Funding Distribution	\$529,000	\$794,000	\$0	\$2,910,000	\$4,232,000	\$7,670,000	\$5,290,000	\$5,022,000	\$26,447,000



ULAR WASC, Round 2: StreetsLA Projects

Broadway-Manchester Multi-Modal Green Streets Project

Summary of FY 22/23 Q1 Updates:

- Project Schedule: 2 year adjustment
- Project Scope and Cost:

Tasks	Current Cost Estimate			Modified Cost Estimate		
	Total Cost	Cost Share	SCW Cost	Total Cost	Cost Share	SCW Cost
Design	\$886,000	\$0	\$886,000	\$2,256,260	\$1,000,000	\$1,256,260
Construction	\$14,760,000	\$3,927,000	\$10,833,000	\$13,389,000	\$2,927,000	\$10,462,000
Total	\$15,646,000	\$3,927,000	\$11,719,000	\$15,646,000	\$3,927,000	\$11,719,000

- Disbursement Schedule:

Fiscal Year	FY 21-22	FY 22-23	FY 23-24	FY 24-25	FY 25-26	FY 26-27	FY 27-28	TOTAL
Current Funding Projections	\$886,000	\$4,000,000	\$4,000,000	\$2,833,000	\$0	\$0	\$0	\$11,719,000
Proposed Alternate Funding Distribution	\$886,000	\$4,000,000	\$0	\$4,000,000	\$2,833,000	\$0	\$0	\$11,719,000



SAFE
CLEAN
WATER

CSMB WASC, Rounds 1 and 2: LASAN Projects

Round 1: MacArthur Lake Rehabilitation Project

Summary of FY 22/23 Q1 Updates:

- Project Schedule: NA
- Project Scope and Cost: NA
- Disbursement Schedule: NA

Round 2: Ballona Creek TMDL Project

Summary of FY 22/23 Q1 Updates:

- Project Schedule: 4 month adjustment
- Project Scope and Cost:

Tasks	Current Cost Estimate			Modified Cost Estimate		
	Total Cost	Cost Share	SCW Cost	Total Cost	Cost Share	SCW Cost
Design	\$1,633,000	\$1,633,000	\$0	\$1,633,000	\$1,633,000	\$0
Construction	\$30,261,000	\$15,261,000	\$15,000,000	\$75,960,000	\$60,960,000	\$15,000,000
Total	\$31,894,000	\$16,894,000	\$15,000,000	\$77,593,000	\$62,593,000	\$15,000,000

- Disbursement Schedule: NA



SSMB WASC, Rounds 1 and 2: LASAN Projects

Round 1: Wilmington Q Street Local Area Urban Flow Management Project

Summary of FY 22/23 Q1 Updates:

- Project Schedule: 2 year adjustment
- Project Scope and Cost: NA
- Disbursement Schedule: NA

Round 1: Recalculation of Wet Weather Zinc Criterion

Summary of FY 22/23 Q1 Updates:

- Project Schedule: 2 year adjustment
- Project Scope and Cost: NA
- Disbursement Schedule: NA

Round 2: Wilmington Neighborhood Greening Project

Summary of FY 22/23 Q1 Updates:

- Project Schedule: 1.5 year adjustment
- Project Scope and Cost: NA
- Disbursement Schedule:

Fiscal Year	FY 21-22	FY 22-23	FY 23-24	FY 24-25	FY 25-26	FY 26-27	FY 27-28	TOTAL
Current Funding Projections	\$662,727	\$504,673	\$3,387,700	\$4,818,700	\$2,809,200	\$0	\$0	\$12,183,000
Proposed Alternate Funding Distribution	\$662,727	\$504,673	\$0	\$3,387,700	\$4,818,700	\$2,809,200	\$0	\$12,183,000



Michael Scaduto, PE, ENV SP

Email: michael.scaduto@lacity.org

LA Sanitation & Environment's Mission:

“Protect Public Health and the Environment”



**CITY OF LOS ANGELES
INTERDEPARTMENTAL CORRESPONDENCE**

Date: November 10, 2022

To: Measure W: Safe, Clean Water Program Administrative Oversight Committee

From: Michael Scaduto, PE, ENV SP, Principal Engineer
Safe, Clean Water Implementation Division, LA Sanitation & Environment

Michael Scaduto
Digitally signed by Michael Scaduto
Date: 2022.11.04 11:44:52-07'00'

Subject: Proposed Project Sign Design Guidelines for Projects Implemented by The City of Los Angeles and Funded by the Safe, Clean Water Program

RECOMMENDATIONS

1. Approve the proposed Project Sign Design Guidelines policy document.
2. Direct LA Sanitation and Environment to publish and implement the Project Sign Design Guidelines policy document and distribute the policy document to other City of Los Angeles departments implementing Safe, Clean Water Program projects.

BACKGROUND

In November 2018, Los Angeles County voters approved Measure W, which created the Safe Clean Water Program (SCWP) administered by the Los Angeles County Flood Control District (LACFCD). The SCWP was developed in collaboration with public health, environmental groups, cities, business, labor, and community-based organizations to protect water quality and provide new sources of water for the Los Angeles community. The SCWP generates an estimated \$285 million annually from a countywide property tax assessment. These funds are utilized by LA Sanitation and Environment (LASAN), as well as other city departments, for the development of regional and municipal stormwater projects and programs.

In March 2021, the SCWP Administrative Oversight Committee instructed LASAN to develop project sign design guidelines for projects implemented as part of the SCWP. These guidelines will provide direction for the development of a uniform system of professional and engaging signs to inform and educate the public on SCWP-funded projects across all City of Los Angeles (City) departments and locations.

CONSIDERATIONS AND CONCLUSIONS

Within the SCWP, signs are essential for branding the identities of the City's projects and providing an educational experience for Angelenos and visitors. It is essential to create a consistent and sustainable standard for the design of signage that can communicate key messages and information. The new standards increase the effectiveness of communicating to diverse audiences.

The Project Sign Design Guidelines include specifications regarding City logos, seals, graphics, fonts, nomenclature, and arrangement. In addition, the design proposal provides direction for specifications, manufacturing, scheduling, installation, and maintenance for project signage throughout the entire life of a project to ensure an educational, safe, and quality experience for residents and visitors.

The City SCWP Project Sign Design Guidelines provides guidance and addresses the signage needs for three different types of infrastructure projects:

- Site specific (e.g. park, City parcel)
- Green infrastructure corridor; and
- Gray infrastructure projects.

For each type of infrastructure project, the Project Sign Design Guidelines also outlines specifications for signage throughout a project's lifetime. This includes construction, permanent/monument, and interpretive signage. These signs will be used to better inform and educate residents, community members, and project stakeholders about specific projects, including its benefits, construction schedule, funding sources, partnering agencies, and history and characteristics of the surrounding watershed. The standards also adhere to all national Americans with Disabilities (ADA) accessibility requirements, thus ensuring quality public experiences when interacting with a City SCWP-funded project. The new sign program will help increase brand recognition and identity throughout the project life-cycle.

LASAN recommends that the SCWP Administrative Oversight Committee endorse and implement the Project Sign Design Guidelines policy document. As directed, LA Sanitation and Environment would publish the Project Sign Design Guidelines policy document and distribute the policy document to other City of Los Angeles departments implementing Safe, Clean Water Program projects for further coordination.

Attachment 1: Project Sign Design Guidelines Policy Document

cc: Rebecca Rasmussen, Mayor's Office
Ryan Jackson, Mayor's Office
Sarai Bhaga, CAO
Rafael Prieto, CLA
Jessica Quach, CAO
Barbara Romero, LASAN
Traci Minamide, LASAN
Julie Allen, LASAN
Art Castro, LADWP
Peter Tonthat, LADWP
Ana Tabuena Ruddy, StreetsLA

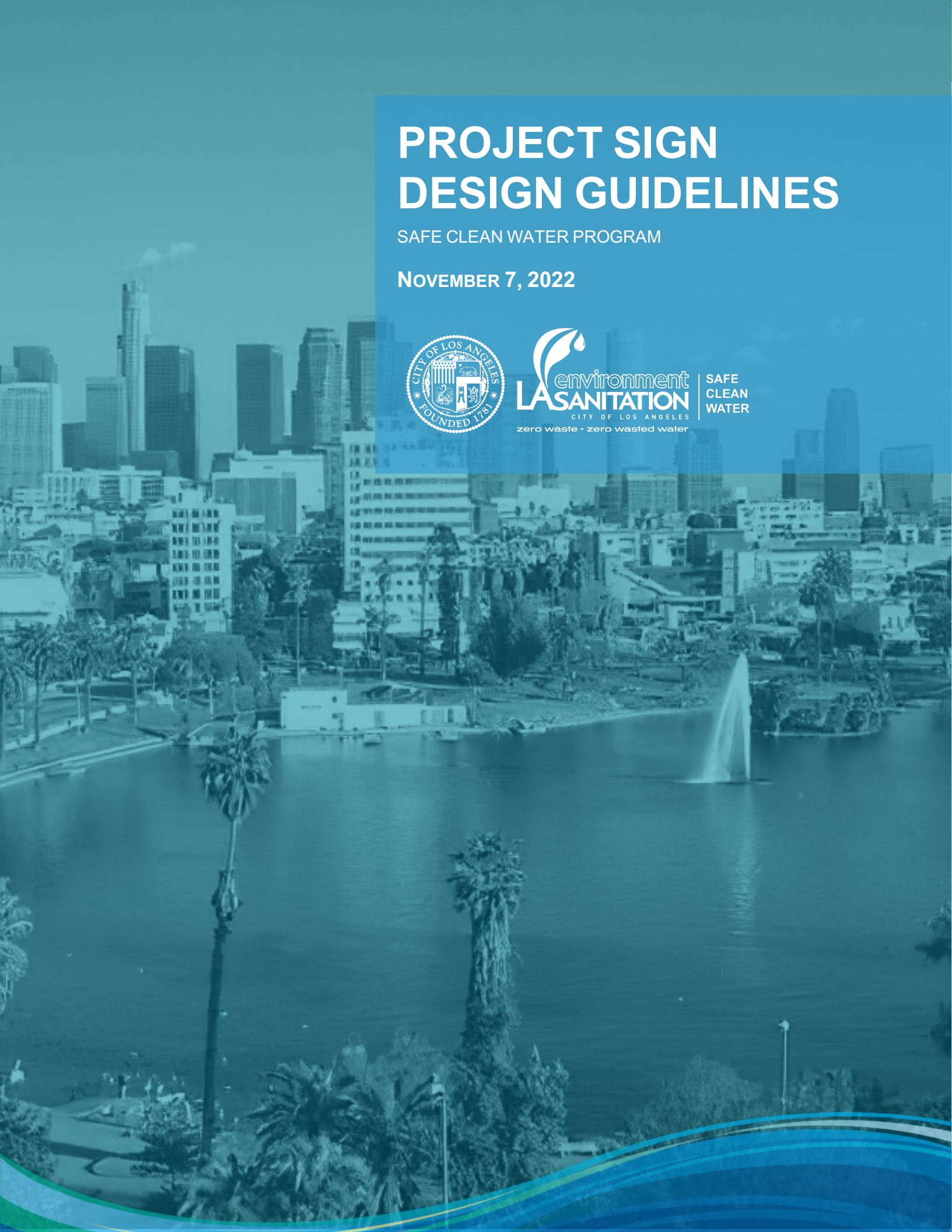
PROJECT SIGN DESIGN GUIDELINES

SAFE CLEAN WATER PROGRAM

NOVEMBER 7, 2022



SAFE
CLEAN
WATER



PROJECT SIGN DESIGN GUIDELINES SAFE CLEAN WATER PROGRAM

November 3, 2022

City of Los Angeles
Department of Public Works

LA Sanitation and Environment

(800) 773-2489
www.lacitysan.org

ACKNOWLEDGEMENTS

MAYOR

Eric Garcetti

CITY COUNCIL

Gil Cedillo, District 1

Paul Krekorian, District 2

Bob Blumenfield, District 3

Nithya Raman, District 4

Paul Koretz, District 5

Vacant, District 6

Monica Rodriguez, District 7

Marqueece Harris-Dawson, District 8

Curren D. Price, Jr., District 9

Heather Hutt, District 10

Mike Bonin, District 11

John Lee, District 12

Mitch O’Farrell, District 13

Kevin De Leon, District 14

Joe Buscaino, District 15

CITY CONTROLLER

Ron Galperin

ADMINISTRATIVE OVERSIGHT COMMITTEE

Matthew W. Szabo, City Administrative Officer,
Chair

Sharon M. Tso, Chief Legislative Analyst

Mary Hodge, Office of the Mayor

BOARD OF PUBLIC WORKS

Aura Garcia, President

M. Teresa Villegas, Vice President

Michael R. Davis, President Pro Tempore

Vahid Khorsand, Commissioner

Susana Reyes, Commissioner

LA SANITATION & ENVIRONMENT

Barbara Romero, Director & General Manager

Traci Minamide, Chief Operating Officer

Sarai Bhaga, Chief Financial Officer

Mas Dojiri, Assistant Director

Alex Helou, Assistant Director

Julie Allen, Assistant Director

Jose “Pepe” Garcia, Assistant Director

Timeyin Dafeta, Hyperion Plant Manager

Table of Contents

<i>Table of Contents</i>	4
EXECUTIVE SUMMARY	7
PROGRAM OVERVIEW	8
1.1 LA County Safe Clean Water Program	8
1.2 LA City Safe Clean Water Program	9
1.3 Project Signage Approvals	9
CHAPTER 2 - STANDARD DESIGN ELEMENTS OF SIGNAGE	10
2.1 Elements of Safe Clean Water Program Project Signage	10
2.2 City of Los Angeles Safe Clean Water Program Wave Graphic	10
2.3 County of Los Angeles Safe Clean Water Program Acknowledgement	11
2.4 Elected Officials Acknowledgement	12
2.5 Project Partners Acknowledgement and Logos	12
2.6 Ancestral Land Acknowledgement	12
2.7 Funding Partners Acknowledgement	12
2.8 Proposition O-Funded Projects	12
2.9 Fonts	12
2.10 Nomenclature	12
2.11 Language Access for Project Signage	12
2.12 General Guidelines	13
2.13 Sign Design, Timing and Budget	13
2.14 Sign Fabrication and Installation	13
2.15 Social Media	14
CHAPTER 3 – SIGNAGE FOR SITE-SPECIFIC PROJECTS	15
3.1 Site-Specific Projects – Construction Signage	15
3.1.1 Purpose	15
3.1.2 Specifications and Manufacturing	15
3.1.3 Sign Cost	15
3.1.4 Location and Placement	16
3.1.5 Scheduling, Installation, and Maintenance	16
3.2 Site-Specific Projects - Permanent/Monument Signage	16
3.2.1 Purpose	16
3.2.2 Specifications and Manufacturing	17

3.2.3 Sign Cost	17
3.2.4 Local Character and Architecture	17
3.2.5 Location and Placement	17
3.2.6 Scheduling, Installation, and Maintenance	17
3.3 Site-Specific Projects - Interpretive Signage	18
3.3.1 Purpose	18
3.3.2 Specifications and Manufacturing	18
3.3.3 Sign Cost	18
3.3.4 Local Character and Architecture	18
3.3.5 Location and Placement	18
3.3.6 Scheduling, Installation, and Maintenance	19
3.4 Project Construction Contract Template Language	19
<i>CHAPTER 4 - SIGNAGE FOR GREEN INFRASTRUCTURE CORRIDOR PROJECT</i>	20
4.1 Green Infrastructure Corridor Projects - Construction Signage	20
4.1.1 Purpose	20
4.1.2 Specifications and Manufacturing	20
4.1.3 Sign Cost	20
4.1.4 Location and Placement	20
4.1.5 Scheduling, Installation, and Maintenance	21
4.2 Green Infrastructure Corridor Projects - Permanent Signage	22
4.2.1 Purpose	22
4.2.2 Specifications and Manufacturing	22
4.2.3 Sign Cost	22
4.2.4 Local Character and Architecture	22
4.2.5 Location and Placement	22
4.2.6 Scheduling, Installation, and Maintenance	23
4.3 Green Infrastructure Corridor Projects - Interpretive Signage	23
4.3.1 Purpose	23
4.3.2 Specifications and Manufacturing	24
4.3.3 Sign Cost	24
4.3.4 Local Character and Architecture	24
4.3.5 Location and Placement	24
4.3.6 Scheduling, Installation, and Maintenance	25
4.4 Project Construction Contract Template Language	25

<i>CHAPTER 5 - SIGNAGE FOR GRAY INFRASTRUCTURE PROJECT</i>	26
5.1 Gray Infrastructure Projects - Construction Signage	26
5.1.1 Purpose	26
5.1.2 Specifications and Manufacturing	26
5.1.3 Sign Cost	26
5.1.4 Location and Placement	26
5.1.5 Scheduling, Installation, and Maintenance	27
5.2 Gray Infrastructure Projects - Permanent/Monument Signage	28
5.2.1 Purpose	28
5.2.2 Specifications and Manufacturing	28
5.2.3 Sign Cost	28
5.2.4 Local Character and Architecture	28
5.2.5 Location and Placement	28
5.2.6 Scheduling, Installation, and Maintenance	28
5.3 Gray Infrastructure Projects - Interpretive Signage	29
5.3.1 Purpose	29
5.3.2 Specifications and Manufacturing	29
5.3.3 Sign Cost	29
5.3.4 Local Character and Architecture	29
5.3.5 Location and Placement	30
5.3.6 Scheduling, Installation, and Maintenance	30
5.4 Project Construction Contract Template Language	30
<i>APPENDIX A</i>	32
<i>PROJECT SIGN DESIGNS</i>	32
<i>APPENDIX B</i>	48
<i>EXAMPLES OF EXISTING PROJECT SIGNS</i>	48
<i>APPENDIX B</i>	49
<i>APPENDIX B</i>	50
<i>APPENDIX B</i>	51
<i>SAMPLE SPECIFICATIONS for the MANUFACTURE and INSTALLATION of SIGNS</i>	57

EXECUTIVE SUMMARY

Signs play a vital role in our daily lives. They provide direction, information, and are one of the most effective tools for sharing key messages with residents and visitors as well as offering quality and educational experiences.

Within the SCWP, signs are essential for branding the City of Los Angeles' Safe Clean Water Program's (City SCWP) identity and providing an educational experience for Angelenos and visitors.

The City SCWP project signs need to include clear messaging and information, be simple and understandable to all people, and respond to the public's needs and interests.

The City SCWP Project Sign Design Guidelines provide guidance on the development of a uniform system of professional and attractive signs to inform and educate the public on SCWP-funded projects throughout a project's entire life, including construction, permanent and interpretive signage.

The City SCWP Project Sign Design Guidelines provides guidance and addresses the signage needs for three different types of infrastructure projects:

- Site specific.
- Green infrastructure corridor.
- Gray infrastructure projects.

The goals of the City SCWP Project Sign Design Guidelines include the following:

- Contribute to quality resident and visitor experiences.
- Communicate key messages and information.
- Provide guidance on the uniform and consistent appearance and format for all City SCWP project signs (construction, permanent, and interpretive).
- Increase brand recognition and identity.

- Adhere to all national Americans with Disabilities Act (ADA) accessibility requirements.
- Improve the graphic and aesthetic quality of all signs.
- Increase the effectiveness of communicating to diverse audiences.

The goals of signs installed at City SCWP-funded projects include the following:

- Create quality public experiences when interacting with a City SCWP-funded project.
- Increase the brand recognition and identity of the City SCWP.
- Communicate key messages and information associated with a specific project.
- Establish a uniform and consistent aesthetic and format for signs needed for all phases of City SCWP-funded projects, including site-specific, green infrastructure corridor, and gray infrastructure projects.
- Increase the effectiveness of communicating with diverse audiences.
- Develop a consistent and sustainable sign program for all project phases, including construction, permanent, and interpretive.

This document summarizes the City SCWP project sign design guidelines in detail, offers guidance on the development of project signage, and outlines how to determine appropriate project signage throughout the entire life of a project to ensure an educational, safe, and quality experience for residents and visitors.

PROGRAM OVERVIEW

1.1 LA County Safe Clean Water Program

In November 2018, Los Angeles (LA) County voters approved Measure W, which created the Safe Clean Water Program administered by the Los Angeles County Flood Control District (LA County SCWP). Developed in collaboration with public health, environmental groups, cities, business, labor, and community-based organizations, LA County SCWP generates an estimated \$285 million annually from a countywide property tax assessment.

LA County SCWP goals include the following:

- Implement a plan for the County of Los Angeles' stormwater system to capture the billions of gallons of rainwater runoff lost in the County each year.
- Help protect LA's coastal waters and beaches from the trash and contaminants in stormwater that have the potential to make people sick and threaten marine life.
- Modernize LA's 100-year-old stormwater system infrastructure, using a combination of nature, science, and new technology.
- Help protect public health, ensuring safer, greener, healthier, more livable spaces.
- Prepare the Southern California region for the effects of a changing climate — including recurring cycles of drought, wildfires, and flooding.
- Require strict community oversight and independent auditing to ensure local monies raised stay local.

The LA County SCWP is divided into three separate programs - the Regional Program, the Municipal Program, and the LA County Flood Control District Program:

Regional Program – Fifty percent (50%) of the LA County SCWP annual revenues is allocated to fund regional multi-benefit stormwater projects, programs, and studies. An estimated \$142 million is allocated to the nine LA County watersheds for regional projects. Applicants seeking regional program funding are required to submit project-funding proposals to LA County through an annual Regional Call for Projects process. Applications are reviewed by LA County Flood Control District staff, evaluated through a public process, included in annual watershed-based Stormwater Investment Plans, and then approved by the LA County Board of Supervisors.

Municipal Program – Forty percent (40%) of the LA County SCWP annual revenues is disbursed directly to municipalities to fund local stormwater projects. Funding is distributed to cities proportional to the tax revenues collected within their jurisdictions. An estimated \$114 million is allocated to LA County's 88 cities and unincorporated areas for multi-benefit water quality and water capture projects. The City of Los Angeles receives an estimated \$34 million annually.

LA County Flood Control District Programs — Ten percent (10%) of the LA County SCWP annual revenues is utilized by the LA County Flood Control District. An estimated \$28 million is allocated to the LA County Flood Control District to develop and implement programs, which include a public education program, local workforce job training, and school education programs.

1.2 LA City Safe Clean Water Program

The Safe Clean Water Program’s vision, mission and goals align with the City of Los Angeles’ Sustainability Plan, which envisions a more sustainable, equitable and livable future for our region.

On May 5, 2020 the City of Los Angeles adopted Ordinance No. 186612, which established the City’s Safe Clean Water Program Administrative Oversight Committee (AOC) to ensure the proper administration of the Safe Clean Water Program and identified LA Sanitation & Environment as the City’s lead agency and Fund Administrator for the City’s SCWP municipal program.

The AOC ensures the proper administration of the Safe Clean Water Program. Their duties and responsibilities include, but are not limited to:

- Develop and review criteria for the selection of projects as proposed by City departments.
- Review project proposals to determine if they meet adopted project criteria.
- Oversee, direct, and monitor the program and projects to ensure timely completion within approved schedules and budgets.
- Monitor utilization and cost of City personnel, personal services contracts, expense, and equipment for the projects.
- Review Memoranda of Agreement or Understanding between City

departments and outside agencies concerning the program.

- Resolve any issues of concern between the departments to address program and project needs.
- Take any other action as may be necessary to oversee the program and projects.

As the lead agency for the City of Los Angeles’ watershed management, water quality compliance programs and the Safe Clean Water Program, LA Sanitation & Environment (LASAN) partners with other City departments, the County of Los Angeles, other municipalities, regional agencies and non-governmental stakeholders to administer, oversee and coordinate the City of Los Angeles’ Safe Clean Water Program.

1.3 Project Signage Approvals

As the City of Los Angeles’ governing body ensuring the proper administration of the Safe Clean Water Program, the AOC shall have approval for the City of Los Angeles Safe Clean Water Program Project Sign Design Guidelines and for all Safe Clean Water Program project signs within their jurisdiction.

To ensure a uniform and consistent aesthetic and format for signs throughout all phases of City SCWP-funded projects, approval must be obtained from both LA Sanitation & Environment and the project’s responsible department before the design, fabrication, and installation of all City SCWP project signs including construction, permanent or interpretive signage.

CHAPTER 2 - STANDARD DESIGN ELEMENTS OF SIGNAGE

2.1 Elements of Safe Clean Water Program Project Signage

Standard design elements for SCWP project signage include the following:

- City of Los Angeles seal.
- LA County SCWP logo and acknowledgment language.¹
- Project partners logos.
- LA SCWP Wave graphic.
- Fonts and materials as outlined in the sign specifications (See Appendix C).
- City of Los Angeles Mayor, and applicable City Council Member(s) names.
- Project name.
- Mechanism for finding project information (e.g. QR Code, website address, or phone number).

These elements are to be consistent for each type of City SCWP project sign.

2.2 City of Los Angeles Safe Clean Water Program Wave Graphic

The wave graphic creates and reinforces a single identity and establishes a brand for the City SCWP. This image of a wave is to be used on all City SCWP project signage with the phrase 'City of Los Angeles Safe Clean Water Program'.

LASAN standard sign design elements are outlined in Figure 1.

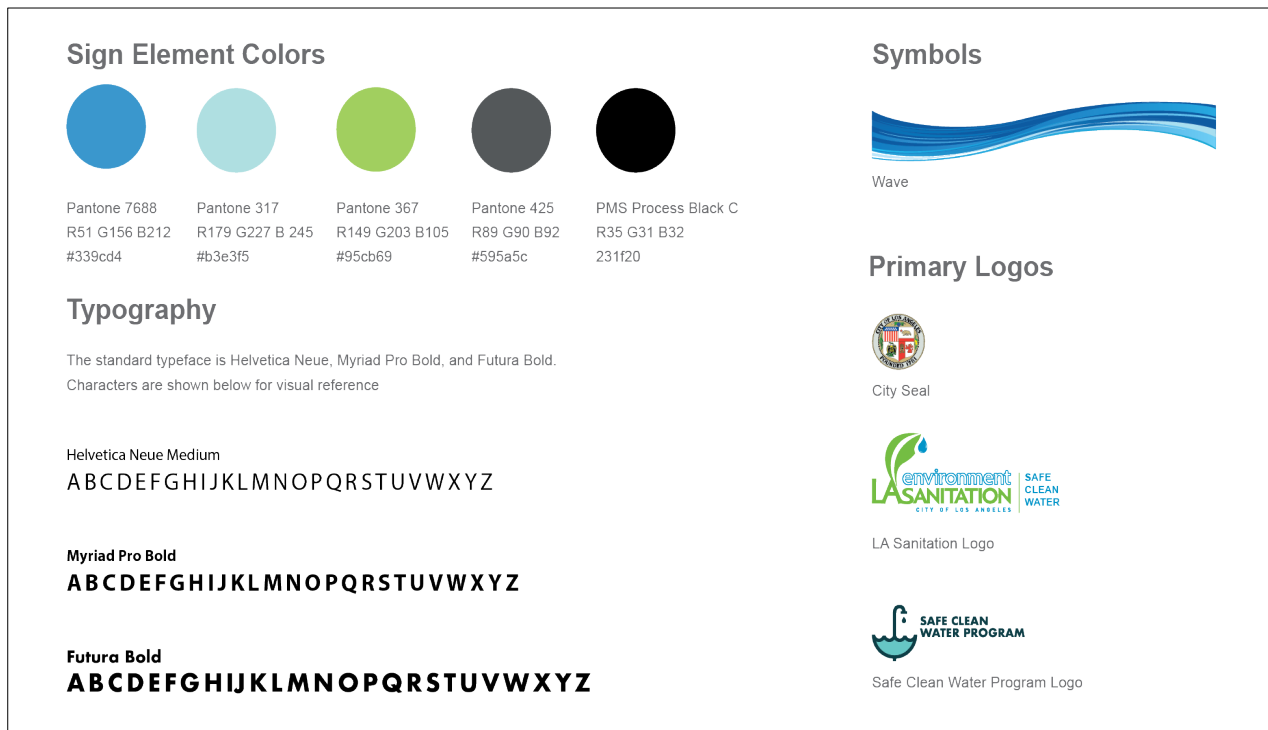


Figure 1

(1) Los Angeles County sign requirements as per Transfer Agreement between the Los Angeles County Flood Control District and City of Los Angeles, Bureau of Sanitation, Agreement No. 2020RPCSMB04, Safe, Clean Water Program - Regional Program, Exhibit B, Section B-2, October 29, 2020.

The City SCWP wave should appear only in the following colors:

- Blue 1: PMS 7388 (R51, G156, B212).
- Blue 2: PMS 317 (R179, G227, B245).
- Green: PMS 367 (R149, G203, B105).
- Grey: PMS 425 (R89, G90, B92).
- Black: PMS Process Black C (R89, G90, B92).

The LASAN logo should appear only in the following colors:

- Blue: PMS 639 (C100, M0, Y100, K0).
- Green: PMS 368 (C60, M10, Y5, K0).
- White: PMS 000 C (C0, M0, Y5, K0).
- Black: PMS Process Black C (C75, M68, Y67, K90).

Do not use non-standard colors for the LASAN logos.

When placing partner logos on project signs, the correct logo specifications shall be used. Project managers shall liaise with departments regarding receipt and use of correct logo. When multiple logos are used, the City seal and logos shall be the same size and spaced equally.

The City SCWP wave and City seal are proportional and should not be expanded, stretched, condensed, or recreated. Original artwork is available from LASAN. To obtain the original artwork, please send an email to: san.safecleanwater@lacity.org. In the e-mail subject line, please include the name of the project and the nature of the request.

Additional LA Sanitation and Environment sign requirements include the following:

- When using multiple logos, the City of LA seal should always be placed first (i.e. farthest to the left).
- The LA Sanitation Safe Clean Water logo should be placed to the immediate right of the City seal.

- Project partners logos (as appropriate) should be placed to the right of the LA Sanitation logo.
- All logos should be the same size and height.
- Do not stretch any logo. If you change the size, maintain the size ratio.
- If you need a high-resolution logo, vector art, an EPS file, or an AI file, please contact LASAN at san.safecleanwater@lacity.org.
- Provide project contact information including a phone number, email address and website where more information can be found. For Public Works projects, please include the following:
 - LASAN's 24-hour Customer Care Center, 1 (800) 773-2489.
 - E-mail: san.safecleanwater@lacity.org.
 - Website: www.lacitysan.org.
- Refer to the organization as LA Sanitation and Environment or LASAN.
- When appropriate, please include Facebook, Twitter, and Instagram logos with @lacitysan handle.
- Include the QR code below that directs residents to the City SCWP web site when applicable and as space permits.



2.3 County of Los Angeles Safe Clean Water Program Acknowledgement

The City of Los Angeles will include appropriate acknowledgment of credit to the Los Angeles County SCWP on all signs posted at project sites. All signs should include the LA County SCWP logo and the following disclosure statement: "Funding for this project has been provided in full or in

part from the Los Angeles County Flood Control District’s Safe Clean Water Program.”

2.4 Elected Officials Acknowledgement

All City SCWP project signs (construction, permanent, and interpretive) shall acknowledge the Mayor of Los Angeles, City Council member(s), and other elected officials, as applicable, and on a case by case basis.

The lead agency for the project shall consult the Los Angeles City Attorney’s office regarding the City’s policy on the appropriate listing of elected officials on project signs during election cycles.

2.5 Project Partners Acknowledgement and Logos

All City SCWP project signs shall acknowledge project partners (e.g. partner departments, other city agencies, community based organizations) by including their names and applicable logos.

2.6 Ancestral Land Acknowledgement

Acknowledgement of the land and the watershed area as the unceded ancestral homelands of the Gabrielino Tongva, Ventureño Chumash, Gabrielino Kizh, and Fernandefio Tataviam Nations on interpretive project signage is recommended. This acknowledgement respects these Tribes’ long-standing connection to and protection of an area’s watershed. Additionally, it educates residents that Tribes are still present and that they were the original stewards of this land and its waters.

2.7 Funding Partners Acknowledgement

City SCWP projects, which receive funding from outside public or private sources shall acknowledge the funding agency, including its logo and appropriate acknowledgement language on all project signage.

2.8 Proposition O-Funded Projects

City SCWP projects, which also receive Proposition O funding, shall acknowledge Proposition O and include its logo as a funding partner on all appropriate signage.

2.9 Fonts

Fonts to be used on City SCWP project signs include upper-case and lower-case Helvetica Neue Medium, Myriad Pro Bold, and Futura Bold. Specific languages may require additional fonts (see Section 2.10). Font size will vary with the size of the sign and messaging. The text font size must be balanced with the size of logos and other graphics on the sign.

2.10 Nomenclature

The SCWP watershed areas within the jurisdiction of the City of Los Angeles consist of the Upper Los Angeles River watershed, the Central Santa Monica Bay watershed, and the South Santa Monica Bay watershed. Reference to major and minor tributaries within these watersheds (e.g. Ballona Creek, Arroyo Seco, Pacoima Wash) is encouraged to educate the general public about the characteristics of a specific watershed with a project’s signage referencing the appropriate SCWP watershed area within which the project resides.

2.11 Language Access for Project Signage

Residents speak more than 200 different languages within Los Angeles’ boundaries. To be inclusionary and transparent, City SCWP project signs should be translated from English into the primary language(s) spoken in the community surrounding the project.

Executive Directive No. 32, Strengthening Language Access in the City of Los Angeles (Issued December 16, 2021), creates a guiding language access plan and sets the

foundation for a citywide language access and accessible communication program and serves as a model for City departments.

LA Sanitation and Environment and its City SCWP partner departments shall work with the Citywide Language Access Coordinator and individual department language access coordinators to determine and address the language access needs of all project signage and follow the recommendations and requirements outlined in the City of Los Angeles' Language Access Plan.

2.12 General Guidelines

The following are general guidelines in the creation of City SCWP project signage:

1. Keep sign messages brief. Unnecessary information will confuse the viewer.
2. The line-space between two different messages should be greater than the line-space between lines of the same multiple-line message.
3. Do not allow text to run right up to the edge of a sign or border.
4. If a line of text needs to be reduced to fit on a sign, use commonly recognized abbreviations, or reduce the number of words or size of the font for the entire sign/message.
5. Use lettering and sign panel size that is appropriate for the distance and speed at which a sign is viewed (e.g. walking vs. driving).
6. Use sentence-case whenever possible. Avoid the use of all capital letters in text.
7. Ensure that project signs face the intended viewer, and that ADA requirements are referenced and adhered to in the positioning and posting of all signs.

2.13 Sign Design, Timing and Budget

Signage (construction, permanent and interpretive) should be included in all

construction drawings and specifications and included in each project's total budget and bid items. The sign design should be finalized in the later stages of a project's design with the project's final plans and specifications including construction, permanent and interpretive signage.

2.14 Sign Fabrication and Installation

Pedestal or post-mounted sign(s) are preferred when there is space (e.g. in a park). Composite materials are preferred for signs. For City SCWP green infrastructure corridor projects, permanent and interpretive signs should be fabricated and installed in compliance with Los Angeles Department of Transportation (LADOT) requirements and specifications. Additional details are provided in Appendix C.

2.15 Social Media

When appropriate, please include the Facebook, Twitter, and Instagram icons on each sign. Examples of social media logos and LASAN links include the following:

Facebook:



www.facebook.com/lacitysan

LinkedIn:



www.linkedin.com/company/lasanitation

Twitter:



www.twitter.com/lacitysan

Nextdoor:



www.nextdoor.com/agency/la-sanitation

Instagram:



www.instagram.com/lacitysan

Eventbrite:



www.lacitysan.eventbrite.com

Pinterest:



www.pinterest.com/lacitysan

YouTube:



www.youtube.com/channel/UC1aSanitationEnvironment

Do not create new social media accounts for City SCWP projects. Only the above LASAN accounts are approved. If you need something posted on social media, please contact LASAN at san.safeandcleanwater@lacity.org. In the subject line, place the name of the project as well as the nature of the request.

CHAPTER 3 – SIGNAGE FOR SITE-SPECIFIC PROJECTS

This chapter includes information for signage for SCWP-funded site-specific projects and is organized by signage type: Construction, Permanent/Monument and Interpretive.

Site specific projects are defined as projects whose elements are included within a specific site (e.g. a park). Site-specific projects are often situated in locations that include public access; therefore, signage for these types of projects can be placed at the entrance to the site or along pedestrian walkways.

3.1 Site-Specific Projects – Construction Signage

3.1.1 Purpose

Project construction signage is used to inform and educate residents, community members, and project stakeholders about a specific project, including its benefits, construction schedule, funding source(s), partner agencies and/or organizations and contact information if questions or concerns arise.

Examples of signs, including designs and photos of existing signs, are provided in Appendices A and B.

A temporary project identification sign is shown in Figure 2 below.




Figure 2

3.1.2 Specifications and Manufacturing

The specifications for project signs will be different for every project and should be developed and written on a case by case basis.

Appendix C includes a sample of the specifications that should be developed for the manufacture and installation of project signs and included in project contract documents.

All materials used in the manufacturing and fabrication of a project's signs shall be durable and resistant to the elements and graffiti.

Project managers should consult with the Department of Public Works, Office of Community Beautification on the appropriate graffiti-repellent coating to apply to all project signage.

3.1.3 Sign Cost

The cost of the construction sign(s) is an eligible project cost. Cost of signs will vary with each project and sign type. A typical temporary construction sign (4 feet by 8 feet) may cost \$400-\$800 to manufacture.

3.1.4 Location and Placement

The City project manager, site owner/operator, and project contractor shall determine the number and location of construction sign(s).

A suggested location could be a pre-existing entrance of the site or a banner on temporary construction fencing, which may surround the project. Banner design elements should be consistent with the branding, color, font(s), and logo(s) standards included herein. To avoid visual clutter, consider grouping multiple signs together.

Select a prominent location(s) where visitors and residents may safely access and easily read the sign(s).

3.1.5 Scheduling, Installation, and Maintenance

Construction information signage shall be installed 30 days before the start of the project's construction unless otherwise agreed upon by the project manager and contractor. Construction signage shall be removed within 30 days of a project's completion.

The contractor shall follow the guidelines provided by the project manager to produce, install, and maintain project signage, including project alert and project update signs.

A hotline phone number must be included on signs for projects that will require night work, weekend work, or work that will disrupt the normal daily activity of the residents in the project area for more than one week.

Project alert signs and project update signs must be placed at least one week before the alert or update occurrence.

All signs must conform to ADA requirements. For standards, refer to California Code of Regulations, Title 24.

The sign type and installation method chosen should be used consistently throughout the project site and the life of the construction of the project.

Consider the character of the project site or adjacent architecture when selecting an installation method. Local culture, history, and/or architecture may make it appropriate to modify installation details.

The construction contractor of the project site shall be responsible for maintaining construction signs. The required maintenance of signage consists of regular inspections for vandalism, including the cleaning and repair of signs as necessary as well as the replacement of signage that is irreparable.

Project managers should consult with the Department of Public Works, Office of Community Beautification on the appropriate graffiti-repellent coating to apply to signage.

3.2 Site-Specific Projects - Permanent/Monument Signage

3.2.1 Purpose

Permanent, or monument-style, project signage is used to inform and educate residents, community members, and project stakeholders about a specific project and its partner agencies.

See Appendices A and B for examples and photos of pre-existing project signs.

3.2.2 Specifications and Manufacturing

The specifications for project signs will be different for every project and should be developed and written on a case by case basis.

Appendix C includes a sample of the specifications that should be developed for the manufacture and installation of project signs and included in project contract documents.

All materials used in the manufacturing and fabrication of a project's signs shall be durable and resistant to the elements and graffiti.

Project managers should consult with the Department of Public Works, Office of Community Beautification on the appropriate graffiti-repellent coating to apply to all project signage.

3.2.3 Sign Cost

The cost of the sign(s) is an eligible project cost. Cost of signs will vary with each project and sign type. Larger signs (i.e., permanent or monument-type signs) may exceed \$20,000.

3.2.4 Local Character and Architecture

Consider the character of existing site architecture when selecting a design for the permanent/monument sign. Local culture, history, and/or architecture may make it appropriate to modify or incorporate specific elements into design details.

3.2.5 Location and Placement

The City project manager, site owner/operator, and project contractor will determine the number and location of permanent/monument sign(s).

A suggested location could be an existing entrance to the site or adjacent to a

pedestrian walkway through or around the project site.

Select a prominent location(s) where visitors and residents may safely access and easily read the sign(s).

To avoid visual clutter, consider grouping multiple signs together.

3.2.6 Scheduling, Installation, and Maintenance

Permanent/monument signage should be installed before the completion of the project. If the project requires permanent signage as defined in the project scope of work, then the contractor will be responsible for production and installation.

All signs must conform to ADA requirements. For standards, refer to California Code of Regulations, Title 24.

The sign type and installation method chosen should be used consistently throughout the project site and the life of the project.

Consider the character of existing site architecture when selecting an installation method. Local culture, history, and/or architecture may make it appropriate to modify installation details.

LASAN shall partner with LADOT, LADWP and Streets LA to identify projects and develop plans for the required maintenance of permanent project signage. The required maintenance of signage consists of regular inspections for vandalism, including the cleaning and repair of signs as necessary, as well as the replacement of signage that is irreparable.

3.3 Site-Specific Projects - Interpretive Signage

3.3.1 Purpose

Interpretive project signage, which can include displays and/or kiosks, is used to inform and educate residents and visitors about a specific project, its multiple benefits, the surrounding watershed, its history and characteristics, and its partner agencies.

Interpretive signage also offers the opportunity to educate residents about pollutants of concern found in the watershed, the best management practices employed by the project to improve water quality, and specific good housekeeping practices that residents can adopt at home to keep those pollutants of concern out of the watershed's creeks and rivers.

Appendices A and B include sign designs and photos of existing signs that may be considered for content.

3.3.2 Specifications and Manufacturing

The specifications for project signs will be different for every project and should be developed and written on a case by case basis.

Appendix C includes a sample of the specifications that should be developed for the manufacture and installation of project signs and included in project contract documents.

All materials used in the manufacturing and fabrication of a project's signs shall be durable and resistant to the elements and graffiti.

Project managers should consult with the Department of Public Works, Office of Community Beautification on the appropriate graffiti-repellent coating to apply to all project signage.

3.3.3 Sign Cost

The cost of the sign(s) is an eligible project cost. Cost of signs will vary with each project and sign type. A typical interpretive sign (2 feet by 3 feet) may cost \$1,000-\$5,000 to manufacture, while large or complex interpretive signage (i.e., specialty high-end products, kiosk) may exceed \$20,000.

3.3.4 Local Character and Architecture

Consider the character of existing site architecture when selecting a design for the interpretive signage. Local culture, history, and/or architecture may make it appropriate to modify or incorporate specific elements into design details.

3.3.5 Location and Placement

The City project manager, site owner/operator, and project contractor will determine the number, location, placement, and content of interpretive signage.

Suggested locations for interpretive signs and/or displays include overlook areas, bulb-out areas off main pedestrian walkways, seating areas, and/or site access points. Locations should provide views of the topic addressed, if possible, and be appropriate to the topic. In determining the location of interpretive signage, select a location where residents and visitors may safely access and read the signage.

To avoid visual clutter, consider grouping multiple signs together.

3.3.6 Scheduling, Installation, and Maintenance

Interpretive signage should be installed before the completion of the project. If the project requires interpretive signage as defined in the project scope of work, then the contractor will be responsible for production and installation.

All signs must conform to ADA requirements. For standards, refer to California Code of Regulations, Title 24.

The sign design, type, and installation method chosen should be used consistently throughout the project site and the life of the project.

LASAN shall partner with LADOT, LADWP and Streets LA to identify projects and develop plans for the required maintenance of permanent project signage. The required maintenance of signage consists of regular inspections for vandalism, including the cleaning and repair of signs as necessary, as well as the replacement of signage that is irreparable.

3.4 Project Construction Contract Template Language

Project managers shall consult with the City Attorney to ensure that the appropriate project signage language referencing the SCWP Project Sign Design Guidelines is included in the project construction contract.



CHAPTER 4 - SIGNAGE FOR GREEN INFRASTRUCTURE CORRIDOR PROJECTS

This chapter includes information for City SCWP green infrastructure corridor projects and is organized by signage type: Construction, Permanent/Monument, and Interpretive.

Green infrastructure corridor projects pose unique challenges to signage as the project elements are typically located within or immediately adjacent to public rights-of-way. As such, green infrastructure corridor projects may not allow for traditional project signage.

4.1 Green Infrastructure Corridor Projects - Construction Signage

4.1.1 Purpose

Project construction signage is used to inform and educate residents, community members, and project stakeholders about a green infrastructure corridor project, including its benefits, construction schedule, funding source(s), partner agencies and/or organizations, and contact information if questions or concerns arise.

Construction signage, including designs and photos of existing signs, are provided in Appendices A and B.

A temporary project identification sign is shown below in Figure 3.

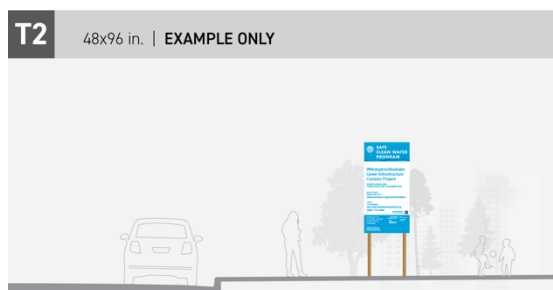


Figure 3

4.1.2 Specifications and Manufacturing

The specifications for project signs will be different for every project and should be developed and written on a case by case basis.

Appendix C includes a sample of the specifications that should be developed for the manufacture and installation of project signs and included in project contract documents.

All materials used in the manufacturing and fabrication of a project's signs shall be durable and resistant to the elements and graffiti.

Project managers should consult with the Department of Public Works, Office of Community Beautification on the appropriate graffiti-repellent coating to apply to all project signage.

4.1.3 Sign Cost

The cost of the sign(s) is an eligible project cost. Cost of signs will vary with each project and sign type. A typical temporary construction sign (4 feet by 8 feet) may cost \$400-\$800 to manufacture.

4.1.4 Location and Placement

The City project manager and project contractor will determine the number and location of construction sign(s). Several construction signs may be appropriate to adequately educate and inform residents about the unique yet multi-beneficial nature of a green infrastructure corridor project.

Suggested methods could be the placement of vertically formatted signs or small banners on temporary construction fencing, which may surround project best

management practices (e.g. tree wells or parkway bioswales). Banner design elements should be consistent with the branding, color, font(s), and logo(s) standards included herein.

A temporary project identification sign is shown below in Figure 4.




Figure 4

As green infrastructure corridor projects are located in the public right-of-way, be sure to select location(s) where visitors and residents may safely access and easily read the sign(s).

4.1.5 Scheduling, Installation, and Maintenance

Construction information signage should be installed 30 days before the start of the project's construction unless otherwise agreed upon by the project manager and contractor. Construction signage should be removed within 30 days of a project's completion.

The contractor shall follow the guidelines provided by the project manager to produce, install, and maintain project signage,

including project alert and project update signs.

A hotline phone number must be included on signs for projects that will require night work, weekend work, or work that will disrupt the normal daily activity of the residents in the project area for more than one week.

Project alert signs and project update signs must be placed at least one week before the alert or update occurrence.

A temporary construction alert sign is shown below in Figure 5.



Figure 5

All signs must conform to ADA requirements. For standards, refer to California Code of Regulations, Title 24.

The sign type and installation method chosen should be used consistently throughout the project site and the life of the construction of the project.

Consider the character of the project site or adjacent architecture when selecting an installation method. Local culture, history, and/or architecture may make it appropriate to modify installation details.

The construction contractor shall be responsible for maintaining construction signs. The required maintenance of signage consists of regular inspections for vandalism, including the cleaning and repair

of signs as necessary as well as the replacement of signage that is irreparable.

Project managers should consult with the Department of Public Works, Office of Community Beautification on the appropriate graffiti-repellent coating to apply to signage.

4.2 Green Infrastructure Corridor Projects - Permanent Signage

4.2.1 Purpose

Permanent project signage is used to inform and educate residents, community members, and project stakeholders about a specific green infrastructure corridor project and its partner agencies. Examples of signs, including designs and photos of existing signs, are provided in Appendices A and B.

A permanent green infrastructure corridor project sign is shown in Figure 6 below.

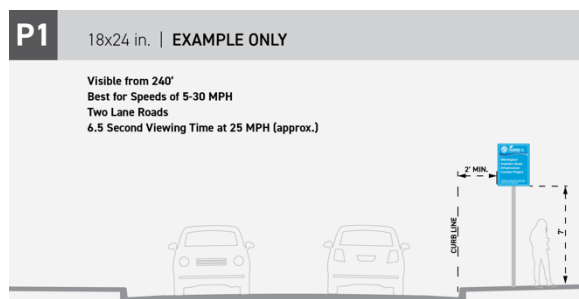


Figure 6

4.2.2 Specifications and Manufacturing

The specifications for project signs will be different for every project and should be developed and written on a case by case basis.

Appendix C includes a sample of the specifications that should be developed for the manufacture and installation of project signs and included in project contract documents.

All materials used in the manufacturing and fabrication of a project's signs shall be durable and resistant to the elements and graffiti.

Project managers should consult with the Department of Public Works, Office of Community Beautification on the appropriate graffiti-repellent coating to apply to all project signage.

4.2.3 Sign Cost

The cost of the sign(s) is an eligible project cost. Cost of signs will vary with each project and sign type. A typical street sign (18-inch by 24-inch, aluminum plate) may cost \$500-\$1,000 to manufacture.

4.2.4 Local Character and Architecture

Consider the character of existing site architecture when selecting a design for permanent signs. Local culture, history, and/or architecture may make it appropriate to modify or incorporate specific elements into design details.

4.2.5 Location and Placement

Green infrastructure corridor projects pose unique challenges to permanent signage as the project elements are typically located within a public right-of-way. Green infrastructure corridor projects may not allow for traditional permanent signage.

The City project manager and contractor shall determine the number and location of permanent sign(s). Suggested locations could be each of the entrance points of the green infrastructure corridor and the placement of smaller 18-inch by 24-inch (size for example only) aluminum signs on existing steel posts. LADOT should be consulted, and guidelines followed in the installation of permanent street signs.

A permanent green infrastructure corridor project sign is shown below.

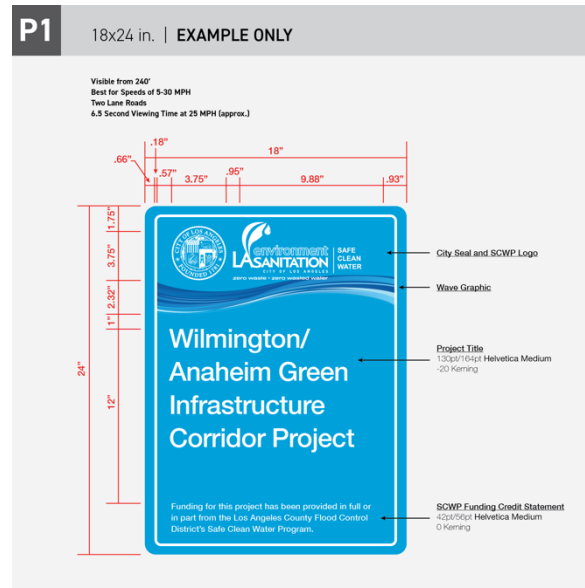


Figure 7

As green infrastructure corridor projects are located in the public right-of-way, be sure to select location(s) where visitors and residents may safely access and easily read the sign(s).

4.2.6 Scheduling, Installation, and Maintenance

Permanent signage shall be installed before the completion of the project. If the project requires permanent/monument signage as defined in the project scope of work, then the contractor shall be responsible for production and installation.

All signs must conform to ADA requirements. For standards, refer to California Code of Regulations, Title 24.

All signs must conform to LADOT requirements and regulations.

The sign type and installation method chosen shall be used consistently throughout the project site and the life of the project.

The character of existing area architecture shall be considered when selecting an installation method. Local culture, history, and/or architecture may make it appropriate to modify installation details.

LASAN shall partner with LADOT, Los Angeles Department of Water and Power (LADWP) and Streets LA to identify projects and develop plans for the required maintenance of permanent project signage located in the public right-of-way. The required maintenance of signage consists of regular inspections for vandalism, including the cleaning and repair of signs as necessary, as well as the replacement of interpretive signage that are irreparable.

Project managers should consult with the LADOT / Streets LA on municipal rules, regulations and permits surrounding the placement of signs in the public right-of-way.

4.3 Green Infrastructure Corridor Projects - Interpretive Signage

4.3.1 Purpose

Interpretive project signage is used to inform and educate residents and visitors about a specific project, its multiple benefits, surrounding watershed, characteristics, and its partner agencies. Interpretive signage also offers the opportunity to educate residents about specific good housekeeping practices that residents can adopt at home to keep those pollutants of concern out of the watershed's creeks and rivers.

Appendices A and B include examples and photos of existing interpretive signage.

4.3.2 Specifications and Manufacturing

The specifications for project signs will be different for every project and should be developed and written on a case by case basis.

Appendix C includes a sample of the specifications that should be developed for the manufacture and installation of project signs and included in project contract documents.

All materials used in the manufacturing and fabrication of a project's signs shall be durable and resistant to the elements and graffiti.

Project managers should consult with the Department of Public Works, Office of Community Beautification on the appropriate graffiti-repellent coating to apply to all project signage.

4.3.3 Sign Cost

The cost of the sign(s) is an eligible project cost. Cost of signs will vary with each project and sign type. A typical interpretive sign (2 foot by 3 foot) may cost \$1,000-\$5,000 to manufacture, while large or complex signs (i.e., specialty high-end products, kiosk) may exceed \$20,000.

4.3.4 Local Character and Architecture

Consider the character of existing site architecture when selecting a design for the interpretive signage. Local culture, history, and/or architecture may make it appropriate to modify or incorporate specific elements into design details.

4.3.5 Location and Placement

The City project manager, site owner/operator, and project contractor will determine the number, location, placement, and content of interpretive signage.

Green infrastructure corridor projects pose unique challenges to interpretive signage as the project elements are typically located within a public right-of-way. Green infrastructure corridor projects may not allow for traditional interpretive signage (e.g. displays and/or kiosks).

The City project manager and contractor will determine the number and location of interpretive sign(s). Suggested locations could be the best management practice elements installed on the green infrastructure corridor (e.g. tree wells and/or parkway bioswales). Small signs affixed to these best management practices could explain the purpose of the best management practice and the community benefits realized. The use of a QR code which sends visitors to a project web page may be considered. The LADOT should be consulted, and guidelines followed in the installation of interpretive street signs.

A small interpretive sign is shown in Figure 8 below.



Figure 8

As green infrastructure corridor projects are located in the public right-of-way, be sure to select location(s) where visitors and residents may safely access and easily read the interpretive sign(s).

4.3.6 Scheduling, Installation, and Maintenance

Interpretive signage should be installed before the completion of the project. If the project requires interpretive signage as defined in the project scope of work, then the contractor will be responsible for production and installation.

All signs must conform to ADA requirements. For standards, refer to California Code of Regulations, Title 24. The sign design, type, and installation method chosen should be used consistently throughout the project site and the life of the project.

LASAN shall partner with LADOT, LADWP and Streets LA to identify projects and develop plans for the required maintenance of permanent project signage. The required maintenance of signage consists of regular inspections for vandalism, including the cleaning and repair of signs as necessary, as well as the replacement of signage that is irreparable.

4.4 Project Construction Contract Template Language

Project managers shall consult with the City Attorney to ensure that the appropriate project signage language referencing the SCWP Project Sign Design Guidelines is included in the project construction contract.



CHAPTER 5 - SIGNAGE FOR GRAY INFRASTRUCTURE PROJECTS

This chapter includes information for SCWP gray infrastructure projects and is organized by signage type: Construction, Permanent/Monument, and Interpretive.

Gray infrastructure projects pose unique challenges to signage as project elements may not be located in the public right-of-way and many elements may be located underground (e.g. low-flow diversion projects). As such, gray infrastructure corridor projects may not allow for traditional site-specific project signage.

5.1 Gray Infrastructure Projects - Construction Signage

5.1.1 Purpose

Project construction signage is used to inform and educate residents, community members, and project stakeholders about a specific project, including its benefits, construction schedule, funding source(s), partner agencies and/or organizations, and contact information if questions or concerns arise.

Appendices A and B includes designs and photos of existing signs.

A temporary project identification sign is shown in Figure 8 below.

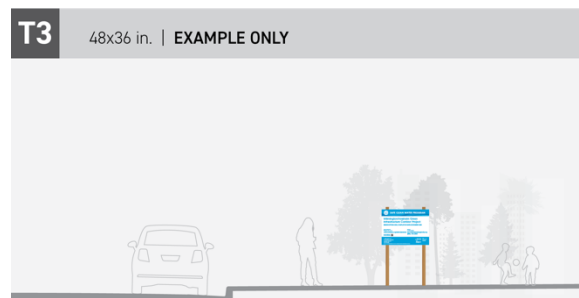


Figure 8

5.1.2 Specifications and Manufacturing

The specifications for project signs will be different for every project and should be developed and written on a case by case basis.

Appendix C includes a sample of the specifications that should be developed for the manufacture and installation of project signs and included in project contract documents.

All materials used in the manufacturing and fabrication of a project's signs shall be durable and resistant to the elements and graffiti.

Project managers should consult with the Department of Public Works, Office of Community Beautification on the appropriate graffiti-repellent coating to apply to all project signage.

5.1.3 Sign Cost

The cost of the sign(s) is an eligible project cost. Cost of signs will vary with each project and sign type. A typical temporary construction sign (4 feet by 8 feet) may cost \$400-\$800 to manufacture.

5.1.4 Location and Placement

The City project manager, site owner/operator, and project contractor will determine the number and location of construction sign(s).

A suggested location could be an existing entrance of the site or a banner on temporary construction fencing, which may surround the project. Banner design elements should be consistent with the branding, color, font(s), and logo(s) standards included herein.

A temporary project identification sign is shown in Figure 9 below.




Figure 9

Select a prominent location(s) where visitors and residents may safely access and easily read the sign(s).

To avoid visual clutter, consider grouping multiple signs.

5.1.5 Scheduling, Installation, and Maintenance

Construction information signage shall be installed 30 days before the start of the project's construction unless otherwise agreed upon by the project manager and contractor. Construction signage shall be removed within 30 days of a project's completion.

The contractor shall follow the guidelines provided by the project manager to produce, install, and maintain project signage, including project alert and project update signs.

A hotline phone number shall be included on signs for projects that will require night work, weekend work, or work that will disrupt the normal daily activity of the residents in the project area for more than one week.

Project alert signs and project update signs must be placed at least one week before the alert or update occurrence.

A project alert sign is shown in Figure 10 below.



Figure 10

All signs must conform to ADA requirements. For standards, refer to California Code of Regulations, Title 24.

The sign type and installation method chosen shall be used consistently throughout the project site and the life of the construction of the project.

Consider the character of the project site or adjacent architecture when selecting an installation method. Local culture, history and/or architecture may make it appropriate to modify installation details.

The construction contractor of the project site shall be responsible for maintaining construction signs. The required maintenance of signage consists of regular inspections for vandalism, including the cleaning and repair of signs as necessary as well as the replacement of signage that is irreparable.

5.2 Gray Infrastructure Projects - Permanent/Monument Signage

5.2.1 Purpose

Permanent, or monument-style, project signage is used to inform and educate residents, community members, and project stakeholders about a specific project and its partner agencies.

Project sign designs and photos of existing signs are provided in Appendices A and B.

A permanent project sign is shown in Figure 11 below.

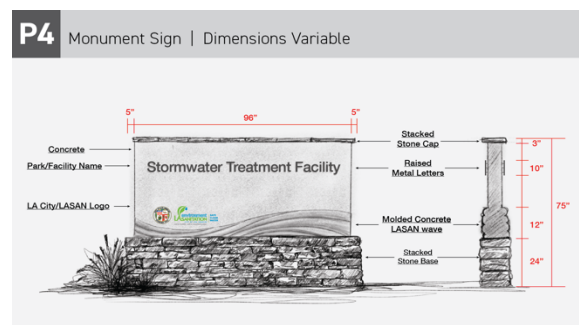


Figure 11

5.2.2 Specifications and Manufacturing

The specifications for project signs will be different for every project and should be developed and written on a case by case basis.

Appendix C includes a sample of the specifications that should be developed for the manufacture and installation of project signs and included in project contract documents.

All materials used in the manufacturing and fabrication of a project's signs shall be durable and resistant to the elements and graffiti.

Project managers should consult with the Department of Public Works, Office of Community Beautification on the

appropriate graffiti-repellent coating to apply to all project signage.

5.2.3 Sign Cost

The cost of the sign(s) is an eligible project cost. Cost of signs will vary with each project and sign type. Large signs (i.e., permanent or monument-style) may exceed \$20,000.

5.2.4 Local Character and Architecture

Consider the character of existing site architecture when selecting a design for the permanent/monument sign. Local culture, history, and/or architecture may make it appropriate to modify or incorporate specific elements into design details.

5.2.5 Location and Placement

The City project manager, site owner/operator, and project contractor will determine the number and location of permanent/monument sign(s).

A suggested location could be an existing entrance to the site or adjacent to a pedestrian walkway through or around the project site.

Select a prominent location(s) where visitors and residents may safely access and easily read the sign(s).

To avoid visual clutter, consider grouping multiple signs together.

5.2.6 Scheduling, Installation, and Maintenance

Permanent/monument signage shall be installed before the completion of the project. If the project requires permanent signage as defined in the project scope of work, then the contractor will be responsible for production and installation.

All signs must conform to ADA requirements. For standards, refer to California Code of Regulations, Title 24.

The sign type and installation method chosen shall be used consistently throughout the project site and the life of the project.

Consider the character of existing site architecture when selecting an installation method. Local culture, history, and/or architecture may make it appropriate to modify installation details.

LASAN shall partner with LADOT, LADWP and Streets LA to identify projects and develop plans for the required maintenance of permanent project signage. The required maintenance of signage consists of regular inspections for vandalism, including the cleaning and repair of signs as necessary, as well as the replacement of signage that is irreparable.

5.3 Gray Infrastructure Projects - Interpretive Signage

5.3.1 Purpose

Interpretive project signage, which can include displays and/or kiosks, is used to inform and educate residents and visitors about a specific project, its multiple benefits, surrounding watershed, characteristics, and its partner agencies. Interpretive signage offers the opportunity to educate residents about pollutants of concern found in the watershed, and the best management practices employed by the project to improve water quality and/or capture stormwater and urban runoff.

Additionally, interpretive signage can educate residents about specific good housekeeping practices that they can adopt at home to keep pollutants of concern out of the watershed's creeks and rivers.

Signs, including designs and photos of existing signs, are provided in Appendices A and B.

5.3.2 Specifications and Manufacturing

The specifications for project signs will be different for every project and should be developed and written on a case by case basis.

Appendix C includes a sample of the specifications that should be developed for the manufacture and installation of project signs and included in project contract documents.

All materials used in the manufacturing and fabrication of a project's signs shall be durable and resistant to the elements and graffiti.

Project managers should consult with the Department of Public Works, Office of Community Beautification on the appropriate graffiti-repellent coating to apply to all project signage.

5.3.3 Sign Cost

The cost of the sign(s) is an eligible project cost. Cost of signs will vary with each project and sign type. A typical interpretive sign (2 foot by 3 foot) may cost \$1,000-\$5,000 to manufacture, while large or complex signs (i.e., specialty high-end products, kiosk) may exceed \$20,000.

5.3.4 Local Character and Architecture

Consider the character of existing site architecture when selecting a design for the interpretive signage. Local culture, history, and/or architecture may make it appropriate to modify or incorporate specific elements into design details.

5.3.5 Location and Placement

The City project manager, site owner/operator, and project contractor will determine the number, location, placement, and content of interpretive signage.

Interpretive signs and displays are typically installed as displays or kiosks alongside pedestrian walkways or adjacent to scenic lookout points and/or seating areas. The physical locations of gray infrastructure projects may not lend themselves to the siting of interpretive signage that is easily accessible by visitors and residents. Project managers and contractors may consider alternative adjacent locations that are easily and safely accessible when planning for educational interpretive signage for gray infrastructure projects.

To avoid visual clutter, consider grouping multiple signs together.

An interpretive sign is shown in Figure 12 below.




Figure 12

5.3.6 Scheduling, Installation, and Maintenance

Interpretive signage shall be installed before the completion of the project. If the project requires interpretive signage as defined in the project scope of work, then the contractor will be responsible for production and installation.

All signs must conform to ADA requirements. For standards, refer to California Code of Regulations, Title 24.

The sign design, type, and installation method chosen shall be used consistently throughout the project site and the life of the project.

LASAN shall partner with LADOT, LADWP and Streets LA to identify projects and develop plans for the required maintenance of permanent project signage. The required maintenance of signage consists of regular inspections for vandalism, including the cleaning and repair of signs as necessary, as well as the replacement of signage that is irreparable.

5.4 Project Construction Contract Template Language

Project managers shall consult with the City Attorney to ensure that the appropriate project signage language referencing the SCWP Project Sign Design Guidelines is included in the project construction contracts.

APPENDICES

Appendix A – Project Sign Designs

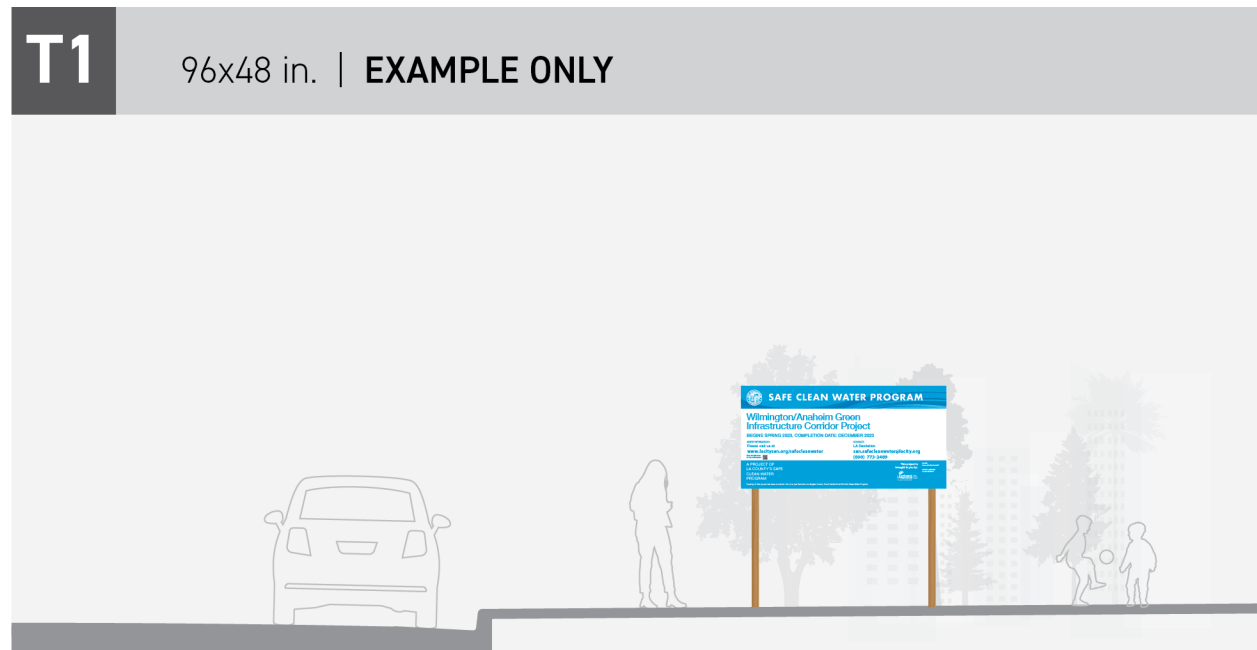
Appendix B – Existing Project Signs

Appendix C – Specifications for the Manufacture and Installation of Signs

APPENDIX A

PROJECT SIGN DESIGNS

Figure A-1 – Temporary Project Identification Sign



APPENDIX A

Figure A-2 – Temporary Project Identification Sign

T1 96x48 in. | **EXAMPLE ONLY.**

SAFE CLEAN WATER PROGRAM

Wilmington/Anaheim Green Infrastructure Corridor Project

BEGINS SPRING 2023, COMPLETION DATE: DECEMBER 2023

MORE INFORMATION:
Please visit us at
www.lacitysan.org/safecleanwater

CONTACT:
LA Sanitation
san.safecleanwater@lacity.org
(800) 773-2489

Scan the QR Code for more information.

A PROJECT OF
LA COUNTY'S SAFE
CLEAN WATER
PROGRAM

Funding for this project has been provided in full or in part from the Los Angeles County Flood Control District's Safe Clean Water Program.

This project is brought to you by:

MAYOR
Honorable Eric Garcetti

COUNCILMEMBER
Council Member 1

LA SANITATION
SAFE CLEAN WATER

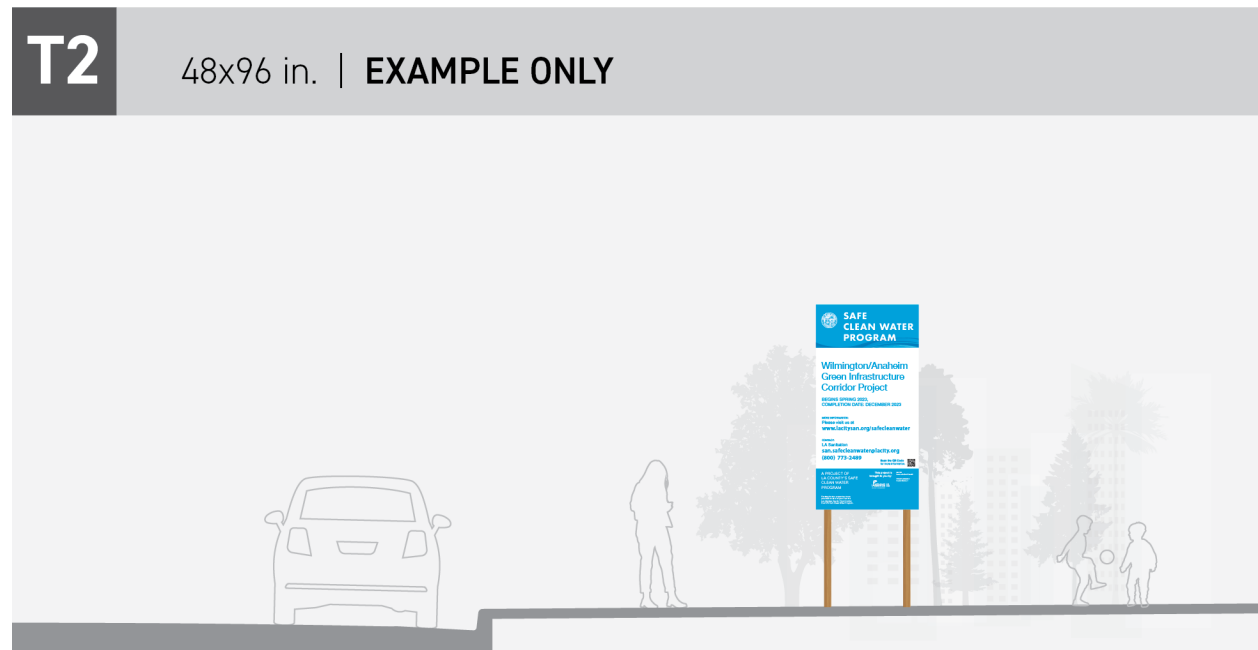
2.5" 7.35" 3" 83"

1.8" 5.2" 3.6" 2.25" 19.5" 1.27" 2.6" 10.4" 1.5"

20" 9.4" .85" 11.25"

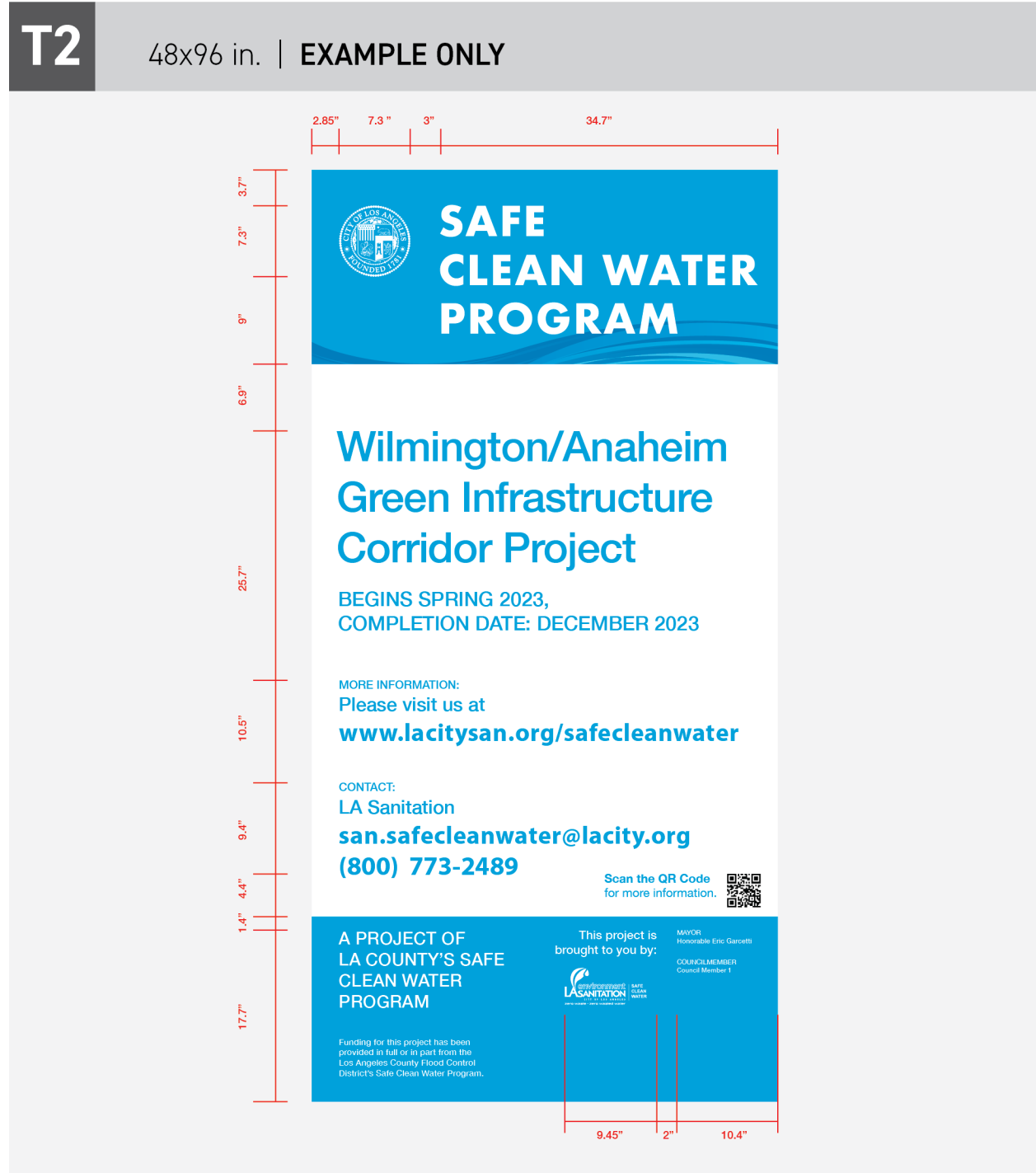
APPENDIX A

Figure A-3 – Temporary Project Identification Sign (Site Profile)



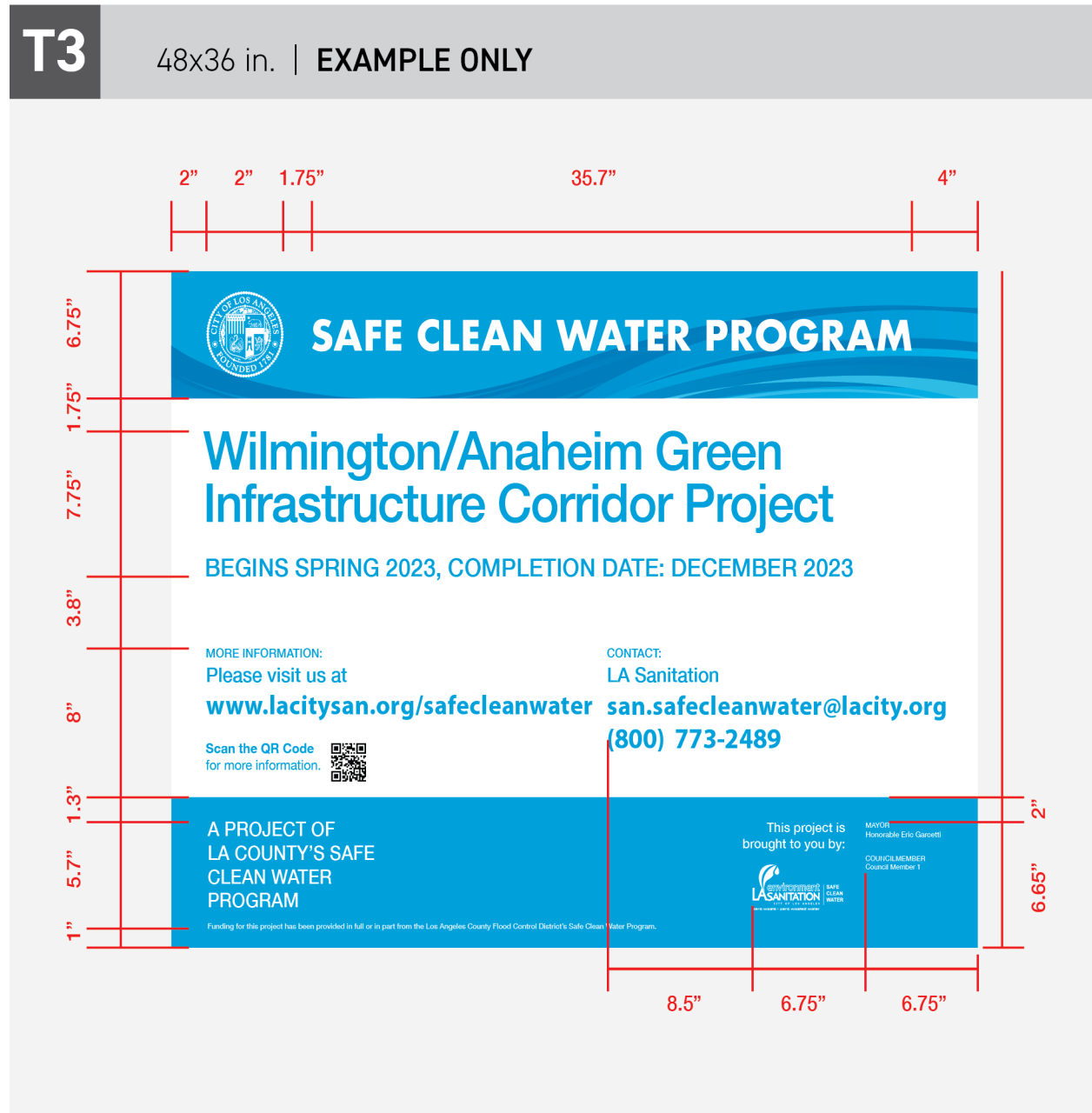
APPENDIX A

Figure A-4 – Temporary Project Identification Sign



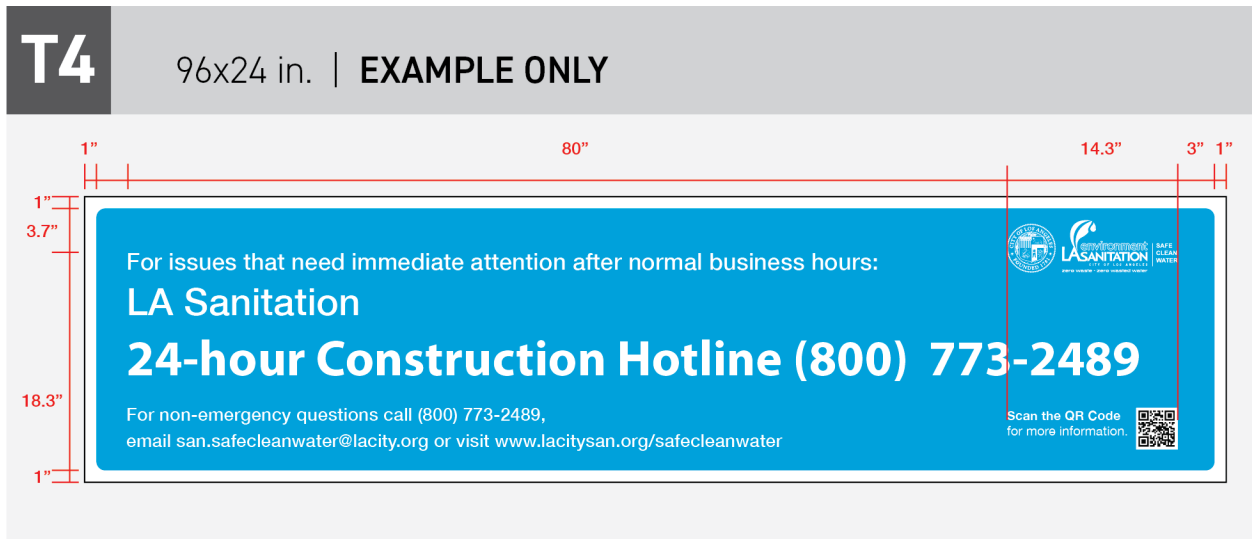
APPENDIX A

Figure A-6 – Temporary Project Identification Sign



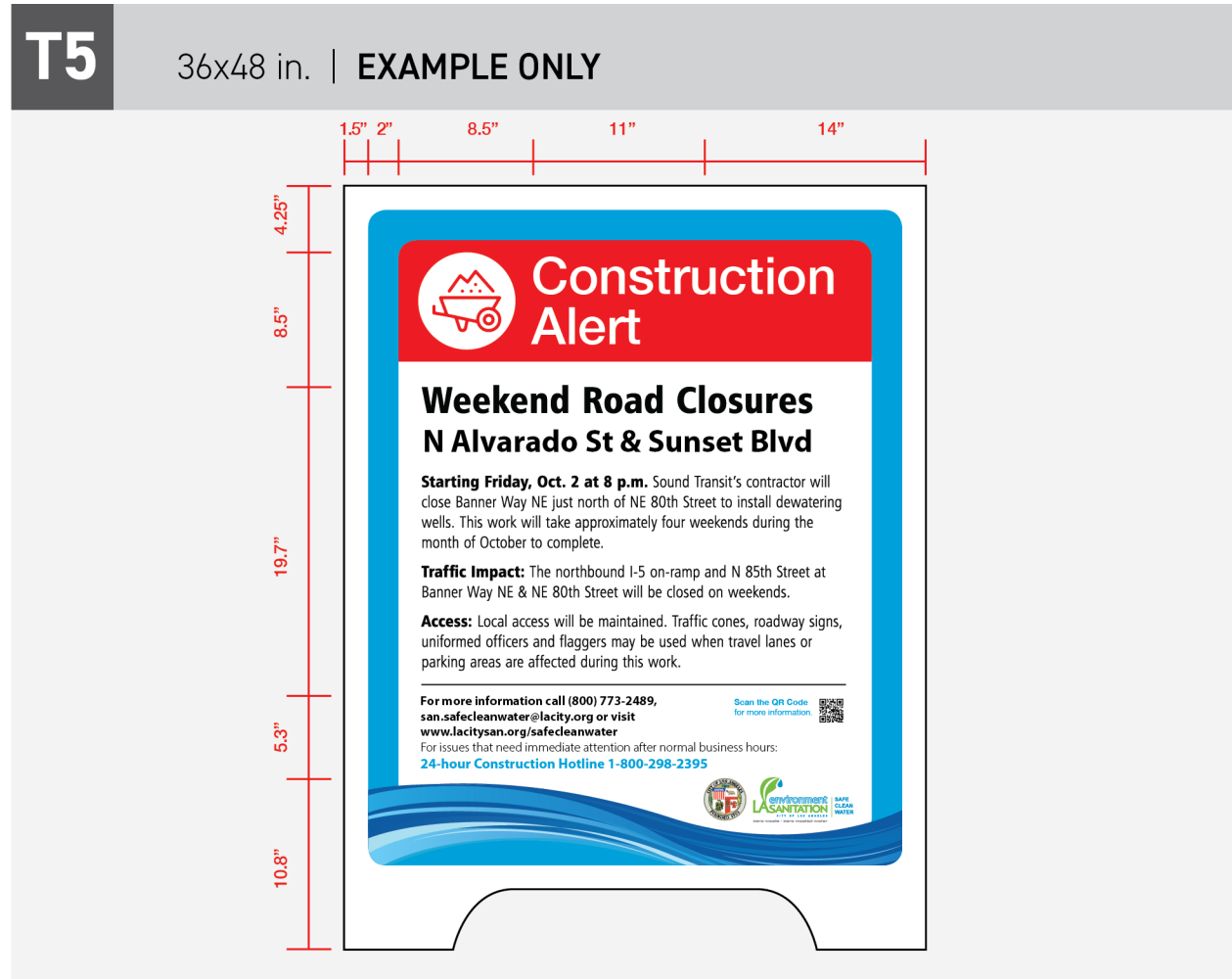
APPENDIX A

Figure A-7 – Temporary Project Hotline Banner



APPENDIX A

Figure A-8 – Temporary Project Alert Sandwich Board Sign



APPENDIX A

Figure A-9 – Temporary Project Alert Banner

T6

72x42 in. | EXAMPLE ONLY

1" 2.5" 1.4" 4.25" 62" 1" 2.5" 1" 5.4" 2" 2.5" 1" 23" 1" 2.5" 4.45" 35" 2.5" 1"

Green Infrastructure Corridor Project construction underway

Optur? As es natur atiaspe odi que platus sinverumet, niae num, cor a nemostor maximagni simoluptate sequeate moluptis as entisse nulles eos molores mossent quo dolorio nsequae poreres truntibust, volupta natisti simperendant et et aut a veligni andebist, ius, qui dolute as preptate prorit fuga. Ipsus nonse voloruptate volesedit ut plique delis nonseque repti corem ut quo con eatquatur sus erfercis et eventorem fuga. Nam nonest eum in corepernamet inullatem eum con estionet, totates diument inihici magnat quo cusdae. Nam, sanihitunt a simaximusdae dolecto tatium sent ea cum saerspe corenatur? Tas nulpa dolore nonemolupiet et dolorum verio explit laborio nserchil llorest odissus.

Arciam fugitibus simpor aut aperionsed quatist rumqui to dolorum veribea et ut molupis nonsectis dipitat urelunt volorec epellant asit ma sae cum iusdaecum aboriost laborum fugliment omni offic to et ent.

Explitaquame con con peres aut lab in consequae volut quis iderum dit as aut lacea verumqui reped molore velest dollabo. Quistrum fuga. Nam repersperis am, suntium id quiaeptiam, asperenihil mj, im explit ute nes con nis exeribus evenis que si aut facias sinihic ipitati cus, nonseque volore

For more information call (800) 773-2489, san.safecleanwater@lacity.org

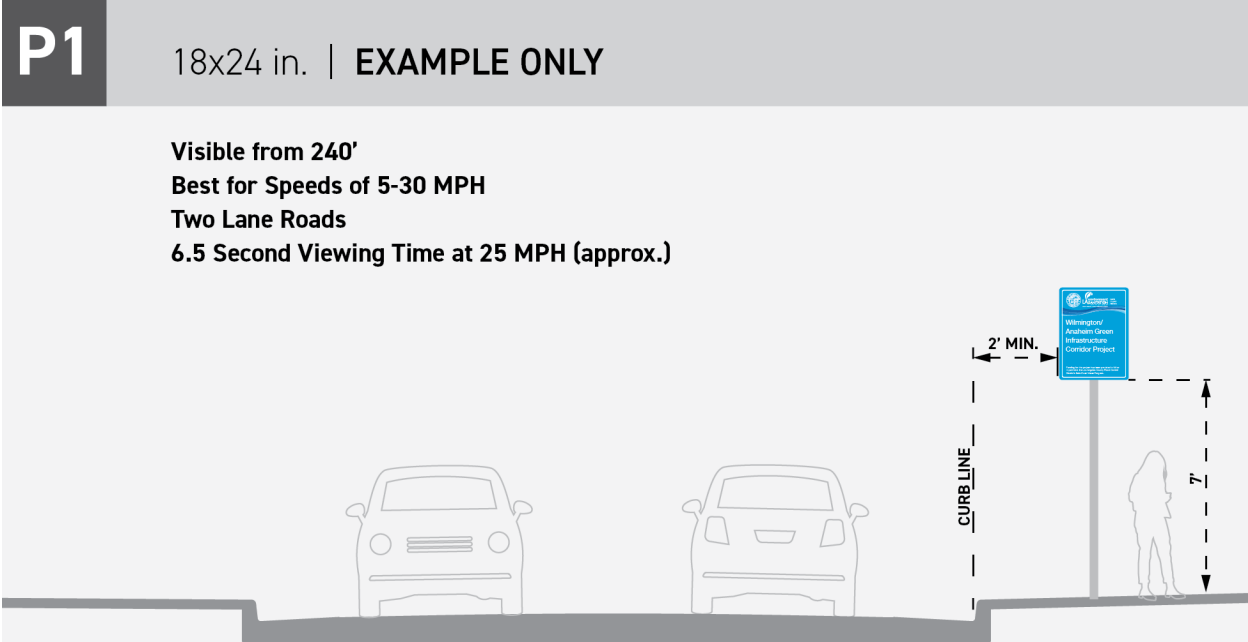
For issues that need immediate attention after normal business hours:
24-hour Construction Hotline 1-800-298-2395t

Scan the QR Code for more information.

SAFE CLEAN WATER

APPENDIX A

Figure A-10 – Permanent Green Corridor Sign (Site Profile)

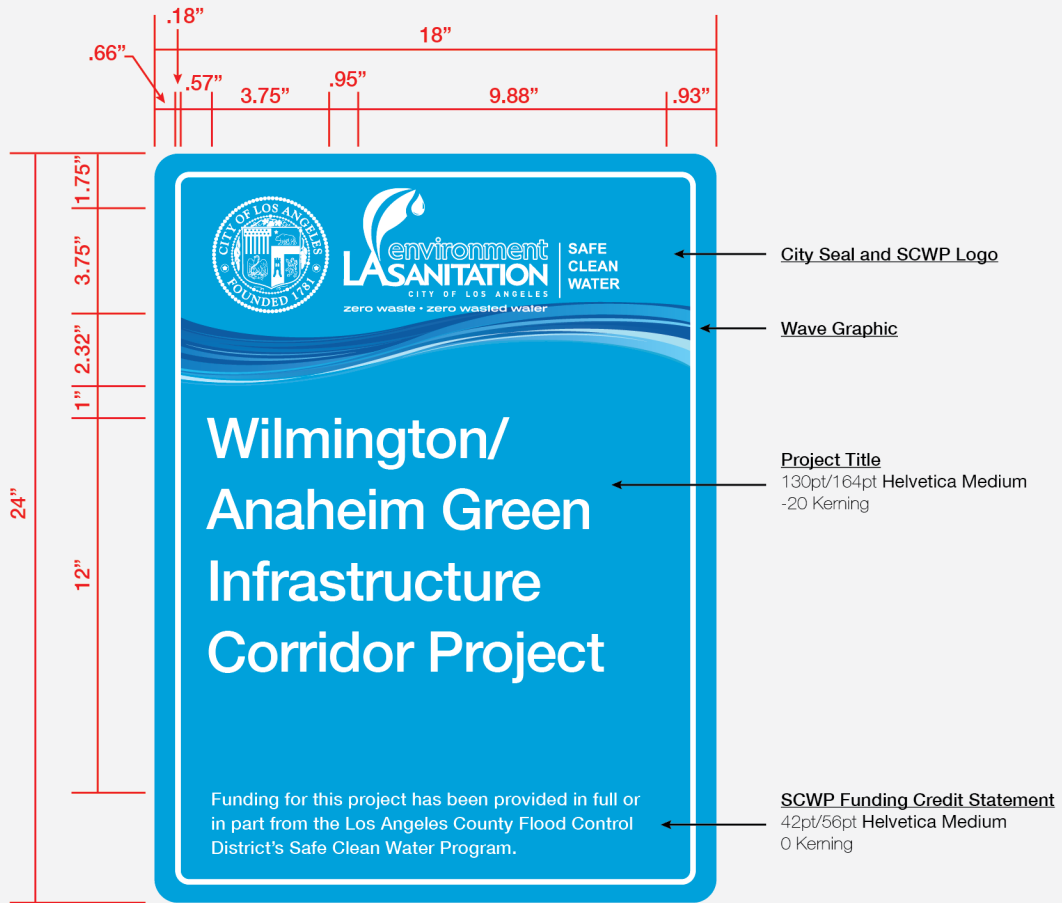


APPENDIX A

Figure A-11 – Permanent Green Corridor Sign

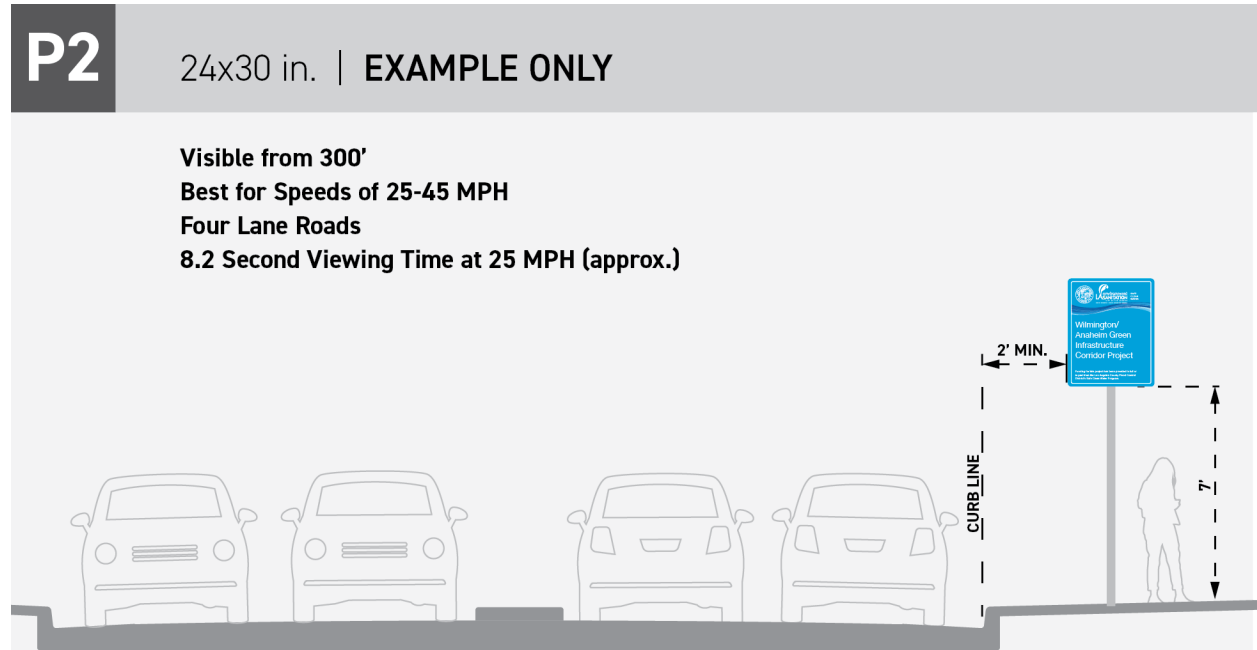
P1 18x24 in. | EXAMPLE ONLY

Visible from 240'
Best for Speeds of 5-30 MPH
Two Lane Roads
6.5 Second Viewing Time at 25 MPH (approx.)



APPENDIX A

Figure A-12 – Permanent Green Corridor Sign (Site Profile)



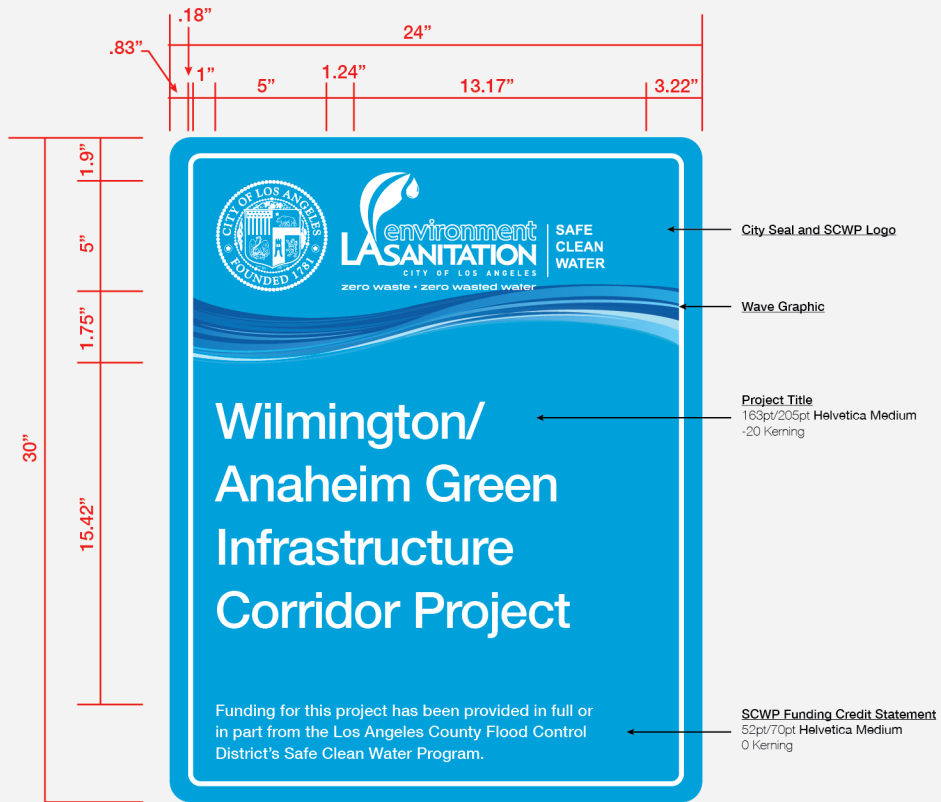
APPENDIX A

Figure A-13 – Permanent Green Corridor Sign

P2

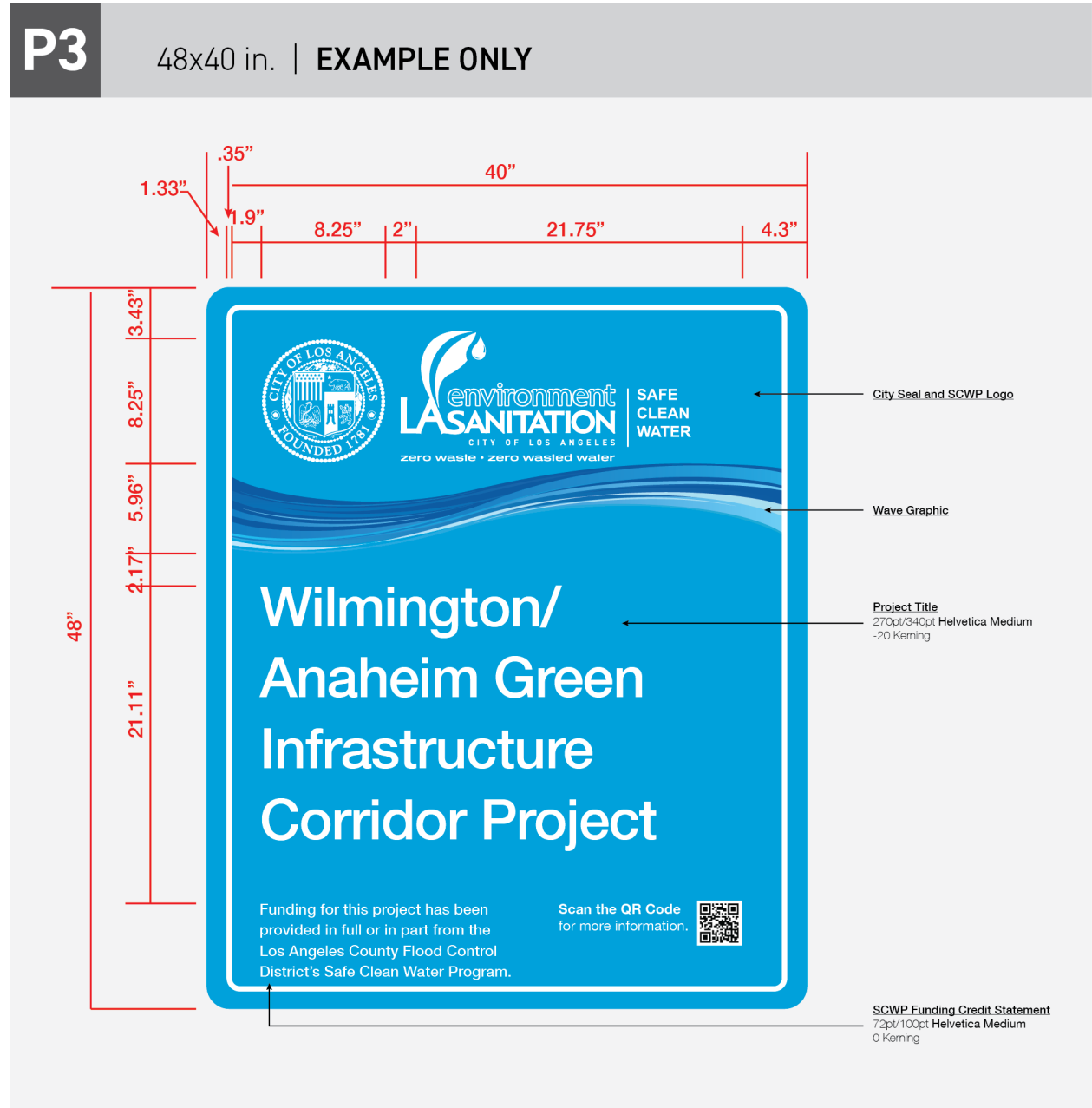
24x30 in. | **EXAMPLE ONLY**

Visible from 300'
Best for Speeds of 25-45 MPH
Four Lane Roads
8.2 Second Viewing Time at 25 MPH (approx.)



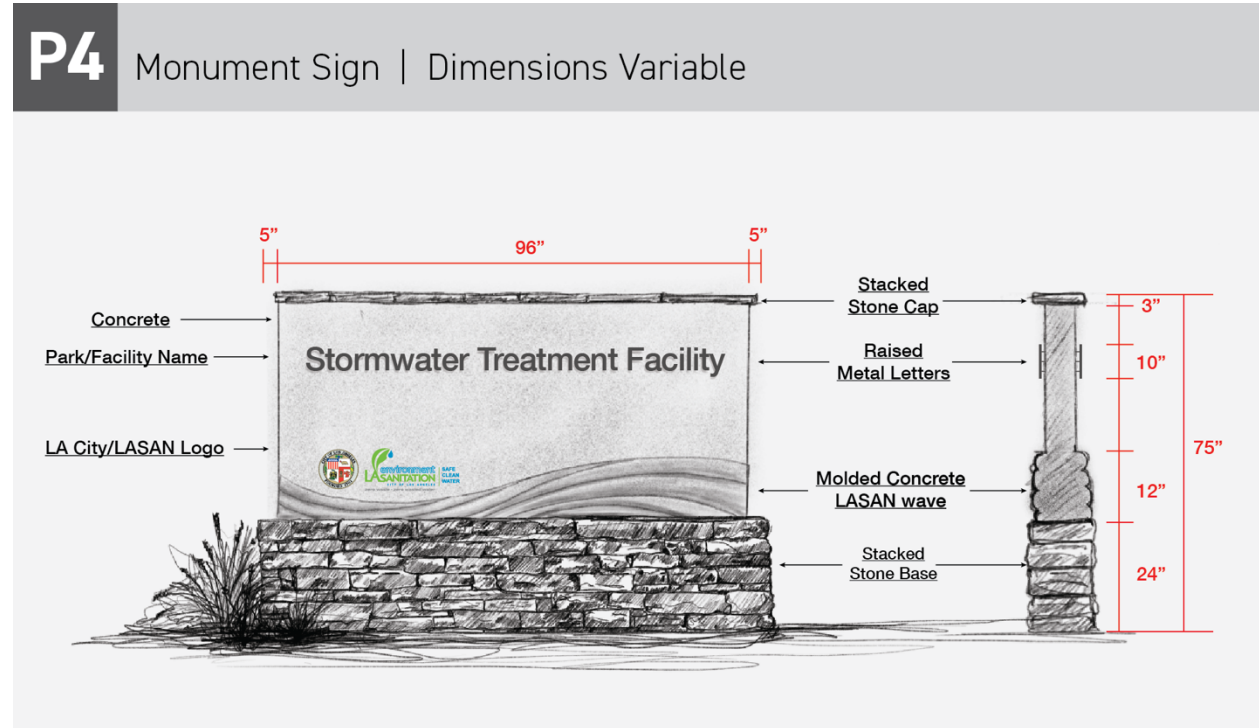
APPENDIX A

Figure A-14 – Permanent Park Gateway Sign



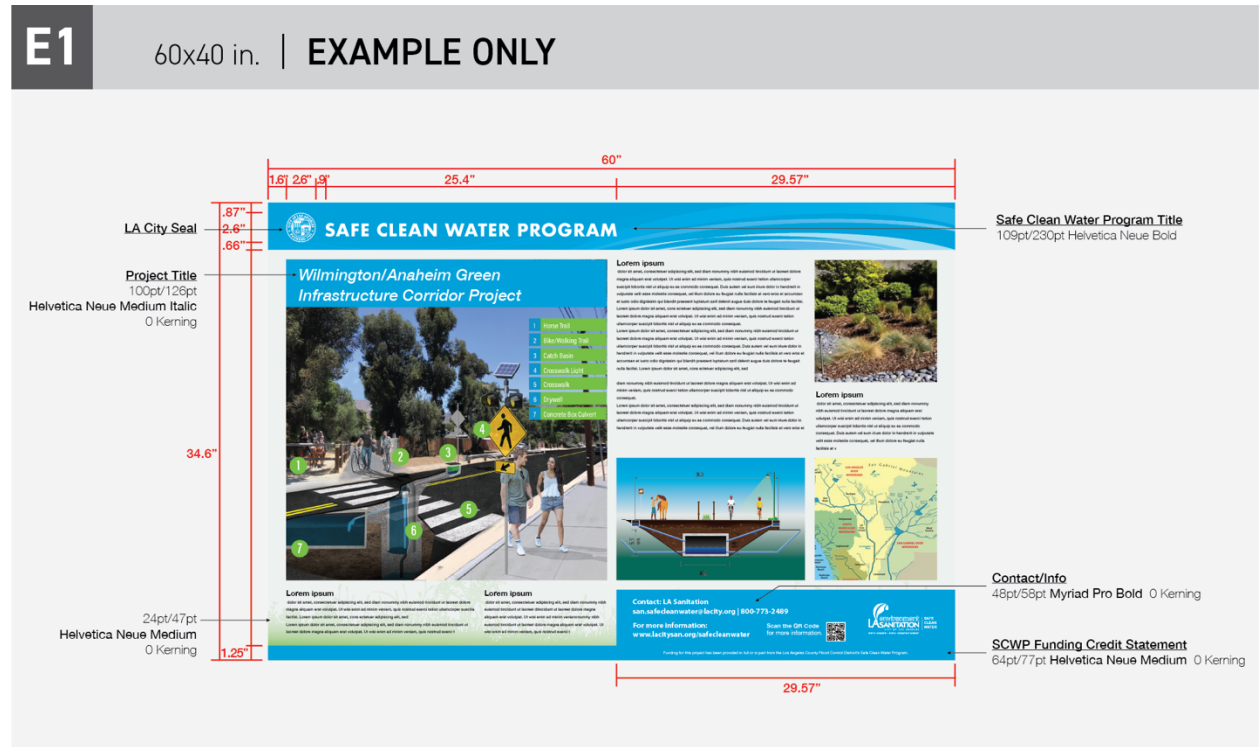
APPENDIX A

Figure A-15 – Permanent Monument Sign



APPENDIX A

Figure A-16 – Permanent Educational/Interpretive Sign



APPENDIX B

EXAMPLES OF EXISTING PROJECT SIGNS

Note: The examples included in Appendix B do not follow the SCWP Project Sign Design Guidelines. They are included to show the different types of project signs that are possible and which may be considered for projects.

Figure B-1 – Construction Banner (Sewer Rehabilitation)



APPENDIX B

Figure B-2 – Construction Sign (Elmer Paseo)



APPENDIX B

Figure B-3 – Construction Sign (Alley Improvements)

ALLEY IMPROVEMENTS IN PROGRESS MEJORAS DE CALLEJÓN EN CURSO






ANTICIPATED
OPENING/APERTURA
ANTICIPADA:

SPRING
2016

FOR MORE INFORMATION / PARA MÁS INFORMACIÓN:
Natalia Gaerlan, The Trust for Public Land
natalia.gaerlan@tpl.org | 323-223-0441 ext. 12

COUNCILMAN CURREN PRICE, LA SANITATION, AND THE TRUST FOR PUBLIC LAND THANK OUR GENEROUS PARTNERS AND DONORS, INCLUDING:
COUNCILMAN CURREN PRICE, LA SANITATION Y THE TRUST FOR PUBLIC LAND AGRADECEN A NUESTROS GENEROSOS COLABORADORES Y DONADORES:

Proposition 84 Stormwater Grant Program, City of Los Angeles Sanitation, State Coastal Conservancy Climate Ready Grant, California Natural Resources Agency Prop 84 Urban Greening Project Grant, Avalon Green Alley Green Team, Green Engineering, Inc., Cal Poly Pomona, Coalition for Responsible Community Development, Council for Watershed Health, County of Los Angeles Department of Parks and Recreation - Regional Park & Open Space District, Dr. Maya Angelou Community High School, Jefferson High School, LA Conservation Corps, Los Angeles Police Department, Main Street Elementary School, TreePeople, and SALT Landscape Architects.

ADDITIONAL SUPPORT PROVIDED BY / APOYO ADICIONAL PROPORCIONADO POR:
The Aileen Getty Foundation, The JPB Fund Community Building Initiative, Kaiser Permanente, Wells Fargo, National Fish and Wildlife Foundation, LA2050, an initiative of the Goldhirsh Foundation, The Boeing Company, The Cygnet Foundation, Union Bank Foundation; among others.








Funding for this project has been provided in full or in part through an agreement with the State Coastal Resources Control Board. / Este proyecto ha sido financiado en su totalidad o en parte a través de un acuerdo con la Junta Estatal de Recursos Hídricos. El contenido de este documento no refleja necesariamente los puntos de vista o opiniones políticas de la Junta.

As a covered entity under Title II of the Americans with Disabilities Act, the City of Los Angeles does not discriminate on the basis of disability, and, upon request, will provide reasonable accommodations to ensure equal access to its programs, services and activities. / Como una entidad cubierta bajo el Título II de la Ley de Estadounidenses con Discapacidad, la Ciudad de Los Angeles no discrimina por motivos de discapacidad, con solicitud, proporcionará ajustes razonables para asegurar la igualdad de acceso a sus programas, servicios y actividades.

APPENDIX B

Figure B-4 – Interpretive Sign (Argo Drain, Grouping of Two Signs)



APPENDIX B

Figure B-5 – Interpretive Sign (Argo Drain, English/Spanish)



APPENDIX B

Figure B-6 – Interpretive Sign (Argo Drain, English/Spanish)



APPENDIX B

Figure B-8 – Interpretive Sign (Echo Park Lake)



APPENDIX B

Figure B-9 – Interpretive Sign (Echo Park Lake)



APPENDIX C

SAMPLE SPECIFICATIONS for the MANUFACTURE and INSTALLATION of SIGNS

Note: The specifications are sample specifications only. These sample specifications demonstrate the scope and detail of the specifications which will need to be included in all contract documents for Safe Clean Water Program-funded projects.

SAMPLE SPECIFICATIONS

PROJECT INTERPRETIVE SIGNAGE

PART 1 - GENERAL SPECIFICATIONS

1.1 DOCUMENTS

These specifications form part of the Contract Documents and are to be read, interpreted, and coordinated with all other parts of the document.

1.2 SCOPE

These specifications apply only to the manufacture and supply of signs and graphic images in porcelain enamel on steel.

1.3 DEFINITIONS

1.3.1 PORCELAIN ENAMEL

Porcelain enamel on steel is a substantially vitreous (glassy) inorganic coating bonded to metal by fusion at temperatures above 1400° Fahrenheit. Porcelain enamel is not to be confused with baked paints or organic enamels.

1.3.2 STEEL

For purposes of this specification, “steel” is special purpose enameling iron or steel as defined by ASTM A424 Type 1. The standard thickness for most applications is

16 gauge (.060”). If required, the steel can be as thick as 14 gauge (.075”), and as thin as 18 gauge (.048”). Please note that porcelain enamel edge “burnoff” can occur on steel lighter than 16 gauge.

1.3.3 FRITS/GLAZES/OXIDES

Specially formulated porcelain enamel frits, glazes and oxides as supplied by Ferro, Chivit, APEC, Pemco, and Degussa. These materials when combined and processed in final form shall have no less than a Class A acid resistance rating as defined by ASTM C282 Citric Acid Spot Test.

1.3.4 ART

The graphic material and images as supplied by or directed under the supervision of the customer on this project. This includes electronic files, mechanicals, text, photographs, transparencies, film, and other graphic source materials.

1.3.5 APPROVALS

Approvals shall be obtained at each stage of production and are the responsibility of the customer as submitted by the supplier. Work shall not proceed without the proper written authorizations.

1.3.6 FASTENERS

Stainless steel or cadmium plated steel.

1.3.7 LAMINATES

Laminate material shall be bonded to the back surface of the porcelain enamel sign panel to meet structural and flatness criteria.

1.3.8 ADHESIVES

Adhesives used to bond laminates shall be neoprene-based cement. Adhesive shall be water resistant and heat resistant up to 100 degrees C.

1.4 REFERENCE STANDARDS

1.4.1 PORCELAIN ENAMEL INSTITUTE

“Specification for Architectural Porcelain Enamel on Steel PEI S-100 (65)”, by the Porcelain Enamel Institute, Arlington, VA, USA.

1.4.2 VITREOUS ENAMEL DEVELOPMENT COUNCIL

“Vitranamel Quality Standards for Signs”, by the Vitreous Enamel Development Council, London, England.

PART 2 - GENERAL REQUIREMENTS

The following requirements must be provided by the supplier and approved by the customer before fabrication.

2.1 REFERENCES

Supplier shall provide references for as many as 10 clients who have used their services to the satisfaction of the customer.

2.2 RELATED WORK

Related work shall be carried out by a qualified contractor as approved by the customer.

2.3 INSTALLATION

Installation shall be performed in a workmanlike fashion consistent with porcelain enamel requirements. Porcelain enamel company shall provide instructions if installation is to be performed by customer or others. Installer to supply all equipment and materials necessary for proper installation, as detailed by supplier. See Figure 1 for additional details.

2.4 PRODUCTS

2.4.2 PORCELAIN ENAMEL PANELS

Supplier to provide porcelain enamel interpretive sign panels meeting requirements in Part 4 of this Section.

2.4.3 EXTRUDED ALUMINUM SIGN BASE

Supplier to provide pre-fabricated extruded aluminum bases to hold single porcelain enamel panels as indicated on drawings.

A. Sign base to be designed and constructed to National Park Service (NPS) standards.

B. Sign base to be equivalent to the following:

1. Manufacturer: KVO Industries.
2. Model: 3624 NPS DUPR.
3. Finish: Semi-gloss.
4. Color: Cardinal T241-BK59.
5. Application: Powder Coat.

2.5 QUALIFICATIONS

Suppliers of materials and services shall have five years of previous experience with projects of this scope.

2.6 SUBMITTALS AND SAMPLES

Upon the customer's request, the supplier must supply samples and colors relevant to the project.

A. Porcelain Enamel – 4 inches by 4 inches sample of each spot color and full color proofs for each panel.

B. Aluminum – Paint color and finish sample for interpretive panel base, 4 inches by 4 inches sample.

2.7 QUALITY ASSURANCE

Quality of the entire project must conform to the specifications and bid submittals as approved by the customer.

2.7.1 EXPERIENCE

Craftsmen shall have a minimum of five years proven experience in this type of work.

2.7.2 EVIDENCE

The supplier shall provide the customer with evidence of having completed the manufacture of two projects of similar scope within the preceding three years.

2.7.3 SPECIFIC SUBMITTAL

The supplier shall provide specific samples of color matching and graphic resolution ability to the customer for approval.

2.8 ENVIRONMENTAL

The supplier shall be able to demonstrate compliance with all workers' safety and environmental regulations in effect at the location of manufacture.

2.9 WARRANTY

The supplier shall provide a signed written warranty issued in the name of the customer stating that the porcelain enamel signage has a guaranteed life of twenty-five years from the date of delivery against fading and five years against spalling, pinholes, discoloration, staining, or rusting.

2.10 WRITTEN GUARANTEE

The supplier shall also certify in writing that the porcelain enameling will be performed in accordance with the current edition of the PEI Technical Manual: section PEI 1001 – "Specification for Architectural Porcelain Enamel on Steel for Exterior Use", as issued by the Porcelain Enamel Institute.

2.11 ACCEPTABLE MANUFACTURERS FOR PORCELAIN ENAMEL PANELS AND EXTRUDED ALUMINUM SIGN BASE

A. ABC Industries, 123 Main Street, Ste A Anytown, USA 12345, Tel: (800) 555-1234, Fax: (800) 555-1234, Email: sampleonly@abcindustries.com

B. DEF Industries, 123 Any Avenue, Anytown, USA 67890, Tel: (800) 555-5678, Fax: (800) 555-5678, Email: sampleonly@defindustries.com

PART 3 - ART AND IMAGING

3.1 ART PREPARATION

The supplier shall produce film positives and/or negatives from electronic art files as supplied by the customer.

3.2 ART APPROVALS

All artwork, including laser separations, digital color composites, color keys, bluelines, and/or full size film shall be submitted to the customer for approval before it is reproduced in porcelain enamel.

3.3 ART WORK

3.3.1 ORIGINALS

Original artwork shall not be harmed in any way (writing, cutting, folding, rough handling, etc.) and shall be returned to the client upon successful completion and acceptance of the project.

3.3.2 LETTERING

The sign lettering and layout shall conform to the details for the LASAN Sign Design Standards as shown in Figure 2 in the specifications.

3.3.3 LOGOS

The LASAN will provide the Contractor with a Digital LASAN Logo to be used for the Project Identification Signs.

3.4 IMAGING

The application of graphics shall be done using various imaging techniques as required to satisfy the design intent.

3.4.1 LINE ART / SPOT COLOR APPLICATION

Line art and / or spot color shall be printed over background colors in perfect registration, with uniform edges, at a minimum output resolution of 1200 DPI.

Line weight thickness shall be printed at a minimum of 1/2 point and type shall be printed at a minimum size of 6 points. The supplier is responsible for the appropriate trapping where colors touch.

3.4.2 FOUR COLOR PROCESS

For panels up to nine square feet, four color process imaging shall be in perfect registration in a resolution of not less than 150 lines per inch (LPI). Please note: 150 LPI requires a minimum input resolution of 300 dots per inch (DPI) at full size, and a minimum output resolution of 2400 DPI. For panels greater than nine square feet, four color process imaging shall be in perfect registration in a resolution of not less than 100 LPI (200 DPI minimum input resolution and 1200 DPI minimum output resolution). If requested, supplier must be able to print at a maximum resolution of 300 LPI (600 DPI input resolution, and 3600 DPI output resolution) for panels which have a maximum dimension of 36 inches in either direction.

3.4.3 TECHNICAL PROFICIENCY

Supplier shall be proficient in the following imaging techniques and able to demonstrate capabilities to the customer: reproduction of photographs or original art by halftone, duotone, and four-color process, as well as special imaging techniques including hand painting, stencil brushing, spraying textures, and airbrushing.

3.5 SCREEN PRINTING PASTES

Screen printing pastes shall be milled to a 400-mesh particle size or smaller and shall have sufficient glass content to be acid-

resistant, corrosion proof, opaque, UV proof, and vandal resistant.

3.6 COLOR MATCHING

The supplier shall demonstrate proficiency in matching a wide range of colors as represented by color systems such as the Pantone Matching System (PMS), Matthews Paints, Toyo Inks, etc.

PART 4 - FABRICATION AND PROCESS

4.1 METAL APPROVALS

The supplier shall generate individual shop drawings from direction provided by the customer. Fabrication shall not commence until said shop drawings have been approved.

4.2 METAL FABRICATION

Steel substrates shall be machine fabricated in accordance with approved shop drawings and shall exhibit straight lines, square corners and/or smooth bends, and shall be free of twists, kinks, warps, dents, and other imperfections which may affect appearance or serviceability. Curved sections shall be formed to smooth and even radii.

4.3 FLATNESS

Finished panels shall have a maximum variation of 0.188 inch in a convex direction when measured perpendicular to the nominal plane of the panel face. Variation in the concave direction shall be limited to 0.094 inch from the actual plane of the panel face. These tolerances are for panels with a face area of 8 sq. ft. or less. Proportionately greater allowance will be permitted for panels of greater areas.

4.4 SQUARENESS

Panels of less than 8 square feet shall be square within 0.063 inch as measured across the diagonal and within 0.094 inch on panels over 8 square feet.

4.5 WELDING

Fusion welds must be free of porosity, inclusions, foreign matter, cracks and pinholes. Any wire or rod fillers used must match the chemical composition of the base metal. All welds shall be ground and sanded smooth to match the radius of the mechanical break. Refer to Porcelain Enamel Institute Technical Manual "PEI-201" section 7.

4.6 HOLES AND CUTOUTS

The cutting of any holes shall be made by mechanical equipment and shall be completed prior to applying the enamel coating. All machined edges shall be sufficiently ground to hold a porcelain coating.

4.7 FORMING

All forming shall be via mechanical equipment and shall be completed prior to the porcelain enamel coating.

4.8 METAL PREPARATION / CLEANING

4.8.1 DEGREASING

Prior to the enameling process, all parts shall be degreased by immersion in an approved degreasing fluid. Oil residues must be completely removed to ensure proper porcelain adhesion to the steel substrate.

4.8.2 RINSING

All parts must be adequately rinsed prior to the phosphate coating process.

4.8.3 COATING

Immediately after rinsing, all parts shall be immersed in a phosphate coating solution to avoid rusting of steel prior to and during the enameling process.

4.9 PORCELAIN ENAMELING

A porcelain enamel ground coat shall be applied to all areas of each unit, including backside and flanges, by spraying methods recognized by PEI and VEDC. At least one additional separately fired cover coating shall be applied to the face, sides, and flanges of each unit. For corrosion protection and flatness, one additional cover coating shall be applied to the backside of each panel.

4.10 FINISH

The cover coat shall not exhibit any breaks, gas bubbles, scumming, hairlines, stress lines or other surface defects when visually inspected.

4.11 FINISH AND BACKGROUND COLOR CONTROL

The color and finish shall match samples previously submitted by the supplier and approved by the customer within (2) NBS units (Note: a 1-2 NBS unit variation is barely perceptible to the human eye).

4.12 GROUND COAT AND COVER COAT THICKNESS

Ground coat and cover coat applications shall be applied in accordance with PEI recommendations to a thickness range between 0.004" to 0.020", as required by the supplier to suit the intended use.

4.13 FIRING

Panels shall be fired at temperatures above 1,400° Fahrenheit in a furnace specifically designed for porcelain enamel manufacturing. After firing, each panel shall be submitted to a visual inspection compared to the customer approved control sample for color consistency.

PART 5 – TRANSPORT AND DELIVERY

5.1 INSPECTION

Prior to crating, finished panels shall be inspected for blemishes, chips and flatness. Any panel not meeting the requirements of this specification shall be rejected and promptly replaced.

5.2 CLEANING

All panels shall be cleaned in advance of packaging and/or crating.

5.3 CRATING

All sign panels shall be packed in wooden crates that completely enclose them from exposure to the environment and/or equipment. The crates shall be lined with packing material to prevent movement of panels within the crates.

5.4 DELIVERY

The responsibility of shipping shall be established per the contract as agreed upon by the supplier and the customer.

5.5 FREIGHT CLAIMS

The receiver shall be responsible for reporting to the supplier any damage incurred during shipping and/or any freight claims within 48 hours of receipt.

5.6 MAINTENANCE

The supplier shall provide to the customer instruction documentation addressing the care, cleaning, and maintenance of materials for incorporation into maintenance manuals.

PART 6 – INSTALLATION

6.1. GENERAL

6.1.1 LOCATION

Sign(s) shall be located such that it will not be subject to damage from equipment or vehicles working at the project site. Exact location of the moveable signs shall be determined in the field as directed by the LASAN, but in general it shall be installed near the major work area and moved as work progresses.

A - One Ground Mount type sign shall be located near [*LASAN to add street/address location*].

B - Two Movable Mount type signs shall be located along [*LASAN to add street/address location*]

6.1.2 DETAILS

See Sign Installation Details, Figure 1, in the specifications for additional requirements.

6.1.3 SCHEDULE

The signs shall be placed into position as a part of the work of mobilization (see LASAN specification Section XXXXX).

6.1.4 REMOVAL

Temporary signs shall be removed from the site within 30 days of completion of project.






PART 7 – MAINTENANCE

7.1 GENERAL

Project sign shall be maintained in good condition by the Contractor at all times during the entire construction period. In case of damage to the sign from any cause, including environmental conditions and fading, the Contractor shall repair, re-erect, repaint, and/or install a new sign, as required. All such repair or maintenance shall be completed promptly within five days of any such damage to the complete satisfaction of the LASAN.

Figure C-2 – LA City SCWP Sign Element Standards

Sign Element Colors

				
Pantone 7688 R51 G156 B212 #339cd4	Pantone 317 R179 G227 B 245 #b3e3f5	Pantone 367 R149 G203 B105 #95cb69	Pantone 425 R89 G90 B92 #595a5c	PMS Process Black C R35 G31 B32 231f20

Typography


The standard typeface is Helvetica Neue, Myriad Pro Bold, and Futura Bold. Characters are shown below for visual reference

Helvetica Neue Medium
ABCDEFGHIJKLMNOPQRSTUVWXYZ

Myriad Pro Bold
ABCDEFGHIJKLMNOPQRSTUVWXYZ



Futura Bold
ABCDEFGHIJKLMNOPQRSTUVWXYZ

Symbols



Wave

Primary Logos

		
City Seal	LA Sanitation Logo	Safe Clean Water Program Logo



As a covered entity under Title II of the American Disabilities Act, the City of Los Angeles does not discriminate and upon request will provide reasonable accommodation to ensure equal access to its programs, services, and activities.

En relación con el Artículo II del Acto de Americanos con Incapacidades, la Ciudad de Los Angeles no discrimina en base de incapacidad física, y si usted lo pide, la Ciudad proveerá en un nivel razonable, igual acceso a sus programas, servicios y actividades.