




Los Angeles Community College District

4th Los Angeles Regional Investors Conference

March 19, 2018

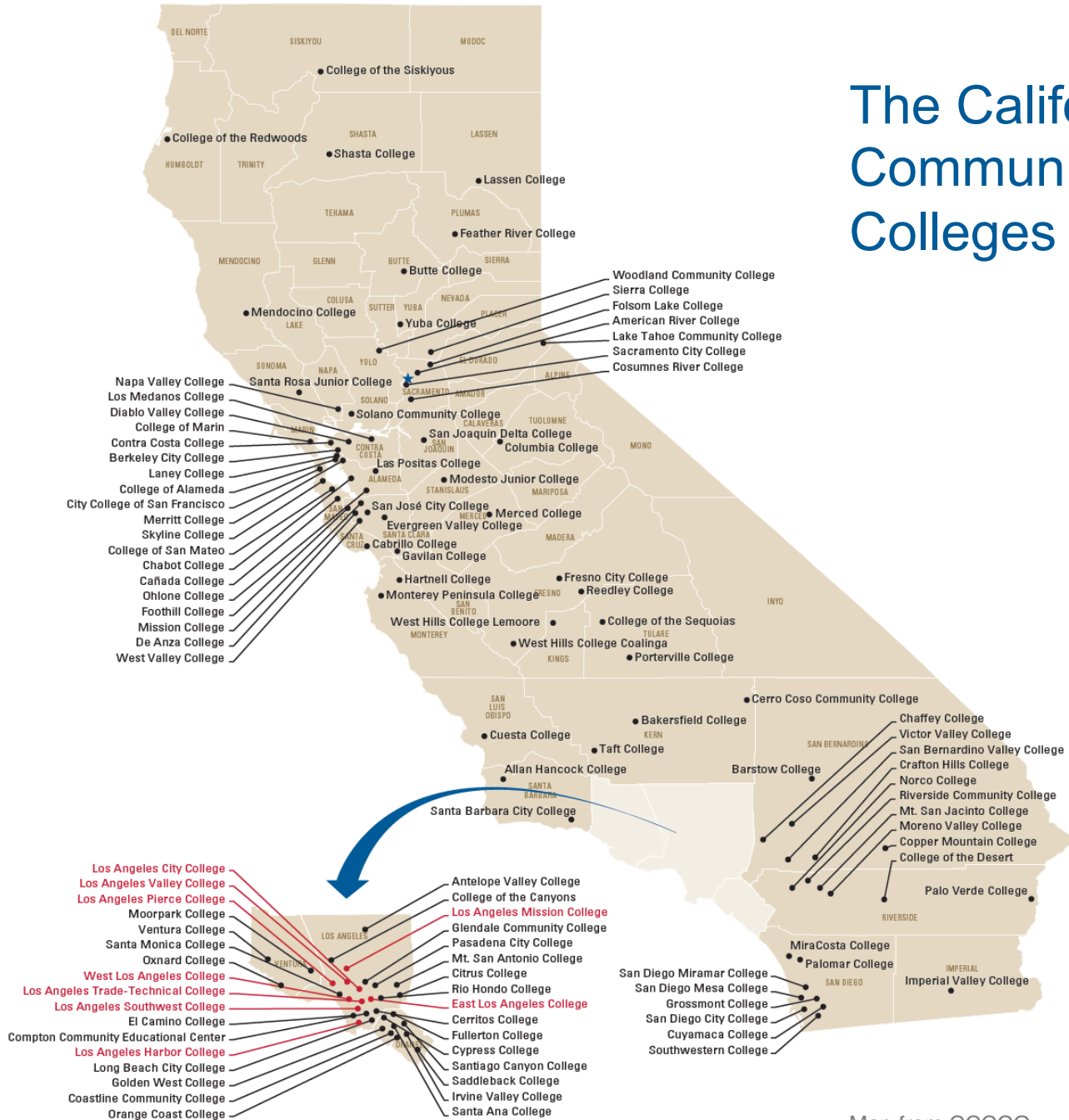
Dr. Robert B. Miller

Vice Chancellor of Finance & Resource Development





The California Community Colleges

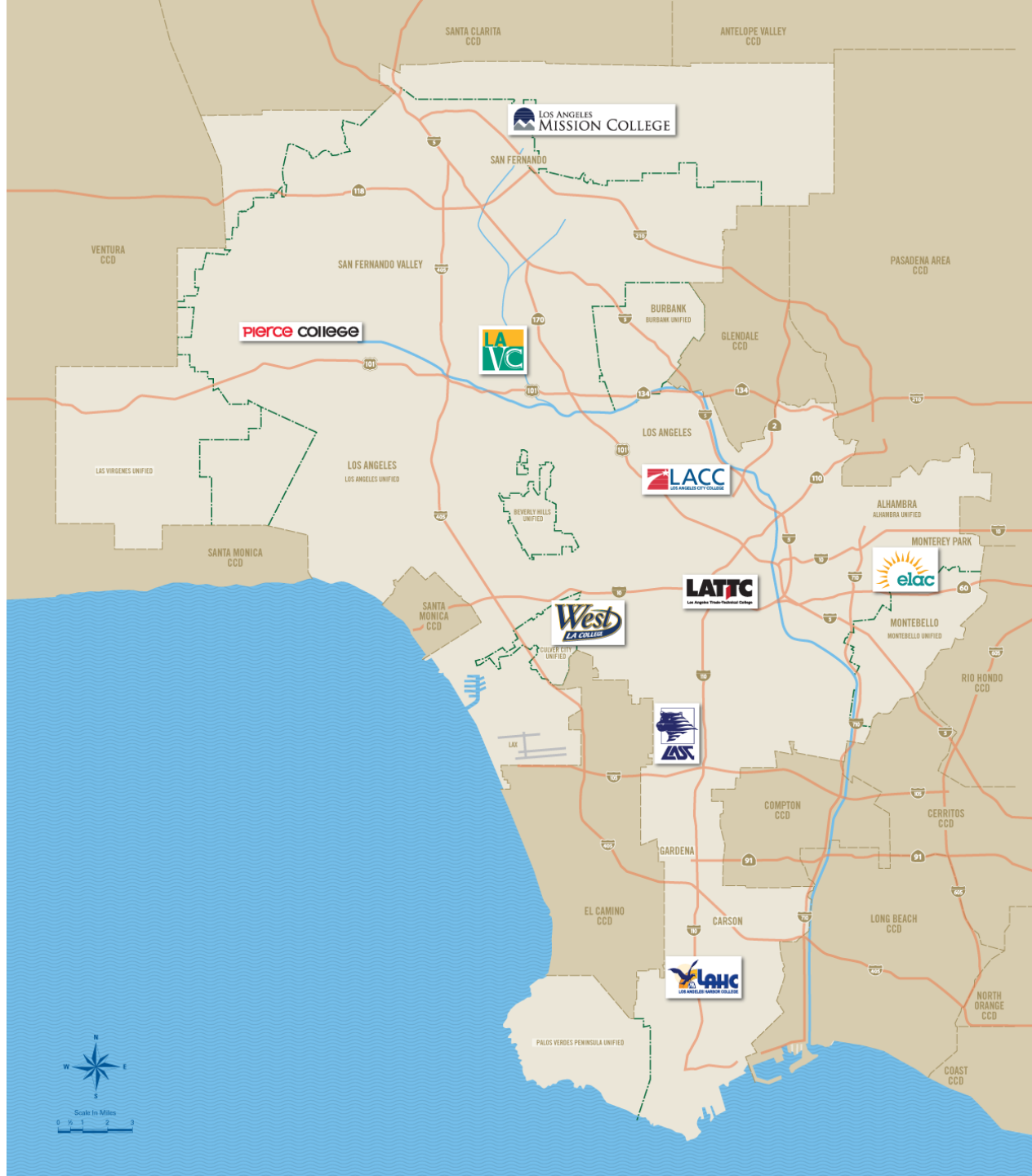


Map from CCCC

Our Nine Colleges

The Los Angeles Community College District is the largest community college district in the United States.

The LACCD includes nine colleges and covers an area of about 900 square miles.





College Profiles

All nine colleges are fully accredited by the Accrediting Commission for Community and Junior Colleges, Western Association of Schools and Colleges, on a seven-year cycle.

LA-Hollywood Area



Los Angeles City College

- Established: 1929
- Enrollment: 30,764



L.A. Trade-Technical College

- Established: 1925
- Enrollment: 24,943

San Fernando Valley



Los Angeles Valley College

- Established: 1949
- Enrollment: 27,572



Los Angeles Pierce College

- Established: 1947
- Enrollment: 31,020

College Profiles



Westside/Beach Cities



LOS ANGELES
SOUTHWEST COLLEGE

Los Angeles Southwest College

- Established: 1967
- Enrollment: 12,803



West Los Angeles College

- Established: 1969
- Enrollment: 17,704



Los Angeles Harbor College

- Established: 1949
- Enrollment: 13,023

San Gabriel Valley



East Los Angeles College

- Established: 1945
- Enrollment: 62,433



Los Angeles Mission College

- Established: 1975
- Enrollment: 17,606



Quick Facts

- LACCD is Largest Community College District in Nation
 - Nine colleges covering about 900 square miles
 - Annual enrollment of more than 230,000 students
- Established in 1969
- District Population: 5.25 Million Residents
- District Assessed Value: \$794.2 Billion
- Five-year Assessed Value Compound Annual Growth Rate: 5.90%
- Credit Ratings: Aa1 (Moody's), AA+ (Standard & Poor's)
- FY 2017–18 General Fund Expenditures: \$988.6 Million
- FY 2017–18 General Fund Projected Ending Balance: \$147.4 Million (14.9% of Expenditures)
- Total FY 2017–18 District Allocations: \$5.6 Billion



Mission

LACCD fosters student success for all individuals seeking advancement by providing equitable and supportive learning environments at our nine colleges.

The District empowers students to identify and complete their goals through educational and support programs that lead to completion of two or four-year degrees, certificates, transfer, or career preparation.

The District fulfills its commitment to the community to improve the social welfare of the region, to enhance the local economy, to close persistent equity gaps, and to prepare future community leaders.

Vision

LACCD strives to be a national leader in student success by providing high quality, accessible, educational opportunities across the Greater Los Angeles area that improves students' lives, enriches the area's diverse cultures and strengthens the regional economy and workforce.

The District will do so by continuing to provide a culture of continuous learning and by closing persistent equity gaps.





Board of Trustees

The District is governed by a seven-member Board of Trustees. Each member is elected at large to four-year terms.

The Board's Budget and Finance Committee meets regularly to review all District finance issues, including bond program financing.



Sydney K. Kamlager
President of the Board
Seat No. 3



Mike Fong
Vice President of the Board
Seat No. 7



Gabriel Buelna, Ph.D.
Member of the Board
Seat No. 6



Andra Hoffman
Member of the Board
Seat No. 1



Ernest H. Moreno
Member of the Board
Seat No.4 (reelected),



Scott J. Svonkin
Member of the Board
Seat No. 5



Steven F. Veres
Member of the Board
Seat No. 2



Christopher Martinez
Student Member of the Board

LACCD Chancellor



Francisco C. Rodriguez, Ph.D. Chancellor

Chancellor Rodriguez began his tenure as Chancellor in June 2014. His term was recently extended to 2020.



College Presidents



Dr. Mary Gallagher
Interim President
Los Angeles City College



Marvin Martinez
President
East Los Angeles College



Otto W.K. Lee, Ed.D.
President
Los Angeles Harbor College



Monte Perez, Ph.D.
President
Los Angeles Mission College



Dr. Kathleen Burke
President
Los Angeles Pierce College



Denise Noldon, Ph.D.
Interim President
Los Angeles Southwest College



Laurence B. Frank
President
Los Angeles Trade-Tech College



Dr. Erika A. Endrijonas
President
Los Angeles Valley College



Dr. James Limbaugh
President
West Los Angeles College



LACCD Executive Staff

Robert B. Miller, D.P.A.

Vice Chancellor, Finance and Resource Development

Ryan M. Cornner, Ed. D.

Vice Chancellor, Educational Programs and Institutional Effectiveness

Albert J. Roman, D.P.A.

Vice Chancellor, Human Resources

Jeffrey M. Prieto, J.D.

General Counsel

David Salazar, AICP

Chief Facilities Executive

District Strategic Plan (2018–23)



Goal 1: Access to Educational Opportunities

Goal 2: Premier Learning Environments

Goal 3: Student Success and Equity

Goal 4: Organizational Effectiveness

Goal 5: Fiscal Integrity



Roles of the District Office

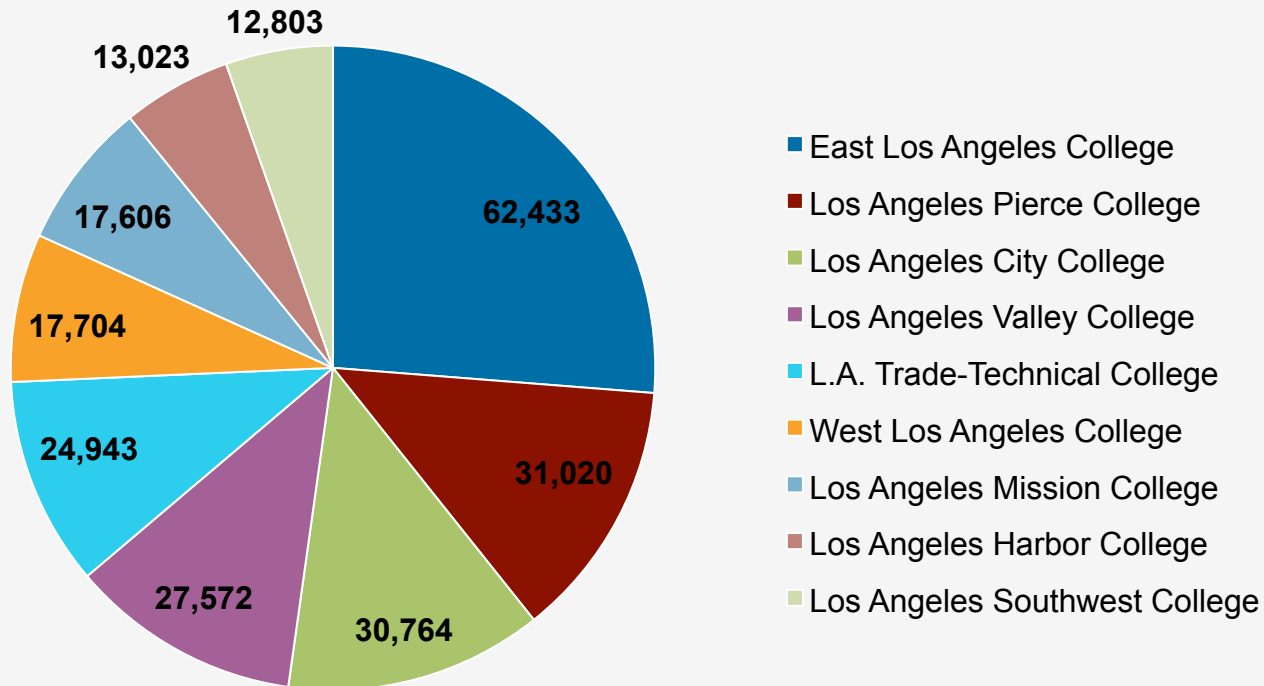
- Establish District Policies
- Integrate College Planning
- Allocate Resources Accordingly
- Fiduciary Oversight



Student Profile



Enrollments 2016–2017

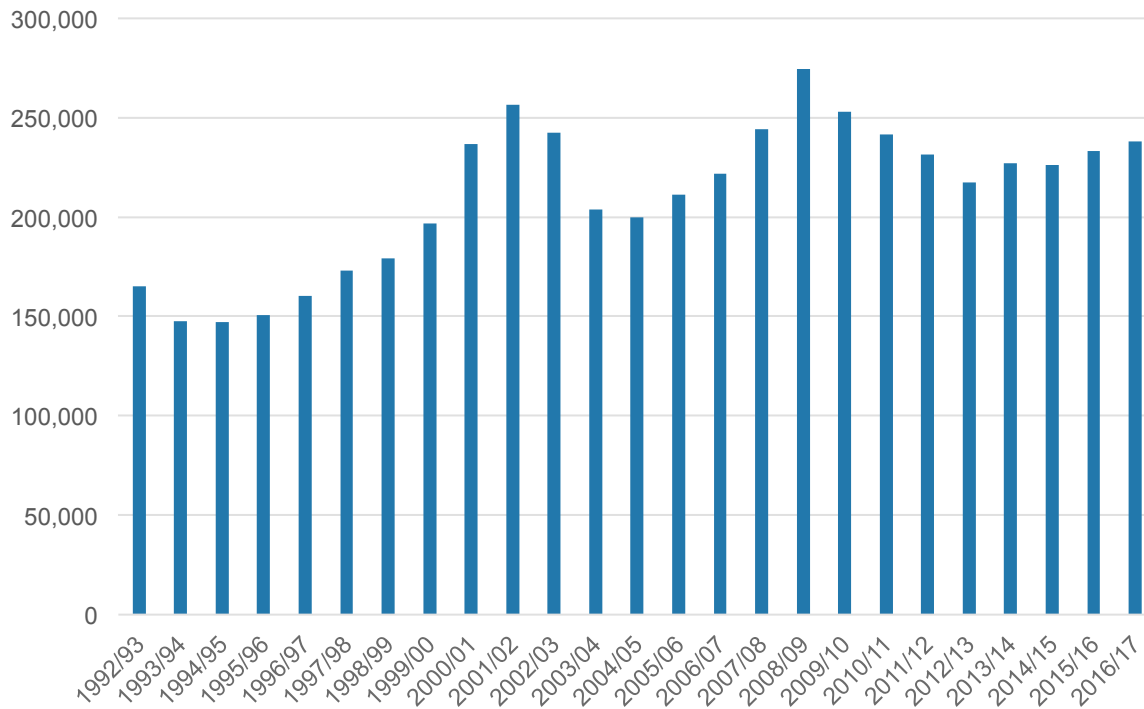


Total Enrollment: 237,868

Student Profile



Historical Enrollment

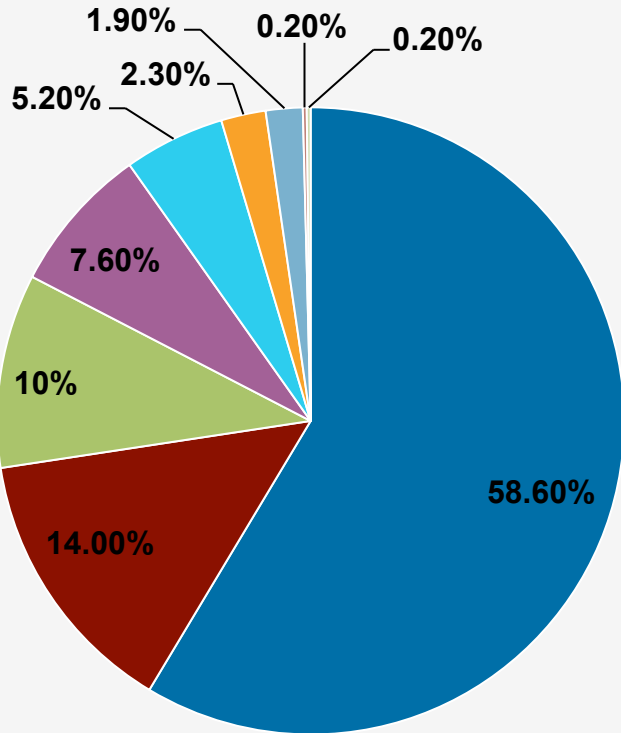


Year	Total Enrollment
1992/93	165,032
1993/94	147,597
1994/95	147,151
1995/96	150,563
1996/97	160,500
1997/98	173,155
1998/99	179,236
1999/00	196,844
2000/01	236,614
2001/02	256,363
2002/03	242,365
2003/04	203,557
2004/05	199,808
2005/06	211,294
2006/07	221,601
2007/08	243,916
2008/09	274,379
2009/10	252,990
2010/11	241,418
2011/12	231,534
2012/13	217,530
2013/14	227,036
2014/15	225,942
2015/16	233,324
2016/17	237,868

Student Profile

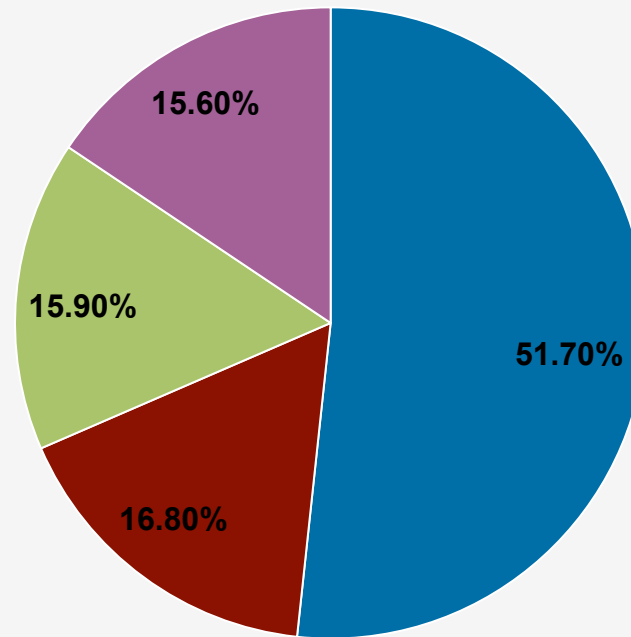


**Students by Ethnicity
(2016–2017)**



- Hispanic
- White
- African-American
- Asian
- Unknown
- Filipino
- Multi-Ethnic
- American Indian
- Pacific Islander

**Student Educational Goals
(Fall 2016)**



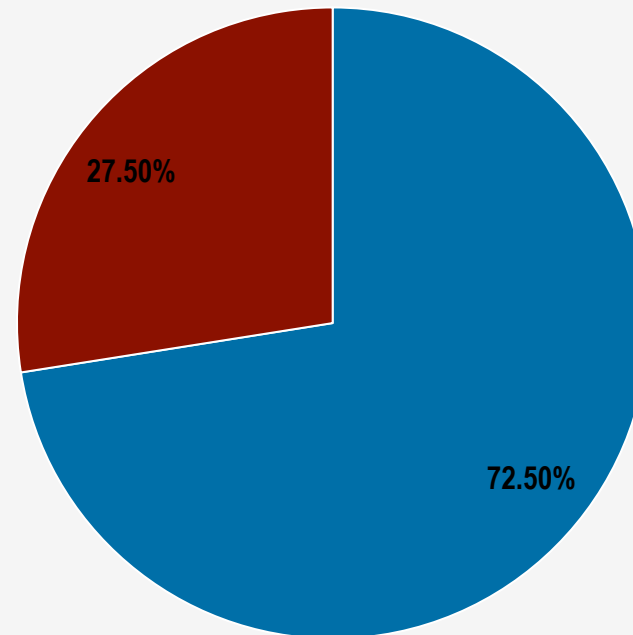
- Transfer
- Undecided
- Vocational
- General Education

Student Profile



- **17.9%** of LACCD students are non-native English speakers
- **50.7%** of LACCD students live below the poverty line
- **18.7%** of LACCD students are from homes where parents received only elementary education

Enrollment Status
(2016)

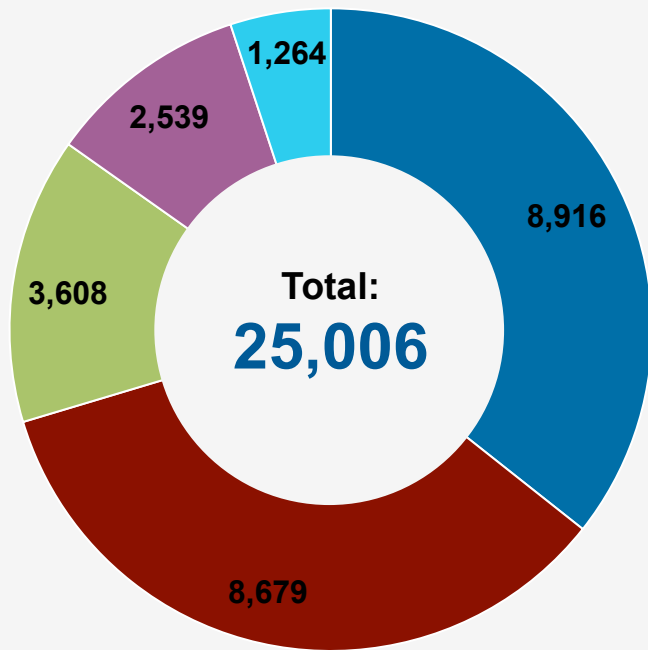


■ Part-time ■ Full-time

Student Completions

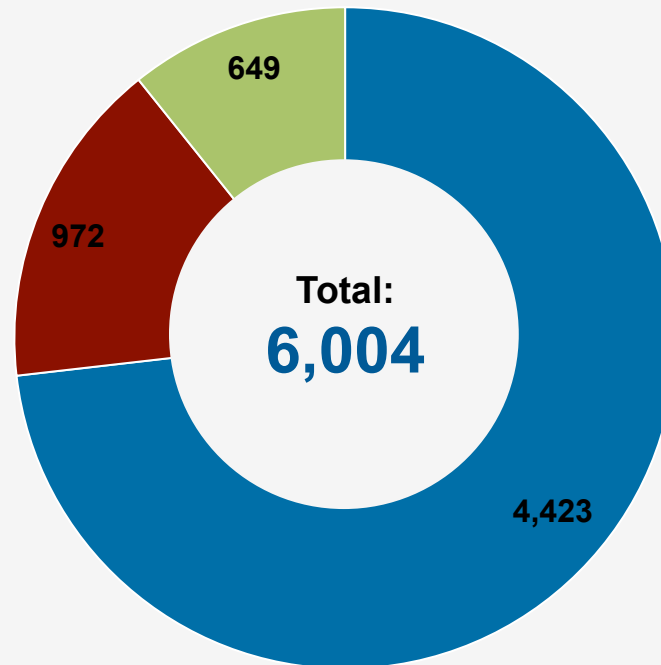


**Degrees & Certificates Awarded
(2016–2017)**



- Associates Degrees
- Certificates
- Skill Certificates
- Associate Transfer Degrees
- Non-Credit Certificates

**Transfer Students
(2015–2016)**



- CSU
- UC
- In-State Private



Challenges and Opportunities

- Underpreparedness of Students
- Dreamer and DACA student needs
- English as a Second Language (ESL)
- Cost of Higher Education
- Housing and Food Insecurities
- Proposed New Community College Funding Model
- Modernizing Educational Facilities & Infrastructure for the 21st Century



Proposed CCC Funding Formula

- **Base Grant (50%)** - based on enrollment using a per full-time equivalent student (FTES) funding rate
- **Supplemental Grant (25%)** - based on the number of low-income students who receive a College Promise Grant (formerly Board of Governors) fee waiver or Pell Grant
- **Student Success Incentive Grant (25%)** - based on the number of degrees and certificates granted and the number of students completing them in three years or less, with additional funds for each Associate Degree for Transfer

Building and Infrastructure: Why You Should Own Our Bonds



Bond Program History



Bond Authorization	Election Date	Percentage of Voter Approval	Amount Authorized (Billions)	Amount Issued (Billions)	Authorization Remaining
Proposition A	April 10, 2001	67.1%	\$1.245	\$1.245	\$-
Measure AA	May 20, 2003	64.1%	\$0.980	\$0.980	\$-
Measure J	Nov 4, 2008	70.1%	\$3.500	\$2.825	\$0.675
Measure CC	Nov 8, 2016	75.9%	\$3.300	\$0.100	\$3.200
Total			\$9.025	\$5.15	\$3.875

Bond Program Facts

- Contracted: \$5.15 Billion
- Remaining to be Contracted: \$3.87 Billion
- Major Buildings Constructed: 117
- Major Buildings Renovated: 44

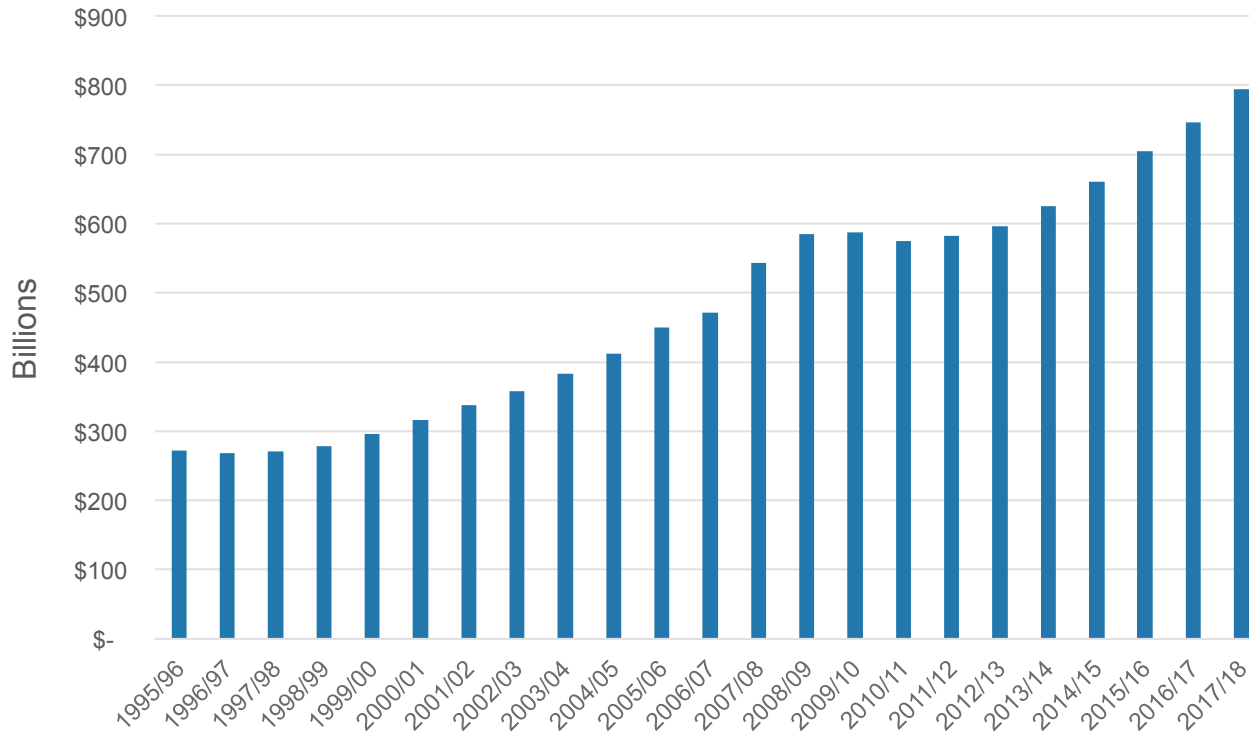
Types of Projects Completed

General Classrooms & Labs	Child Development Centers
Libraries	Math & Science
Student Centers	Learning Resource Centers
Athletic Facilities & Fields	Performing Arts Centers
Parking Structures	Administrative Centers
Theater Arts	Technology Centers

Assessed Valuation



Historical Assessed Valuations (California Municipal Statistics, Inc.)



Fiscal Year	Total Assessed Valuation	Percent Change
1995/96	\$ 271,570,570,746	-
1996/97	\$ 268,634,038,981	-1.08%
1997/98	\$ 270,399,374,415	0.66%
1998/99	\$ 278,185,166,789	2.88%
1999/00	\$ 296,576,281,757	6.61%
2000/01	\$ 316,514,814,665	6.72%
2001/02	\$ 337,998,688,873	6.79%
2002/03	\$ 358,033,090,386	5.93%
2003/04	\$ 383,461,042,557	7.10%
2004/05	\$ 411,856,597,620	7.41%
2005/06	\$ 450,587,265,137	9.40%
2006/07	\$ 471,587,913,304	4.66%
2007/08	\$ 543,283,475,406	15.20%
2008/09	\$ 584,853,716,214	7.65%
2009/10	\$ 587,224,396,666	0.41%
2010/11	\$ 575,324,281,107	-2.03%
2011/12	\$ 582,024,613,832	1.16%
2012/13	\$ 596,121,284,166	2.42%
2013/14	\$ 625,232,284,218	4.88%
2014/15	\$ 660,150,735,869	5.58%
2015/16	\$ 704,587,273,484	6.73%
2016/17	\$ 746,914,961,313	6.01%
2017/18	\$ 794,151,050,889	6.32%

Compound Annual Growth Rate	
Average since 1995/96	5.00%
15 year average	5.45%
10 year average	3.87%
5 year average	5.90%
3 year average	6.35%

Credit Ratings



Moody's Investors Services

- Rated "Aa1" with stable outlook
- Large and diverse tax base that is poised for additional moderate growth
- Significant operating flexibility inherent to California community college districts
- Sound financial position that is expected to remain solid
- Strong bondholder protection for taxes levied for debt service

Standard & Poor's

- Rated "AA+" with stable outlook
- Large and diverse property tax base in the strong Los Angeles area economy
- Good financial performance with a history of strong general fund reserves
- Operational flexibility, with an ability to reduce class sections and curriculum, if necessary, an operational feature not shared by K–12 districts.

LACCD Largest 2017–18 Local Secured Taxpayers



	Property Owner	Primary Land Use	2017–18 Assessed Valuation	% of Total (1)
1	Douglas Emmett	Office Building	\$3,090,290,918	0.40%
2	Universal Studios LLC	Movie Studio	2,410,256,527	0.32
3	Essex Portfolio LP	Apartments	1,403,756,659	0.18
4	Tesoro Corporation	Oil & Gas	1,329,521,571	0.17
5	Phillips 66	Oil & Gas	1,233,160,859	0.16
6	FSP South Flower Street	Office Building	899,773,192	0.12
7	Rochelle H. Sterling	Apartments	843,739,808	0.11
8	Valero Energy Corporation	Oil & Gas	826,383,573	0.11
9	Anheuser Busch Inc.	Industrial	744,693,400	0.1
10	Warner Bros. Entertainment Inc.	Movie Studio	704,154,515	0.09
11	One Hundred Towers LLC	Office Building	639,863,052	0.08
12	Century City Mall LLC	Office Building	639,283,209	0.08
13	Trizec 333 LA LLC	Office Building	628,423,753	0.08
14	Maguire Partners 355 S. Grand LLC	Office Building	587,705,494	0.08
15	APM Terminals Pacific Ltd.	Port Operations	584,036,659	0.08
16	Tishman Speyer Archstone Smith	Apartments	561,092,724	0.07
17	Olympic and Georgia Partners LLC	Hotel/Residences	552,606,051	0.07
18	BRE HH Property Owner LLC	Office Building	531,505,280	0.07
19	Paramount Pictures Corp.	Movie Studio	530,130,218	0.07
20	LA Live Properties LLC	Commercial	529,177,801	0.07
			\$19,269,555,263	2.52%

(1) 2017–18 Local Secured Assessed Valuation: \$763,462,292,551



Quick Facts - Reminder

- LACCD is Largest Community College District in Nation
 - Nine colleges covering about 900 square miles
 - Annual enrollment of more than 230,000 students
- Established in 1969
- District Population: 5.25 Million Residents
- District Assessed Value: \$794.2 Billion
- Five-year Assessed Value Compound Annual Growth Rate: 5.90%
- Credit Ratings: Aa1 (Moody's), AA+ (Standard & Poor's)
- FY 2017–18 General Fund Expenditures: \$988.6 Million
- FY 2017–18 General Fund Projected Ending Balance: \$147.4 Million (14.9% of Expenditures)
- Total FY 2017–18 District Allocations: \$5.6 Billion

A Point of Pride: The Power of the Promise

For the Inaugural class as compared to Fall 2016:

- Full-time enrollments from LAUSD first-time college students are up 40% across LACCD's nine colleges
- Overall enrollment for recent LAUSD graduates is up 14%, while statewide trends show decreases in enrollment due to downward trends in the population of high school seniors
- More students applied for financial aid because it was a requirement for participating in the LA College Promise
- Students receive “wrap around” services such as tutoring, mentoring and counseling



A Point of Pride: The Power of the Promise

Students enrolled full-time have:

- 25% higher Fall to Fall persistence rates
- 69% higher completion rates for achieving transfers, degrees, or certificates than all other students
- From Fall 2017–Spring 2018, 720 more students persisted full-time



LACCD-Workforce Partnerships

We educate and train the region's workforce, often in collaboration with the companies who directly hire our students.



Los Angeles Area
Chamber of Commerce





LACCD is Uniquely Positioned to Grow with the City and County

- Geographically, our colleges and educational centers are aligned with massive infrastructure development taking place in Southern California
- LACCD educates the workers needed for the local economy, from Construction, Culinary Arts and Health Services to Accounting and Aviation

New NFL Stadium in Inglewood



Metro Rail Expansion



Metro Rail & Busway with Measure M Transit Projects



Lucas Museum of Narrative Art



LAX Modernization



LAX IS HAPPENING™



*Los Angeles
World Airports*

Wilshire Grand Center



Our Programs: Culinary Arts



Fire Tech



Fashion Design



Construction, Maintenance, and Utilities



Music



Automotive Technology



Radiologic Technology



Theatre Arts




Nursing and Health Services



World Class Facilities

Our Bonds:

- Build world-class facilities to support the 21st Century educational needs of our students
- Help grow the regional economy
- Train the future workforce
- Enrich our community!



Recently Completed Facilities




City - Student Services Center



Recently Completed Facilities



City - Holmes Hall Modernization



Recently Completed Facilities



East - Science Career and Mathematics Building Complex



Recently Completed Facilities

East - Ernest H. Moreno Language, Arts and Humanities Building



Recently Completed Facilities



Harbor - Library & Learning Resource Center



Recently Completed Facilities



Harbor - Science Complex



Recently Completed Facilities

Southwest - School of Career & Technical Education



Recently Completed Facilities



Valley - Student Union



Recently Completed Facilities



West - General Classrooms and Math and Science Building



Our Students are the Real Investment!

